



WE ARE WELDING

Welding 4.0 – Multi-process MIG/MAG welding machine

Titan XQ puls | Titan XQ puls compact

www.ewm-group.com/sl/titanxq.process.en



Update 2020
Pulse welding

**Titan XQ –
try it now!**



3 Years // **5 Years**
transformer
and rectifier

ewm-warranty*
3 shifts / 24 hours / 7 days

*For details visit www.ewm-group.com

www.ewm-group.com

Allow us to introduce: Titan XQ puls Welding 4.0 – the future of welding

Conquer the new dimension - welcome to the world of welding 4.0 by EWM.

The future of professional welding is networked, digital and paperless. These are the challenges of "Industry 4.0" and every company must face these sooner or later. The EWM group delivers welding companies the ideal

solution with the new Titan XQ puls multiprocess MIG/MAG welding machine and the Welding 4.0 welding management system ewm Xnet 2.0 first-class future-proofability, for even more efficient, qualitative-certifiable welding.

All innovative welding procedures and characteristics are included in the purchase price of the welding machine.

- Welding consistently at the highest levels of quality and efficiency, as all innovative welding processes from EWM are available as standard

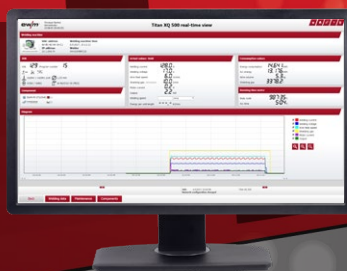


Display WPS and welding data via mobile device
view tells you everything

- Easy parameter control directly in the welder's workplace thanks to availability of all current welding data



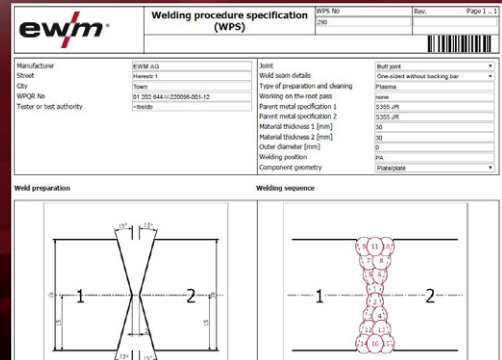
Welding 4.0 – ewm Xnet 2.0 welding
management system



Titan XQ

Create paperless WPS – assign WPS to component parts and welders

- Efficiently create WPS and conveniently assign from the office according to quality assurance



Component management for efficient manufacturing – step-by-step to perfection

- Minimised risk of welding defects thanks to convenient and component-based allocation of WPS for each individual run/seam



PM welding torch with graphic display – information directly on the workpiece

- Conveniently save time reading and acknowledging the current welding task according to the welding sequence plan via welding torch on the workpiece



System overview

Contents

Page

Multi-process MIG/MAG welding machine, Titan XQ puls

6-15

- Versions

- Titan XQ 350 puls | 350 A (100% duty cycle)
- Titan XQ 400 puls | 400 A (80% duty cycle)
- Titan XQ 500 puls | 500 A (80% duty cycle)
- Titan XQ 600 puls | 600 A (40% duty cycle)
- Titan XQ 350 puls C | 350 A (80% duty cycle)
- Titan XQ 400 puls C | 400 A (60% duty cycle)
- Titan XQ 400 AC puls | 400 A (80% duty cycle)*



- Gas or water cooled
- With separate wire feeder
- Compact with integrated eFeed wire feed mechanism

*Detailed information on the Titan XQ 400 AC puls with acArc alternating current can be found in the Titan XQ 400 AC puls brochure and online at <https://www.ewm-group.com/en/>.

Titan Drive XQ wire feeder


16-19



PM welding torches

20-23

Standard and function torch with and without graphic display and LED illumination of the join area



RD3 X

RD2 X

2U/D X

Contents

Page

Practical, phased operation concept


24-33



Expert XQ 2.0



HP-XQ



LP-XQ

Innovative welding processes

34-55

The optimum arc for every application

MIG/MAG:

- **forceArc XQ / forceArc puls XQ** – high-performance arc with deep penetration
- **wiredArc XQ / wiredArc puls XQ** – high-performance arc with penetration stabilisation through dynamic wire feeding
- **rootArc XQ / rootArc puls XQ** – for perfect root welding
- **coldArc XQ / coldArc puls XQ** – minimises heat for thin metal sheet welding
- **Positionweld** – for positional welding
- **Pulsed XQ and standard XQ arc**

TIG and MMA welding, gouging

Welding 4.0 – ewm Xnet 2.0 welding management system

56-61



Options, accessories

62-71



Technical data

72-75

Titan XQ puls – A perfect series

Wishful thinking becomes reality

Maximum operating convenience, long service life and all pulse, standard and innovative welding processes optimised and included in the machine at no extra charge. The members of the Titan XQ family are taking a quantum leap in welding technology. Here, perfect weld seams are already pre-programmed for low- and high-alloy steels and aluminium in all material thicknesses and all positions.

Thanks to the many options and accessories for the Titan XQ puls series, you can put together your machine in the way that best suits you, your needs and your applications. An exceptionally long duty cycle of 100% at up to 350 A, for example, makes for effective working. Perfect welding becomes sustainable – 24 hours a day, 7 days a week.



Titan XQ puls compact



Titan XQ puls



Titan XQ puls
double wire feeder



All MIG/MAG processes included in the machine at no extra charge!

With the new RCC inverter technology, the welding features of the Titan XQ puls have been improved in all welding processes.

- rootArc XQ/rootArc puls XQ – for perfect root welding
- coldArc XQ/coldArc puls XQ – minimises heat for thin metal sheet welding
- forceArc XQ/forceArc puls XQ – high-performance arc with deep penetration
- wiredArc XQ/wiredArc puls XQ – high-performance arc with penetration stabilisation thanks to dynamic wire control
- Positionweld – for positional welding
- Pulsed XQ and standard XQ arc
- TIG and MMA welding, gouging

Titan XQ puls compact – with integrated eFeed wire feeder

Consistently perfect results

The Titan XQ puls compact, with its 350 A and 400 A models is ideal for welding booths, trade and training. In conjunction with the optional miniDrive intermediate drive, the action radius can be expanded to up to 30 m. Using our welding torch models with control function, you can operate the Titan XQ puls compact quite

conveniently from your workplace. The integrated eFeed wire feeder increases operating convenience for every user and optimises results. Precise wire feeding has a positive effect on welding features and ensures optimal results.

Control

- Users may select from three controls:
 - HP-XQ
 - LP-XQ
 - Expert XQ 2.0, also with LAN/Wi-Fi gateway
- More details from page 24

LED status bar

- Indicates the current operating status in colour



Connection panel

- Easy manual switching of the polarity without tools

Euro torch connector

- Global standard
- Thanks to digital X technology, you can remotely control the function torch without a control cable

Torch cooling

- Can be gas cooled or water cooled
- High cooling capacity of 1,500 W, powerful centrifugal pump and 8-litre water tank

Wire feeding – precise and practical

- Four driven wire feed rolls
- Automatic wire inching saves time
- Simple, tool-free roll change
- Permanently secured roll fastener

Wire spool diameter D200/300

- Thanks to interior lighting, changing wires and operating the machine is easy even where lighting conditions are poor



Optional



DGC
Gas flow control



2 DV
Connection for
2nd wire feeder



WRS – wire reserve sensor

Titan XQ puls – For even greater flexibility

Ideal for demanding jobs

If you are working on large components or in hard-to-reach areas, the Titan XQ puls is the right welding machine for you. Its mobile wire feeder with integrated control gives you greater flexibility in application and range.

With their wide range of options and accessories for the Drive XQ wire feeder, the models for 350 A, 400 A, 500 A and 600 A (whether gas or water cooled) can be adapted to any special or exceptional requirements you may have.

This includes, for example, a wheel kit with large wheels, the heavy-duty set with a protective plate and stable crane suspension for even greater freedom of movement.

The flexFit casing system with numerous mounting options – organisation is half the welding

- Intermediate hose package holder, wire feeder cross arms – you name it: a large number of individually-used accessories and options can be secured to the continuous-cast aluminium profile of the top cross member of the casing by means of handy slot nuts
- More detailed information from page 62

EWM intermediate hose packages – the highest standards of quality for a long service life

- Industrial-quality plug
- Highly flexible control and welding cables for handling high bending and torsional stress
- Fabric-sheathed hoses for handling high pressure and temperature loads
- Diffusion-proof gas hoses in accordance with EN 559
- Heavy-duty protective hose casings
- Strain relief on both ends
- Quick changing – all connections are accessible from the outside





Drive XQ – brings all functions to the workplace

- Wire feeder, available in three practical, phased control variants
- More detailed information from page 16

Protective cap – doesn't give dirt a chance

- Protects the entire control system against contamination and knocks
- Easy opening of the protective cap, even with gloves, thanks to its ergonomically shaped gripping surface

Option: Rotatable wire feeder

Very practical handle

- Ergonomic design
- For effortless gripping even with gloves and safe movement of the machine
- The workpiece lead or torch hose package can be hung from the overhang in a practical and neat way
- Option to attach a torch holder to either handle as desired to suit right- and left-handed people (optional)

Handlebar

- Rugged, continuous-cast aluminium pipe with ergonomic rounded back and diameter within a comfortable grasping distance for easy movement of the welding machine
- Flexible when in use thanks to the flexFit system on the underside for carrying accessories and options using slot nuts

Connection panel

- Connections on the front and back which are angled slightly downward prevent kinking of the connected cables
- All cable connections can easily be made without tools

Can be individually configured exactly to your needs

Customised design: with or without gas cylinder holder for one or two cylinders, mains cable length up to 15 m, versions for two wire feeders and more.

Option of two wire feeders – change welding tasks with no set-up time

- Effortlessly change between two different wires and shielding gases, e.g. for welding solid and flux cored wires

Safe crane transportation – levitation made easy

- 4 rugged mounts (40 mm dia.) for easy hook-in or through connection of the crane harness



Large wheels to overcome obstacles

- Generous 250 mm diameter means that the machine can be easily moved and effortlessly overcome obstacles such as cables or thresholds
- Large track widths ensure stability, even on inclinations of up to 15°

Guide castors – reach your target

- Above-average 160 mm diameter makes moving, steering and overcoming obstacles easy
- Features parking brake to prevent rolling away, even on slopes





Gas cylinder holder on top – for a secure hold

- For single or double cylinders (optional)
- Quick and easy securing of the shielding gas cylinder using straps with turnbuckles
- Secure strain relief for intermediate hose packages using holders



Strain relief for intermediate hose package




Gas cylinder holder for one shielding gas cylinder



Two shielding gas cylinders

Gas cylinder holder at the bottom – a good position

- For single or double cylinders as standard
- Easy placement of the shielding gas cylinder thanks to the low, flat loading edge of the cylinder cart



Torch cooling – large volume for great performance

- Excellent torch cooling reduces costs through lower consumption of torch consumables
- High cooling capacity of 1,500 W, high-performance centrifugal pump and 8-litre water tank
- More detailed information from page 14

An inverter power source that doesn't even dry up in the desert

Tough performer. Generous giver.

Providing a sustainable and power-saving welding current is the art of the electronic inverter. The new Titan inverter technology excels even in the toughest continuous operation and extreme environmental conditions. The reasons for this: above-average high duty cycle, high efficiency and the EWM proverbial longevity and robust workmanship.

The generous dimensioning of all components is also responsible for these outstanding inner values. The cooling of the semiconductor, in particular, guarantees this innovative welding machine has an especially long service life.

High availability in production – a true workhorse

80% DC*

at 40 °C ambient temperature

Ready to use anywhere – Titan XQ doesn't know the word "no"


- Can be used under all climatic conditions, including heat, frost, rain, snow and dusty conditions
- Operating range –25 °C to +40° C
- Splash-proof – safety class IP23
- Multi-voltage capability – optionally works with 400 V, 415 V, 460 V, 480 V and 500 V mains voltage

With unrivalled EWM quality warranty

- 3-year warranty for welding machines and 5-year warranty for transformers and rectifiers
- No restriction to the number of operating hours – even when used in 3-shift operation 24 hours a day, 7 days a week



* Titan XQ 400 / 500 puls



RCC power module (rapid current control) – high process stability

- Rapid, digital welding current control – even with long hose packages

Fan control in the inverter – energy-saving

- Temperature and performance-controlled fan
- Low pollution and quiet fan noise

Easy servicing and maintenance

- Easy accessible components in the power unit

Earth fault monitoring (PE protection)

- Switching off the welding current in the event of an error, in the presence of stray welding currents
- Protection of PE lines

Generous design of all components – high power reserves, high duty cycle 80% DC

- Long service life thanks to large heat sink for reduced heating of semiconductor components
- High machine availability thanks to large power reserves
- High-quality components arranged to protect against dust and dirt promise fail-safe operation

Energy-cost-saving inverter technology

- Lower power consumption thanks to high efficiency and automatic power-saving mode (standby function)
- Electricity costs fall, so production costs do too

The major sustainability initiative from EWM

Blue Evolution[®]

Refreshingly innovative – especially when things hot up Thanks to torch cooling

Always keep a cool welding torch

Particularly efficient welding torch water cooling for high-performance arcs guarantee cold torches and thus low follow-up costs for consumables and torch maintenance, even under difficult ambient conditions.

High cooling capacity of 1500 watts – saves money

- Reduces wear of consumables of the welding torch and prolongs its service life
- 8 litre water tank, sufficient coolant water reserves even for long hose packages
- Allows comfortable operation thanks to reliable cooling, even in continuous operation

Customise exactly as you like

- Titan XQ is available in gas and water cooled versions
- Standard version with 3.5 bar pump
- Heavy duty 4.5 bar pump for using with long hose packages or with great height differences, e.g. in shipping and vehicle construction


Flow monitor as standard – insurance against failure


- Protects water-cooled welding torches from overheating and damage caused by low coolant flow

Fill level indicator – always up-to-date

- Easy to read fill level indicator with MIN/MAX scale

High performance torch cooling





Can also be retrofitted – if there is currently no demand

- The cooling unit has a modular design and can be retrofitted or replaced with only a few steps

Temperature-monitored coolant – always in the green range


- Protects the welding torch from overheating through hot coolant water

Easy servicing and maintenance

- Easy accessible components in the cooling unit

Temperature and speed-controlled cooling fan

- Reduced contamination of the cooling unit and less noise emissions, as fan only runs when needed



Always wired – with ease and precision

Drive XQ wire feeder

Hard work can be made so easy

Whether on impassable scaffolding, difficult to access work positions or large components – the Drive XQ wire feeder is an agreeable companion. Only 13 kg (without wire spool) to carry with the ergonomically balanced handle – even through a manhole, if necessary. The

high-precision wire feeding with four rolls guarantees constant welding results, saves aggravation and pays off. A long service life is assured, even when used in three-shift.

Wire spool cap – protective dust cap with inspection window

- Dust-proof wire spool cap
- Inspection window indicates level of wire spool
- Simple and convenient spool change
- Fully insulated wire space

Locking system – always reliable

- Cover cap stays closed even under the most demanding conditions

Equipment – sophisticated design

- Tool-free changing of intermediate hose packages
- No need for intervention in the electric area thanks to externally accessible connections
- Strain-relieved hose package with strap and swivel
- Protected hose package connections



Optional



DGC – electronic gas flow control saves you money

- Prevents welding errors caused by too much or too little gas
- Efficiency through gas savings thanks to accurate settings
- Precise, digitally adjustable gas quantity
- Suitable gas quantity for the respective welding task (JOB) optimally set at the factory
- Exact gas quantity depending on the shielding gas automatically without conversion for argon mixed gas, CO₂, helium
- No gas blast with turbulence when igniting the arc as electrical valve opens and closes gently
- Welding stop when dropping below the critical quantity of gas (shielding gas cylinder empty or gas supply interrupted)
- Simplified calculation by recording the exact gas consumption via the ewm Xnet 2.0 software (optional)

Wire feeding – precise and practical

- Four driven wire feed rolls
- Automatic wire inching saves time
- Simple, tool-free roll change
- Permanently secured roll fastener



Functions – useful in daily use

- Key switch – control shut-off to prevent against operator error
- Changeover switch program or up/down mode

Interior lighting – for roll change

- Changing wires and operating the machine is easy even with poor lighting

Wire inching push-button

- Automatic wire stop on contact

Gas test push-button

Connections – stable and protected

- Recessed Euro torch connector and water connections
- Impact protection through protruding plastic edge

flexFit casing system – robust and variable

- Solidly-designed base made from continuously cast aluminium
- Mounting options for sliding rails, rubber feet, wheel kit, etc.



WHS – wire spool heater, the new dry spell

- Prevents moisture accumulation on the welding wire through preheating
- Controlled temperature to 40 °C
- Reduced risk of hydrogen pores



WRS – wire reserve sensor, no surprises during welding

- Warns at 10% residual quantity of the wire spool by means of a control lamp
- Minimises the risk of weld defects as a result of the wire running out during the welding process
- Forward-looking production planning reduces non-productive times and thus production costs as a new wire spool can be inserted in good time

Moving ahead – with precision and durability

Wire feed mechanism eFeed

Moving ahead – with precision and durability.

Precise and slip-free movement thanks to ball bearings for the drive shafts and four individually driven rolls makes for an extremely stable welding process. Thanks to their robust design, the mechanics do their job even in

tough continuous operation and difficult ambient conditions. Precise, robust wire feed mechanism guarantees optimum welding results and saves aggravation for the welder.

Wire feed mechanism eFeed with ball-bearings and four driven drive rolls – one more step forward




UNI rolls for two wire diameters – saves exchanging rolls

- Can be used directly with no additional costs, factory-fitted with UNI rolls for 1.0 mm and 1.2 mm steel and stainless steel
- UNI rolls are also available for 0.8 + 1.0 mm

Colour-coded rolls – prevents confusion

- Colour-coded rolls for various wire diameters
- Always the right equipment thanks to colour coding
- Can be read quickly and easily

2,5	Stainless steel, steel, braze
1	Aluminium
2	Flux cored



e.g. UNI rolls for Ø 1.0 mm to 1.2 mm with V-groove (blue/red) for stainless steel, steel



e.g. Ø 1 mm with U-groove (blue/yellow): for aluminium




e.g. Ø 1 mm with V-groove, knurled (blue/orange): for flux cored wire

eFeed wire feed mechanism – your benefits

- Robust, die cast aluminium housing for a long service life
- Dual ball bearings (instead of friction bearings) on all four drive axles reduce roll tolerances for a longer service life and less abrasion
- Time is saved due to error-free fully-automated inching without time-consuming opening of the drive
- Tool-free roll change with captive roll fasteners
- Covered gearing protects against injury
- Large roll diameter (37 mm) for optimal transfer of power
- Four driven wire feed rolls

Stainless steel, steel, braze	3-3,5
Aluminium	2-2,5
Flux cored	2,5-3



Individually adjustable contact pressure – as much as necessary

- The contact pressure for the front and rear roll pair can be set differently
- For aluminium, steel, stainless steel, braze, flux cored wire

Visible wire feeding – full control

- After wire spool change, allows visual monitoring during automatic inching



Exchange rolls in just three steps

Instantly, without tools and with captive parts

Unlock the roll fastener

Swivel out secured roll fastener

Exchange the roll



A joy to hold – ergonomics for welding Professional welding torch from the PM series

They hold the promise of EWM.

We all love something that fits well in the hand. The grips on the new PM welding torches are ergonomically optimised with rubber inserts so that they can be held comfortably and flexibly guided during welding. A particular advantage in difficult positions, making work easier. The balanced design of the grips, the reduced weight of the welding torch and the innovative, compact

design of the hose package with anti-kink device also help reduce welder fatigue. It keeps the amount of force required to guide the welding torch to a minimum. The practical control keys and graphic display on the function torch also increase efficiency. They can be used to adjust many functions of the welding machine directly on the workpiece.

Compact ball joint – optimal range of movement in any position

- Comfortable working conditions thanks to strain relief, especially for positional welding



Torch trigger protection – prevents misfiring

- High level of safety – no switch on caused by unintentional operation
- Protects against damage to the workpiece

Rubber inserts in the handle – so that welding feels good

- High degree of welding comfort thanks to ergonomically shaped handle
- Secure grip for optimum welding torch guidance, even during positional welding

Your benefits

Reduce manufacturing costs – quality pays off

- Verifiably lower consumption of consumables of contact tip and gas nozzle
- Minimised finishing work thanks to significantly less spatter due to precise gas flow
- Less consumption of shielding gas by avoiding gas loss

Long services life of the EWM contact tips – size matters

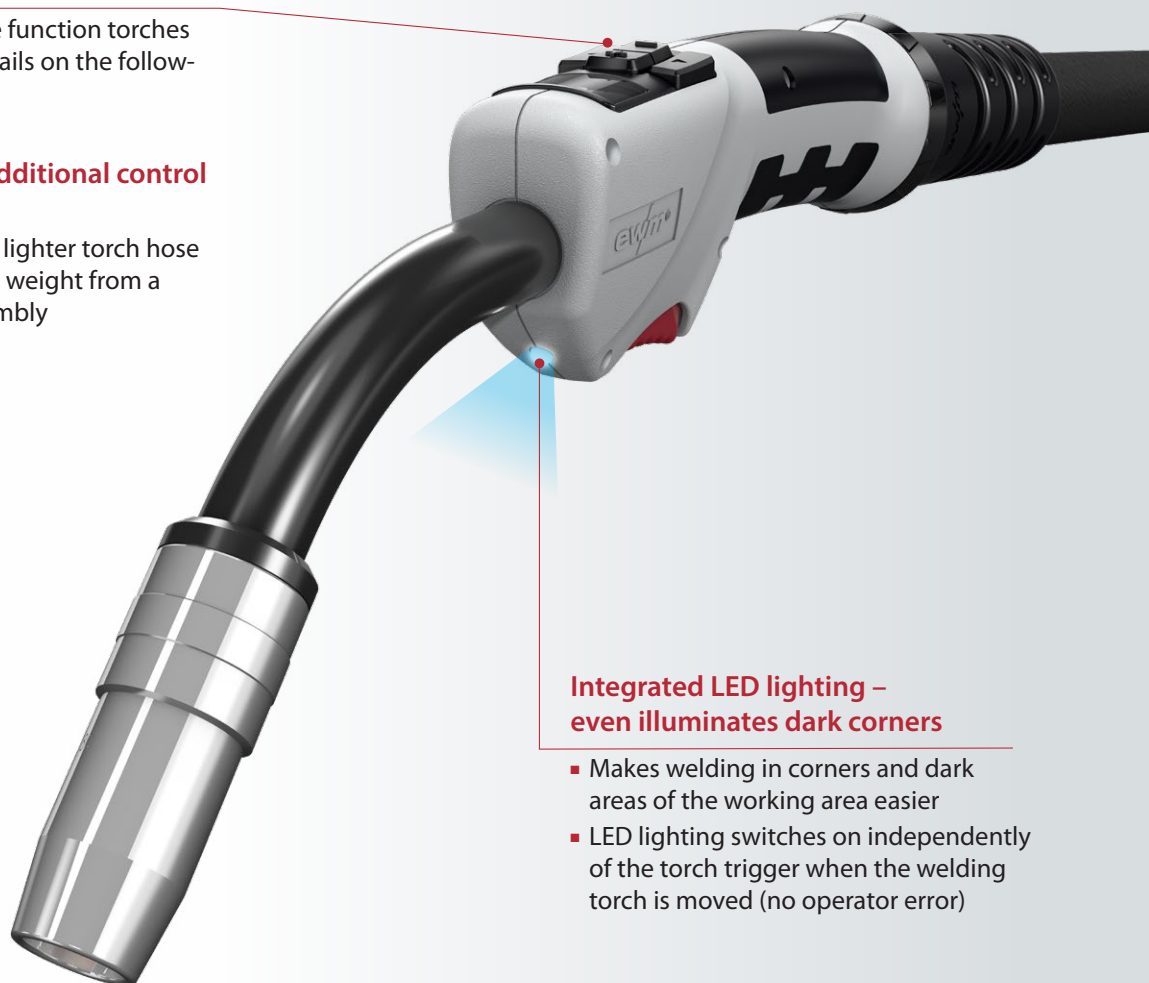
- No overheating – optimum heat transfer thanks to the 30% larger material cross-section and conical fit of the contact tip in the M7/M9 compared to conventional M6/M8 thread sizes

Four operating variants – guarantees a good choice

One standard torch and three function torches are available for Titan XQ (details on the following pages)

X technology – replaces additional control cable assembly

- Fatigue-free work thanks to lighter torch hose package as there is no extra weight from a separate control cable assembly



Integrated LED lighting – even illuminates dark corners

- Makes welding in corners and dark areas of the working area easier
- LED lighting switches on independently of the torch trigger when the welding torch is moved (no operator error)

Improved welding quality – better than good

- Errors are minimised thanks to interference-free wire guiding – 40% larger bend radius of the torch neck (from PM 301)
- Best heat dissipation in the torch body and therefore minimal warming of the consumables
- Outstanding shielding gas coverage of the arc range
- Secure contact through screw-retained contact tip and gas nozzle

Versions

- PM series standard torches · PM221/301/401G,
· PM301/451/551W
- PM S series Short neck · PM451/551WS
- PM L series Long neck · PM451/551WL

A joy to hold – ergonomics for welding Professional welding torch from the PM series

Four operating variants – guarantees a good choice.

One standard torch and three function torches are available for Titan XQ. They differ in their operating concept and their display options. But they all have one thing in common: ergonomic perfection and robust EWM quality. It's your choice.

PM RD3X




Function torch with graphic display and LED light

Setting options:

- Welding current and wire speed
- Welding voltage correction
- Welding procedure
- Welding program and tasks (JOBs)
- Operating mode non-latched/latched
- Component management:
Selection of weld seams according to welding sequence plan

Display:

- All adjustable welding parameters and functions
- Status error and warning messages



PM RD2X




Function torch with graphic display and LED light

Setting options:

- Welding current and wire speed
- Welding voltage correction
or
- Welding programs

Display:

- All adjustable welding parameters
- Status error and warning messages




PM 2U/DX



Function torch with LED light

Setting options:

- Welding current and wire speed
- Welding voltage correction
or
- Welding programs



PM standard torch



- Standard torch trigger for all MIG/MAG machines



- Option torch trigger top

Practical, phased operation concept

Titan XQ puls



Control variants and networking options:

- Expert XQ 2.0
- Expert XQ 2.0 LG with integrated LAN gateway
- Expert XQ 2.0 WLG with integrated LAN/WiFi gateway



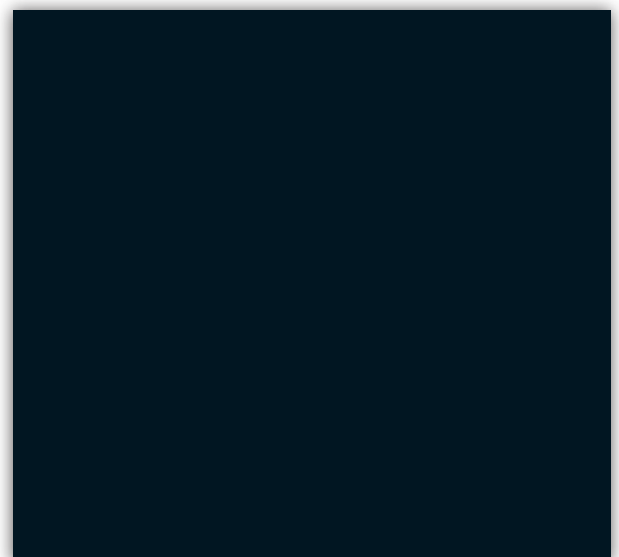
WiFi



LAN



No control in the power source



Drive XQ



Expert XQ 2.0*


Drive XQ control variants



HP-XQ



LP-XQ



Titan XQ puls compact



*For Titan XQ puls compact, also available as:

- Expert XQ 2.0 LG with integrated LAN gateway
 - Expert XQ 2.0 WLG with integrated LAN/Wi-Fi gateway
- (not possible for Titan XQ puls compact with 2nd wire feeder)

For those who want more – everything Expert control with intuitive operation

The Expert XQ 2.0 control shows what the machine offers. The user only needs to make a selection using the click wheel – welding procedure, material, gas, wire diameter. The appropriate characteristic for the welding task (JOB) is immediately shown on the robust and easy-to-read LCD display and it's ready to go. For more fun in more efficient work.

LCD display – everything at a glance

- Plain text display for welding parameters and functions
- Easy to read through a welding helmet
- Good contrast even with reflected light thanks to anti-reflective surface

Display screen – tough performer

- Scratch-proof protective screen for the display made of acrylic glass with hard coating
- Always clearly legible – no signs of wear, unlike touchscreens, for example
- 3 mm thick acrylic glass protective screen protects the LCD display against damage

Control – logical because needs-oriented

- Membrane keyboard is clear, intuitive and resistant against dust, dirt and moisture
- Quicker changing between the levels thanks to needs-oriented operation



USB connection for new tasks

- Offline documentation of welding data
- Update of characteristics
- Software update

Process change

- Quick switching between welding procedures:
 - forceArc XQ / forceArc puls XQ
 - wiredArc XQ / wiredArc puls XQ
 - rootArc XQ / rootArc puls XQ
 - coldArc XQ / coldArc puls XQ
 - Positionweld
 - Pulsed XQ and standard XQ arcs

Xbutton – the key for welding

- Individual access privileges and menu customisation

Click wheel operation – turn, press, finished

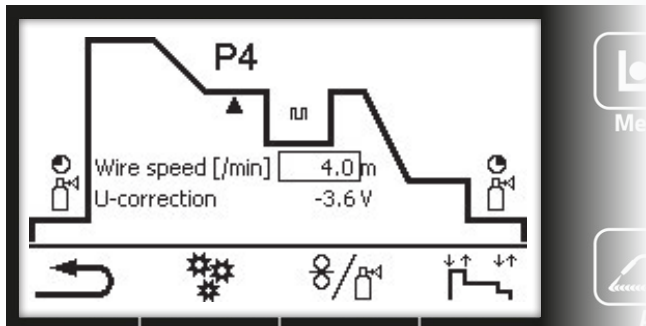
- Direct access to all important welding parameters through intuitive operating concept with click wheel functionality

Language selection – more languages than some professors

- Pre-configured languages for the user menu: German, English, French, Italian, Dutch, Polish, Danish, Latvian, Russian, Spanish, Czech, Swedish, Portuguese, Turkish, Hungarian, Romanian

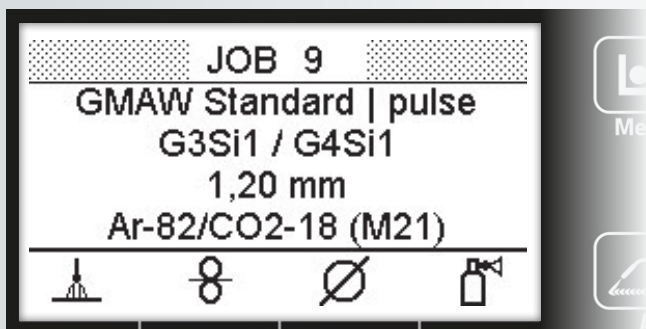


Optional display of values in national or international units (mm/inch)



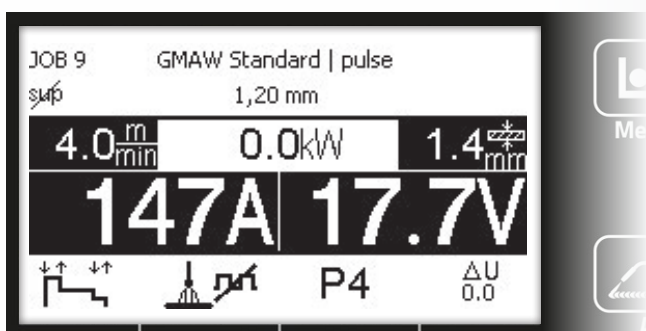
Welding program sequence – lots of steps at a glance

- Simple adjustment of all welding parameters in the program sequence, such as starting current, end-crater current, for example



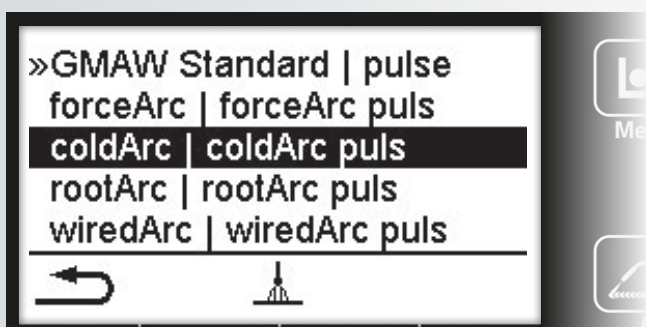
JOB window – which welding task should it be?

- Simple JOB selection of the characteristics via click wheel
 - Welding procedure
 - Material type
 - Gas type
 - Wire diameter



Welding parameter – everything has its value

- Displays the effective arc power for a simple calculation of energy per unit length
- Nominal, actual and hold values
- Operating modes
- Status messages



Quick switching between MIG/MAG welding procedure – the optimum for each welding task

- **forceArc XQ / forceArc puls XQ** – high-performance arc with deep penetration
- **wiredArc XQ / wiredArc puls XQ** – high-performance arc with penetration stabilisation through dynamic wire feeding
- **rootArc XQ / rootArc puls XQ** – for perfect root welding
- **coldArc XQ / coldArc puls XQ** – minimises heat for thin metal sheet welding
- **Positionweld** – for positional welding
- **Pulsed XQ and standard XQ arc**

WPQR welding data assistant

392 A	28.0 V	6.0 m/min
11.0 kW		0:35 min
Weld length	35.0 cm	
Welding speed	60.0 cm/min	
Thermal efficiency	85 %	
t8/5		E: 1.10 kJ/mm Q: 0.93 kJ/mm

WPQR welding data assistant – everything has its value

- The WPQR welding data assistant makes an exact calculation of the heat input and energy per unit length quick and easy

Heat input (Q)	0.96 kJ/mm	
Preheating temperature (T0)	150 °C	
Plate thickness (d)	20.0 mm	
Weld factor	2D 1.00 F2	3D 1.00 F3
Transitional thickness	16.1 mm	
Cooling time t8/5	4.9 s	7.5 s

Calculation T8/5-time

- From the previously calculated heat input Q, the T8/5 cooling time is directly calculated taking the specified material thickness and seam factors into account

389 A	✓
6.6 m/min	✓
29.4 V	✓
WPQR	

Welding monitoring – gives protection and information


- Permitted working area
- Welding voltage
- Welding current
- Wire feed speed
- Predefined parameters via WPS

Unit 1

1	2	3	4	5
JOB: 10	JOB: 12	JOB: 13	JOB: 14	JOB: 15
6	7	8	9	10
JOB: 16	---	---	---	JOB: 20

Favourite list with up to ten JOBS – creates routine

- Increases efficiency and prevents incorrect operations
- Create and retrieve JOBS individually
- Direct, simplified selection of the welding process to be used (JOBS)
- Transfer to other welding machines via XQ remote control or directly to Expert XQ 2.0



Easy data exchange using USB flash memory – including dreams of the future

- Always state-of-the-art welding technology: EWM's Titan XQ puls technology makes it possible to update the control as soon as new developments or welding tasks come out - simply by means of a USB stick
- EWM develops welding processes, material characteristics, power source characteristics, networking and individual operation on a continuous basis. Even existing EWM devices benefit from this through the simple data exchange
- Simple data transfer to LP-XQ and HP-XQ controls also possible with the Expert XQ 2.0 remote control



Access rights via Xbutton – individual user rights

- Identification of the welder
- Xbutton allows mapping of the welder to the welding machine
- Administration of access rights for different control operating levels and welding parameters
- Precise final costing possible thanks to the ewm Xnet 2.0 Welding 4.0 welding management system with individual data recording for each machine, application and welder
- Extremely robust and considerably more durable than RFID chip cards, for example



Quick data transfer for Industry 4.0

- Networking of any number of power sources – via LAN/WiFi
- Simple offline data transfer via USB port



For perfectionists – individual setting options for any weld HP-XQ control – maximum variability down to the finest

The HP-XQ control offers the highest level of requirement-specific setting options for the relevant welding task. The user can individually determine every detail of the welding sequence from the ignition current to the

end crater program. It is the ideal control for professional users who leave nothing to chance for perfect results.

Welding sequence parameter – control down to the last detail

- Quick and easy setting of all parameters via coherent flow chart with LED user guidance, e.g. ignition and end crater current

Wire reserve display – warns of 10% residual quantity (optional)

- Eliminates unpleasant surprises and weld defects as a result of the wire suddenly running out

Wire return

- Makes reverse inching of the wire easier

Process change

- Quick switching between welding procedures

kW display – effective arc power

- For energy per unit length calculation

Selection

- Standard
- Pulse
- Positionweld


Unit change – always the right measure

- Optional display of values in national or international units (mm/inch)

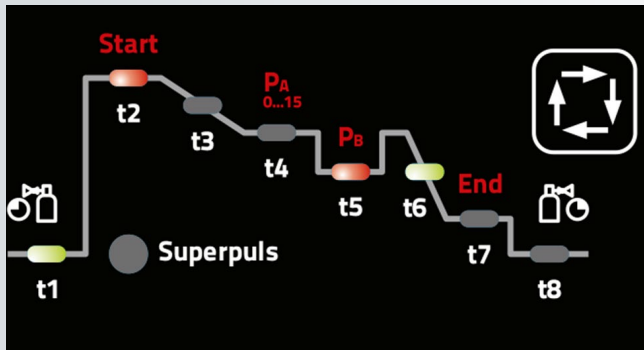
Click wheel operation – turn, press, finished

- Left click wheel for setting Synergic operating point (power, wire feed, material thickness)

- Right click wheel for setting arc length correction and arc dynamics

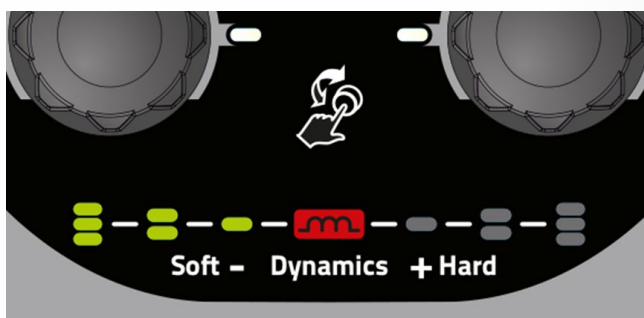


Welding task detail



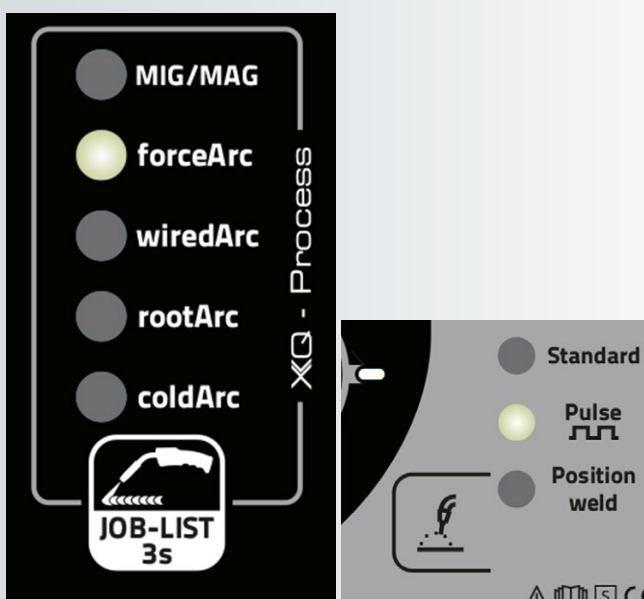
Welding sequence parameter – control down to the last detail

- Quick and easy setting of all parameters via coherent flow chart with LED user guidance
- Always appropriate welding power with adjustable start program and welding program (16 programs per JOB)
- Impeccable welding results thanks to
 - Reduced welding program for heat control during the welding
 - End crater program with specific slope time to prevent end crater cracks
- Gas pre- and post-flow time can be set at the beginning and end to counter seam errors



Arc dynamics – from soft to hard

- Allows excellent welding results by precise dosage of the arc from “soft” (wide seam, low penetration) to “hard” (hard arc, deeper penetration)
- Displays the selected dynamic level via LED bar



Quick switching between the MIG/MAG welding procedures – the right one for any welding task

- **forceArc XQ / forceArc puls XQ** – high-performance arc with deep penetration
- **wiredArc XQ / wiredArc puls XQ** – high-performance arc with penetration stabilisation through dynamic wire feeding
- **rootArc XQ / rootArc puls XQ** – for perfect root welding
- **coldArc XQ / coldArc puls XQ** – minimises heat for thin metal sheet welding
- **Positionweld** – for positional welding
- Pulsed XQ and standard XQ arc

Intelligent simplicity – switch on and start welding

LP-XQ control – self-explanatory operation

The LP-XQ control has set the best parameter for the required welding process from the ignition current to the end crater program ex works. This saves training time. The welder can start his work straightaway – simply set

the operating point via the click-wheel and off he goes. The control is recommended when changing welding personnel, e.g. on assembly jobs and construction sites.

Favourites list directly selectable

- Easy storage of parameters by holding the desired favourites button
- Easy access of stored parameters by pressing the respective favourites button again

Wire reserve display – warns of 10% residual quantity (optional)

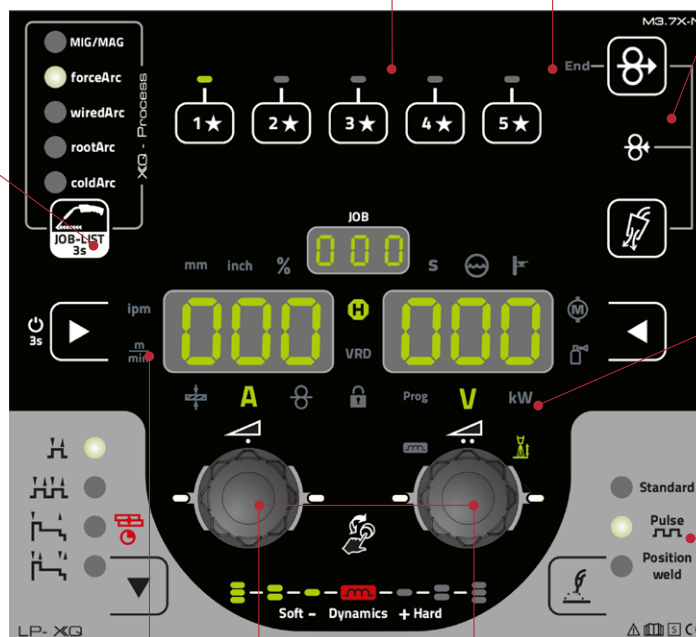
- Eliminates unpleasant surprises and weld defects as a result of the wire suddenly running out

Process change

- Quick switching between welding procedures

Wire return

- Makes reverse inching of the wire easier



kW display – effective arc power

- For energy per unit length calculation

Unit change – always the right measure

- Optional display of values in national or international units (mm/inch)

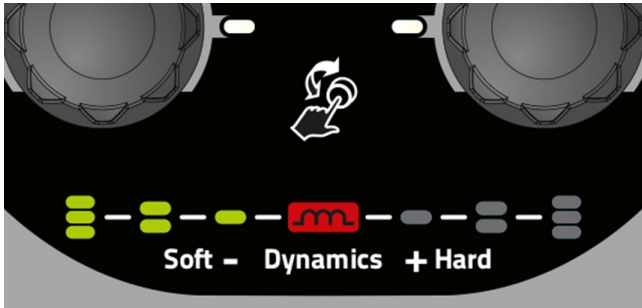
Selection

- Standard
- Pulse
- Positionweld

Click wheel operation – turn, press, finished

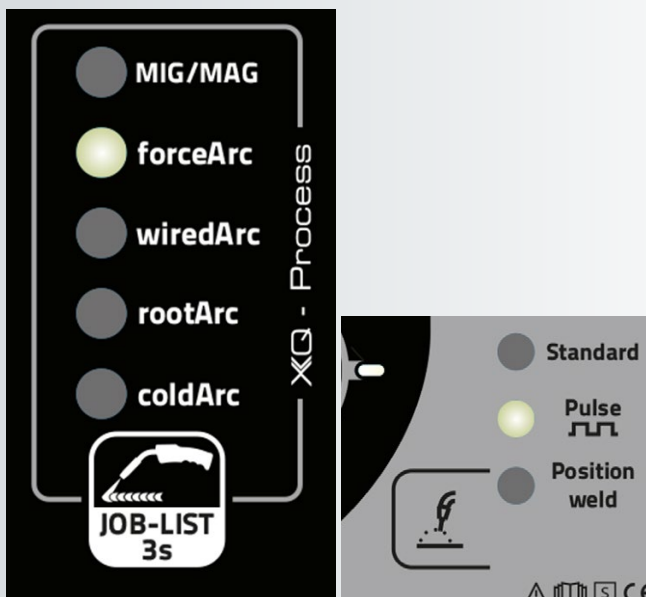
- Left click wheel for setting Synergic operating point (power, wire feed, material thickness)

- Right click wheel for setting arc length correction and arc dynamics



Arc dynamics – from soft to hard

- Allows excellent welding results by precise dosage of the arc from “soft” (wide seam, low penetration) to “hard” (hard arc, deeper penetration)
- Displays the selected dynamic level via LED bar



Quick switching between the MIG/MAG welding procedures – the right one for any welding task

- forceArc XQ / forceArc puls XQ – high-performance arc with deep penetration
- wiredArc XQ / wiredArc puls XQ – high-performance arc with penetration stabilisation through dynamic wire feeding
- rootArc XQ / rootArc puls XQ – for perfect root welding
- coldArc XQ / coldArc puls XQ – minimises heat for thin metal sheet welding
- Positionweld – for positional welding
- Pulsed XQ and standard XQ arc



Expert XQ 2.0 remote control – if more functions are needed

- Permits the use of all additional functions of the Expert XQ 2.0, if needed
- For all Expert XQ 2.0, LP-XQ and HP-XQ controls





Welding procedures – overview

	Page
Welding of non-alloy and low-alloy steel	
Root welding	▪ rootArc [®] XQ 36–37
Welding filler passes and cover passes	▪ forceArc puls [®] XQ 38–39
Welding fillet welds with deep penetration	▪ forceArc puls [®] XQ 40–41
Welding using 100% CO ₂	▪ coldArc [®] XQ/ rootArc [®] XQ 43
Welding non-alloy, low-alloy and high-alloy steel	
Welding full penetration fillet welds	▪ forceArc puls [®] XQ 44–45
Positional welding without using the "Christmas tree" technique	▪ Positionweld 46–47
Welding with consistent penetration and consistent power	▪ wiredArc XQ/ wiredArc puls XQ 42
Welding and brazing of non-alloy, low-alloy and high-alloy steel and galvanised sheet metal	
Welding and brazing thin sheet metal	▪ coldArc [®] XQ / coldArc [®] puls XQ 48–49
Welding of high-alloy steel	
Welding filler passes and cover passes	▪ forceArc puls [®] XQ 50–51
Welding of aluminium and aluminium alloys	
Welding of aluminium and aluminium alloys	▪ Pulsed arc XQ 52
Positional welding without using the "Christmas tree" technique	▪ Positionweld 53
Surfacing	
Cladding, hardfacing	54–55

Root welding of non-alloy and low-alloy steel

Your requirements

Our solution – rootArc® XQ

Inconsistent, changing air gap

- Perfect gap bridging

X-ray proof results

- Good root formation and secure sidewall fusion

Welding in various positions

- High arc force for root welding in all positions

Increased productivity

- Good welding speed and melt rate compared to TIG or MMA welding
- Low-spatter process

Straightforward handling

- Rapid digital control of the process, easy to guide and to control
- Uses standard welding torches without additional wire movement
- Welding even with long hose packages without additional voltage measuring leads thanks to RCC power module (Rapid Current Control)
- For manual and mechanised applications

No grinding of intermediate passes

- Flat, smooth weld surface and virtually spatter-free process for reduced finishing work

Flexibility in production

- EWM allin – one machine for welding all material thicknesses and using all processes

all in

All Root welding in PC position with an air gap and without weld pool backing




Weld preparation of root welds on pipes, 60° included angle with 3 mm air gap




Front view


PC Root welding in PC position with an air gap and without weld pool backing



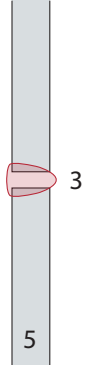
Front view




Root




Material thickness 5 mm
Air gap 3 mm



PC Root welding in PC position with an air gap and without weld pool backing




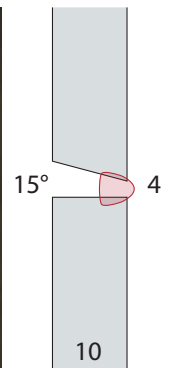
Front view



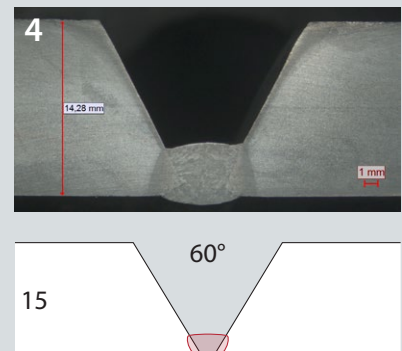
Root



Material thickness 10 mm, one-sided bevel 15 degrees, air gap 4 mm



Root



Pipe welding, wall thickness 15 mm, included angle 60°

Welding of filler passes and cover passes in non-alloy and low-alloy steel

Your requirements

Our solution – forceArc puls® XQ

Straightforward handling

- Easy to learn, even for inexperienced welders, thanks to rapid digital control of the process, virtually spatter free, reduced undercuts

Secure penetration

- Deep penetration for excellent root and sidewall fusion

Minimised distortion of the components

- Modified, heat-reduced, directionally stable pulsed arc

Improved economy

- Enables weld seam volumes to be reduced, potential for over 50% reduction of welding times in production, manual and automated

Reliable welding in poorly accessible areas

- Perfect welding even with very long stick-outs

Changeable, inconsistent air gap

- Excellent gap bridging even in high power ranges

Undercuts, seam appearance

- Excellent wetting of the material surface, smooth weld surface even on heavily oxidised or dirty sheet metal

Welding procedure qualification

- Qualified by welding procedure test (process no. 135) in accordance with DIN EN ISO 15614-1


Straightforward handling

- EWM allin – one machine for welding all material thicknesses and using all processes




Welding with reduced seam volumes has been tested and confirmed multiple times by independent institutes. EWM's forceArc® XQ and forceArc puls® XQ welding processes allow welding times to be reduced by up to 50% compared to standard spray arc processes. The reduced included angle saves resources without changing the mechanical and technological properties.

Standard spray arc



11 runs

forceArc® XQ



5 runs
50% shorter welding time

Unchanged mechanical/technological properties

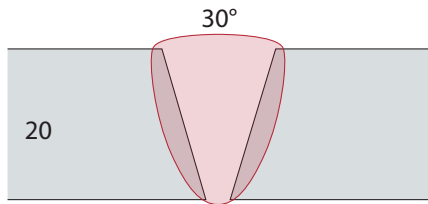
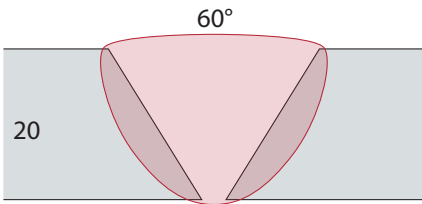

A complete technical report documenting all the advantages can be found online at the following link:

www.ewm-group.com/sl/professionalreport



forceArc puls[®] XQ

PA Root welding with a reduced included angle

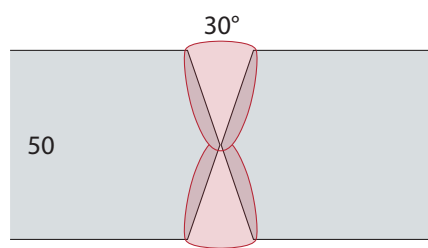
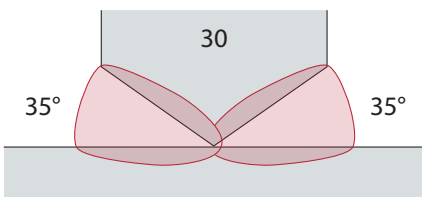
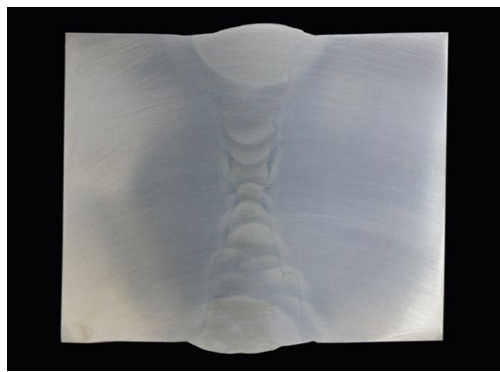



S355, 20 mm, included angle 60 °
8 runs, standard spray arc

S355, 20 mm, included angle 30 °
4 runs, forceArc puls[®]

PB Full penetration, T-joint welded on both sides

PA Full penetration, butt joint welded on both sides



S235, 30 mm, included angle 35 °
8 runs

S355, 50 mm, included angle 30 °
15 runs

Welding fillet welds with deep penetration on non-alloy and low-alloy steel

Your requirements

Our solution – forceArc puls® XQ

Improved economy

- Reduced number of welding passes for fillet welds

Secure penetration

- Deep penetration for excellent root and sidewall fusion

Minimised distortion of the components

- Modified, heat-reduced, directionally stable spray arc

Reliable welding in poorly accessible areas

- Perfect welding in narrow joints, even with very long stick-outs
- Rapid correction of alterations to stick-out lengths, reliable processing of stick-out lengths up to 40 mm

Reduced voltage in the fillet weld area

- Forces transferred to the interior of the component by deep penetration, seam volume reduced by large effective seam thickness in line with DIN EN ISO 17659:2005-09, reduced heat input into the component

Welding procedure qualification

- Qualified by welding procedure test (process no. 135), in line with DIN EN ISO 15614-1

Simple, safe handling

- Rapid digital control of the process, easy to learn and directly applicable regardless of torch angle

Flexibility in production

- EWM allin – one machine for welding all material thicknesses and using all processes



Energy savings



Reduced production time
(welding, finishing work)



Reduced material costs



Reduced welding fume emissions

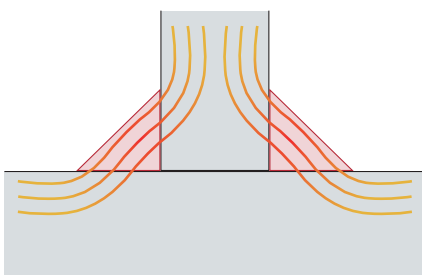
forceArc puls[®] XQ

Welding with deep penetration as per DIN EN 1090

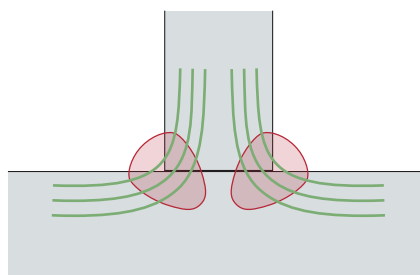
Use the full potential of your weld seam. By taking the effective seam thickness of fillet welds into account, the forceArc puls[®] process enables single-pass welds up to throat = 8 mm to be created as opposed to throat = 5 mm in processes without deep penetration.



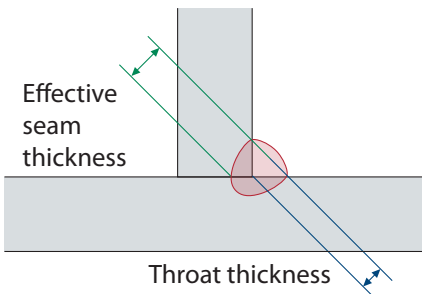
Additional information
www.ewm-group.com/sl/titanforcearc




Flow of force in standard fillet welds



Improved flow of force thanks to deep penetration




Definition of effective seam thickness as per DIN EN ISO 17659:2005-09

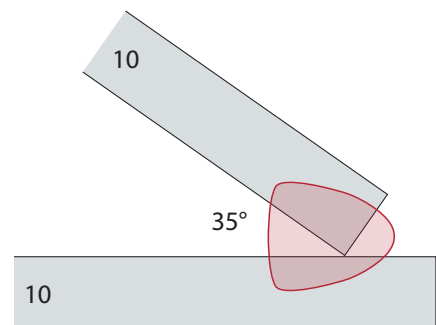


S355, 10 mm, effective seam thickness of 8 mm as per DIN EN ISO 17659:2005-09

All Welding with deep penetration and long stick-out



Web plate material thickness 10 mm, included angle 35°



Welding with consistent penetration and consistent power on non-alloy, low-alloy and high-alloy steel

wiredArc XQ / wiredArc puls XQ

Your requirements

Our solution – wiredArc XQ/wiredArc puls XQ

Secure penetration, root and sidewall fusion

- Welding process with consistently high penetration depth regardless of alterations to the stick-out

Reduced or no weld spatter

- Virtually spatter-free welding results thanks to rapid digital control of the welding process

Controlled heat input

- Digital process control supplies a consistent welding current
- The energy per unit length and heat input remain virtually consistent despite changes to the stick-out

Increased productivity

- Ability to reduce the seam's included angle and therefore the weld seam volume

Visually pleasing weld surface

- Flat, even weld surface and virtually spatter-free process for reduced finishing work

Straightforward handling

- Easy to learn and to control

Flexibility in production


- EWM allin – one machine for welding all material thicknesses and using all processes



12 mm stick-out

30 mm stick-out


Standard



Standard

Alteration of the stick-out causes the penetration depth to change in standard welding processes. In particular, welding with an increasing stick-out length can cause the weld root to be insufficiently fused (lack of fusion).

wiredArc XQ



wiredArc XQ

With EWM wiredArc XQ, the penetration remains consistent when the stick-out is altered. The innovative control keeps the welding current and the heat input virtually consistent.

Welding using 100% CO₂ on non-alloy and low-alloy steel

100% CO₂

Your requirements

Our solution – coldArc[®] XQ/rootArc[®] XQ/Standard

Minimised spatter similar to mixed gas

- Digital process control for low-spatter droplet transfer thanks to the RCC power module (Rapid Current Control)

Process stability

- Rapid process control thanks to the use of the latest microelectronics

Increased productivity

- Minimised weld spatter similar to mixed gas
- Welding even with long hose packages without additional voltage measuring leads thanks to RCC power module (Rapid Current Control)

Straightforward handling



- Easy to guide and control

Flexibility in production

- EWM allin – one machine for welding all material thicknesses and using all processes

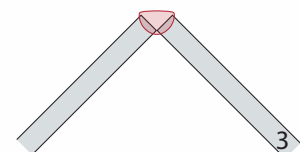



PC Root welding in PC position with an air gap and without weld pool backing



S355, material thickness 3 mm, using G3Si1 1.2 mm diameter at 100% CO₂

PA Root welding in PC position with an air gap and without weld pool backing



S355, material thickness 3 mm, using G3Si1 1.2 mm diameter at 100% CO₂

Welding full penetration fillet welds on non-alloy, low-alloy and high-alloy steel

Your requirements

Our solution – forceArc puls® XQ

Simple, safe handling

- Good gap bridging even in high power ranges, easy to learn and directly applicable
- Considerably reduced welding fume emissions compared to pulsed arc welding

Improved economy

- Secure full penetration even without an air gap, therefore good for fitting work
- Enables included angles to be reduced thereby reducing weld seam volumes, lowering the number of runs and significantly lowering costs

No gouging or grinding of the transverse root side

- Double-sided full penetration welds on butt joints or T-joints without grinding or gouging the transverse root side

Secure penetration

- Deep penetration for excellent root and sidewall fusion

Stable arc

- Good process stability when welding on the weld pool even at small included angles

Reliable welding in poorly accessible areas

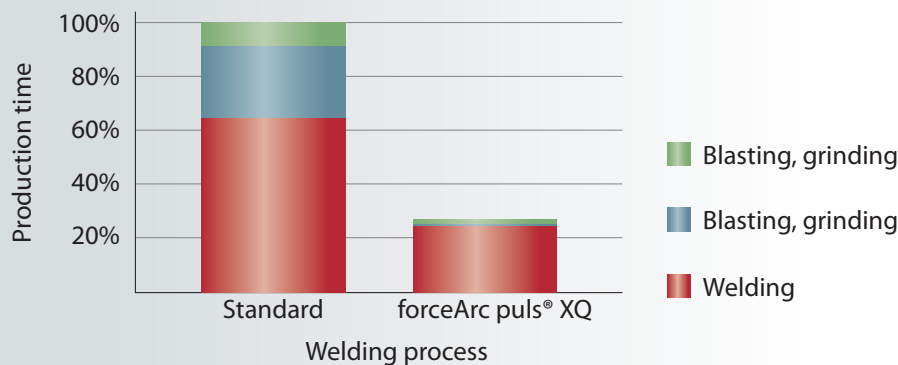
- Perfect welding, even with very long stick-outs
- Even in tight and narrow gaps with very long stick-outs
- Rapid correction of alterations to stick-out lengths, reliable processing of stick-out lengths up to 40 mm

Flexibility in production

- EWM allin – one machine for welding all material thicknesses and using all processes



Time saved by using forceArc puls® XQ in production

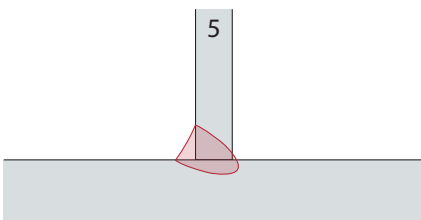



Additional information



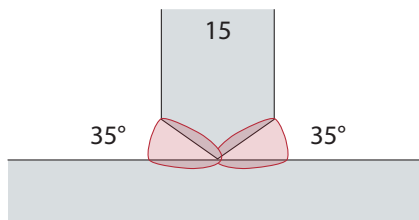
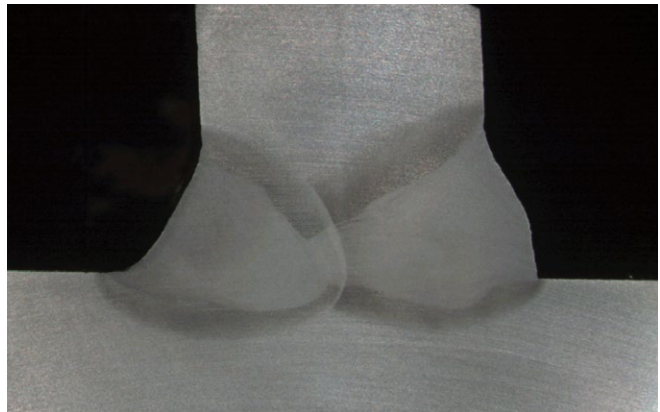
www.ewm-group.com/sl/savings

PB Fillet weld welded on one side



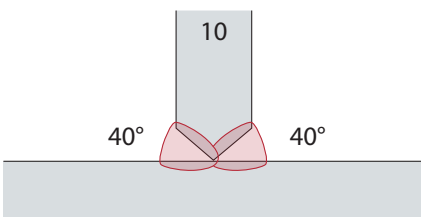
S355, 5 mm on 10 mm

PB Full penetration, welded on both sides



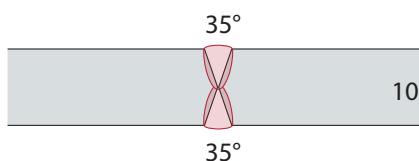

S355, 15 mm, included angle 35°

PB Full penetration, welded on both sides



1.4301, 10 mm, included angle 40°

PA Full penetration, welded on both sides



1.4301, 10 mm, double-sided full penetration on a butt joint with an included angle of 35°

Positional welding without using the “Christmas tree” technique on non-alloy, low-alloy and high-alloy steel

Your requirements

Our solution – Positionweld

Increased productivity

- High welding speeds compared to the traditional "Christmas tree" technique

Secure penetration, root and sidewall fusion

- Concentrated, digitally modified pulsed arc

Reduced or no weld spatter

- Virtually spatter-free welding results thanks to rapid digital control of the welding process

Controlled heat input

- Optimum, factory-configured switching between low and high welding power
- Heat-reduced process with low arc power and energy per unit length

Visually pleasing weld surface

- Flat, evenly spaced bead ripples and virtually spatter-free process for reduced finishing work

Straightforward handling

- Easy to set and easy to guide

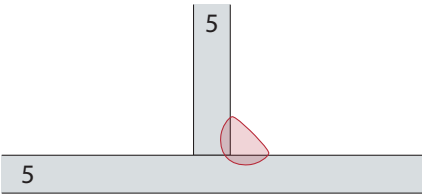

Flexibility in production

- EWM allin – one machine for welding all material thicknesses and using all processes



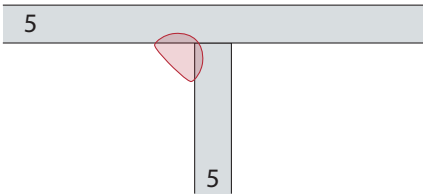

Positionweld

PF Vertical-up weld, straight torch guidance without using the "Christmas tree" technique



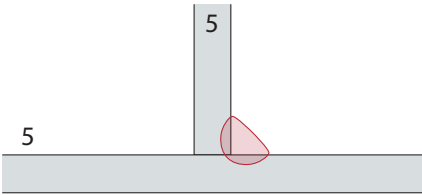

S355, material thickness 5 mm

PD Overhead welding, easy handling



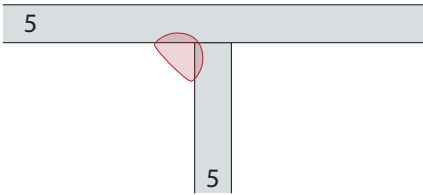

S355, material thickness 5 mm

PF Vertical-up weld, straight torch guidance without using the "Christmas tree" technique



1.4301 material thickness 5 mm

PD Overhead welding, easy handling



1.4301 material thickness 5 mm

Welding and brazing of thin sheet metal made from non-alloy, low-alloy, high-alloy steel and galvanised sheet metal

Your requirements

Our solution – coldArc® XQ/coldArc® puls XQ

Less distortion, minimal discolouration

- Lower heat input due to digital control of droplet transfer in short-circuit welding thanks to RCC power module (Rapid Current Control)

Visually pleasing, smooth weld surface, less or no weld spatter

- Flat, smooth weld surface and virtually spatter-free process, less discolouration and distortion reduces finishing work, excellent wetting of surfaces when brazing

Changeable, inconsistent air gap

- No sagging of the molten metal, secure sidewall fusion even with misaligned edges

Secure penetration

- Optimum process performance configuration, steady and stable welding process

Straightforward handling

- Rapid digital control of the process, easy to guide and control
- Welding even with long hose packages without additional voltage measuring leads thanks to RCC power module

Welding and brazing of coated (galvanised) sheet metal


- Minimal spatter formation, minimal impact on corrosion resistance

Flexibility in production


- EWM allin – one machine for welding all material thicknesses and using all processes




coldArc[®] XQ / coldArc[®] puls XQ




Welding unalloyed sheet metal




Welding high-alloy sheet metal




Welding galvanised sheet metal



Brazing galvanised sheet metal



Brazing high tensile sheet metal, e.g. Usibor[®]



Brazing high-alloy (CrNi) sheet metal

Filler pass and cover pass welding of high-alloy steel

Your requirements

Our solution – forceArc puls® XQ

Secure deep penetration

- Concentrated, digitally modified pulsed arc

Reduced or no weld spatter

- Virtually spatter-free welding results thanks to rapid digital control of the welding process
- Lower welding fume emissions compared to pulse arc welding

Minimal distortion

- Heat-reduced process with low arc power and energy per unit length reduced by up to 20% compared to pulsed arc

Increased productivity

- Ability to reduce the seam volume thanks to the smaller included angle in multipass welding
- Symmetrical fillet welds with maximum attainable seam thickness (throat thickness)
- Low interpass temperature/reduced non-productive time

Visually pleasing, smooth weld surface

- Flat, smooth weld surface and virtually spatter-free process for reduced finishing work, minimal discolouration

Straightforward handling

- Rapid digital control of the process, easy to guide and control
- Consistent weld surface from various torch positions

Flexibility in production

- EWM allin – one machine for welding all material thicknesses and using all processes



Your benefits

Up to 30% total cost savings

- Reduced costs for wages, welding consumables, shielding gas and power
- Reduced production time

Up to 15% lower heat input

- Less finishing work (straightening, sanding, cleaning) due to reduced distortion, discolouration and stress
- Minimised non-productive time due to shorter waiting times in multipass welding

Up to 20% greater throat thickness**

- Symmetrical seams due to deep, concentrated penetration with reliable root fusion

Virtually spatter free

- Minimised finishing work, even on panels with scaling or very dirty surfaces

forceArc puls[®] XQ



Front view: Lower heat input using forceArc puls[®] XQ, less surface oxidation resulting in a better finish





Back view: Low heat input using forceArc puls[®] XQ, less surface oxidation

Compared to pulsed arc welding, forceArc puls[®] XQ inputs up to 15% less heat in the upper power ranges. This results in less discolouration and less distortion in the component.

Your benefits

- Lower heat input
- Minimised energy per unit length
- Reduces distortion, discolouration and stress in the workpiece
- Less finishing work (straightening, sanding, cleaning)
- Less melting loss of alloy elements resulting in greater corrosion resistance



Process	forceArc puls [®] XQ	Pulse
Wire feed in m/min	13	13
Energy per unit length in kJ/mm	1.21 (-15%)	1.44
Weld speed in m/min	0.45	0.45
Throat thickness	5.7 (+15%)	4.8

For welding aluminium and aluminium alloys

Pulsed arc XQ

Your requirements

Our solution – pulsed arc XQ

Secure penetration, root and sidewall fusion

- Rapid and stable process control thanks to the use of the latest microprocessor technology

Visually pleasing weld surface

- Steady, stable droplet transfer, less smoke residue on surface
- Individual weld appearance thanks to freely adjustable superPuls function

Minimised spatter

- Wire feed reverse for spatter-free ignition

For welding any material thickness

- Reliable process starting from 1 mm

Straightforward handling

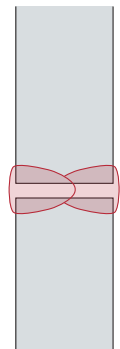
- Rapid digital control of the process, easy to guide and control

Flexibility in production

- EWM allin – one machine for welding all material thicknesses and using all processes



PC Welding on both sides of aluminium in shipbuilding



Welding of aluminium and aluminium alloys in positional welding without using the “Christmas tree” technique

Positionweld

Your requirements

Secure penetration, root and sidewall fusion

Controlled heat input

Increased productivity

Visually pleasing weld surface

Straightforward handling

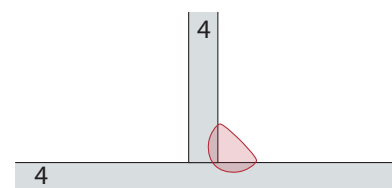


Flexibility in production

Our solution – Positionweld

- Concentrated, digitally controlled pulsed arc
- Optimum, factory configured switching between low and high welding power
- High welding speeds compared to the traditional weaving techniques
- Flat, evenly spaced bead ripples and virtually spatter-free process for reduced finishing work
- Rapid digital control of the process, easy to guide and to control
- EWM allin – one machine for welding all material thicknesses and using all processes

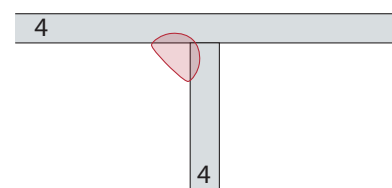

all in

PF Vertical-up welding, easy handling



AlMg5, material thickness 4 mm

PD Overhead welding, easy handling



AlMg5, material thickness 4 mm

Surfacing, cladding/hardfacing

Your requirements

Deposit with good corrosion resistance

Little material removal after welding

Stable arc


Straightforward handling

Flexibility in production

Our solution – cladding/hardfacing


- Low dilution due to optimum process configuration for surfacing
- Even deposit structure, minimal machining work
- High process stability thanks to digitally controlled arc, minimised spatter formation
- Easy to operate and set
- EWM allin – one machine for welding all material thicknesses and using all processes
- Surfacing processes at no extra cost for Co-based and Ni-based alloys and high-alloy CrNi alloys

all in




Cladding/hardfacing

PA Surfacing of finned tube walls



Corrosion-resistant surfacing of Alloy 625 Ni-based materials




PA MAG + hot wire surfacing for increased deposition rate



New process variant combines a MAG welding process supplemented with an additional hot wire.

- Up to 13.8 kg deposition rate for significantly increased productivity
- Minimal dilution
- Further improved properties of deposited layers
- Process easy to set up and configure
- Suitable for cladding and hardfacing



Additional information



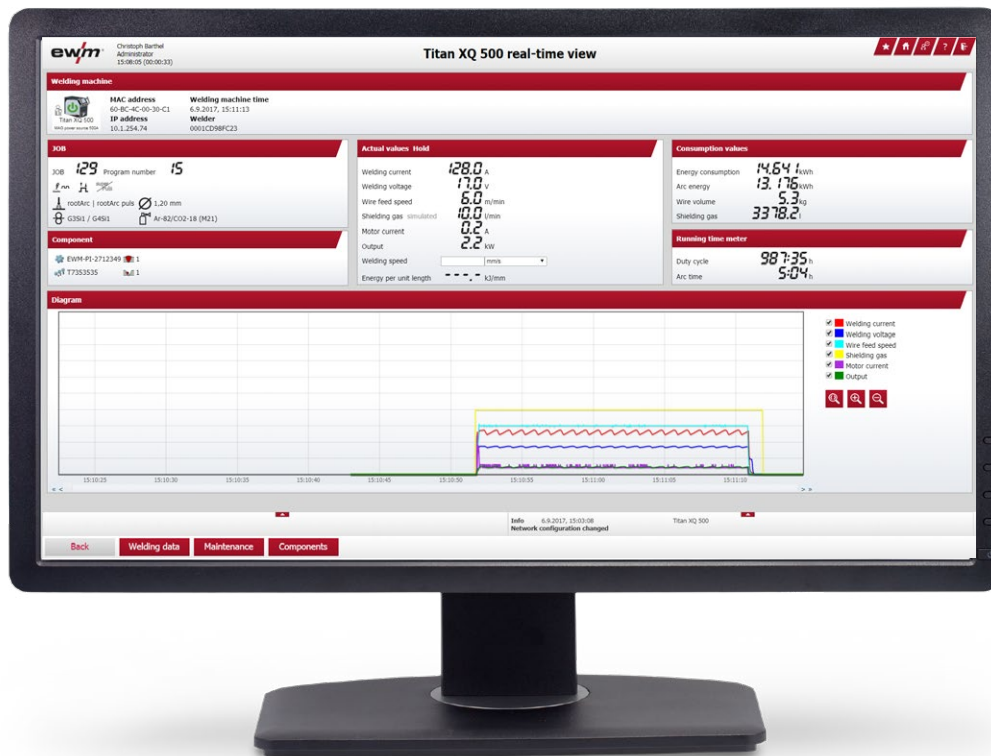
www.ewm-group.com/sl/cladding

Welding 4.0 – ewm Xnet 2.0 welding management system

The step towards more efficient and resource-saving

Intelligent and productivity-boosting networking of man and machine for an automatic flow of data in the production chain: Industry 4.0 is now becoming established in welding production thanks to the new and innovative ewm Xnet 2.0 Welding 4.0 welding management system. Future concepts such as the smart factory and digital transformation become reality with minimal effort. The advantages are obvious: improved networking of prod-

ucts and people increases efficiency and quality, reduces costs and at the same time saves resources. Intelligent monitoring and transparent processes from planning and production through to the final costing of weld seams ensure that you are always kept informed. ewm Xnet 2.0 provides welding companies of all sizes and types with the benefits of Industry 4.0. Bring the future into your company now – get in touch with us.



Network solutions

The compact solution

- Occasional recording, reviewing and analysing of welding data as well as monitoring of networked machines
- Ideal for smaller single-shift operations and small to medium-sized companies with up to approx. 15 networked machines

The standard solution

- Continuous recording, reviewing and analysing of welding data as well as monitoring of networked machines
- The standard solution for medium-sized and large companies with up to approx. 60 networked machines

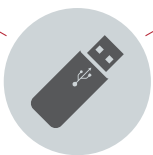
welding technology

ewm Xnet 2.0: Your benefits

- Recording of welding data
- Save, review and analyse at a central point
- Online monitoring – control and monitor the welding process for any number of welding machines from any number of PC workstations
- Online analysis, evaluation, reporting and documentation of logged welding parameters for each networked welding machine using different documentation and analysis tools
- Option of transferring to all welding machines in the network
- Convenient, easy-to-create graphic display layout showing equipment in the network, based on work facility floor plan; can be enlarged by zooming, navigation window and much more

ewm Xnet 2.0: The modules and components

- Basic Set – record, manage and transmit consumption values of welding data in real time
- Upgrade 1 – WPQX Manager – create, manage and assign welding procedure specifications to welders
- Upgrade 2 – Component management – manage components, create welding sequence plans, assign WPS
- Upgrade 3 – Project planning of complex welding tasks
- Xbutton – access rights and WPS allocation for the welder via the robust hardware key



OPC UA interface

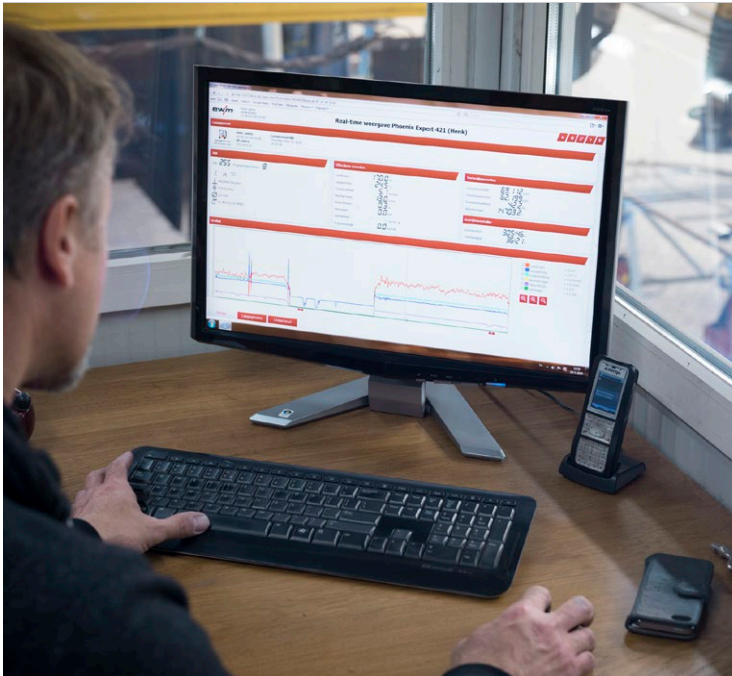
Standardised interfaces such as OPC UA enable users to export data from the EWM system to a standard format so that these data can be integrated into higher-level production management systems.

ewm Xnet 2.0 component management (module 3)

Step 1 –

Work preparation in ewm Xnet 2.0

- Create the component to be produced in ewm Xnet 2.0 during work preparation on PC in the office
- Create the component to be produced in the office on PC
- Create drawing file or import from CAD
- Determine seam sequence plan
- Assign WPS
- Print barcode, add the work order or attach directly to the component as a sticker
- Send component data to welding machine via LAN/WiFi
- The data is available offline in the machine e.g. for use on construction sites



Step 2 –

Scan the barcode on the component

- Welder scans the barcode on the component using a barcode scanner
- Component data is called up on the control:
 - Order numbers
 - Component numbers
 - Component group
 - Series numbers
 - Batch numbers
 - Welding sequence plan (e.g. seam 1, run 1, seam 1, run 2 etc.)
 - WPS (welding data for every run/seam)
 - Required welding qualification



Step 3 – Xbutton

- Welder identifies themselves for welding approval using the Xbutton on the welding machine



Step 4 –

Call up the beads and seams corresponding to the welding sequence plan using the PM welding torch and graphic display

- Welder begins working in line with the displayed seam sequence
- All welding parameters are set automatically for every individual run/seam by the machine
- After each run/seam, the welder confirms its completion by pressing a button on the PM welding torch with graphic display
- Two-part exit e.g. for tack-welding tasks using a button on the PM welding torch with graphic display
- Display with seams/runs


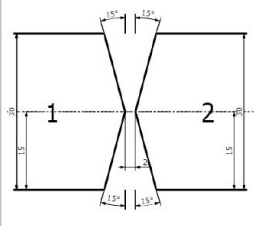
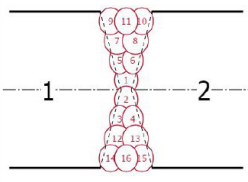


ewm Xnet 2.0 component management (module 3)

The aim is: To increase added value on weld seams.

From work preparation in the office to welding in production – ewm Xnet 2.0 component management makes a great job of networking. The software supports all parties involved during the entire work process up until the perfectly finished workpiece is produced. It ensures that errors cannot even arise or that they are promptly detected for rectification. In addition to high and reproducible weld seam quality, EWM component management can greatly

increase production efficiency. For instance, clear WPS assignment in the production plan eliminates non-productive time spent by welders searching for and setting the respective precisely suitable welding parameters.

ewm		Welding procedure specification (WPS)		WPS No	Rev.	Page 1 .. 1
				290		
Manufacturer	EWM AG	Joint	Butt joint			
Street	Herestr. 1	Weld seam details	One-sided without backing bar			
City	Town	Type of preparation and cleaning	Plasma			
WPQR No	01 202 644-V-220098-001-12	Working on the root pass	none			
Tester or test authority	<bsldto	Parent metal specification 1	S355 JR			
		Parent metal specification 2	S355 JR			
		Material thickness 1 [mm]	30			
		Material thickness 2 [mm]	30			
		Outer diameter [mm]	Ø			
		Welding position	PA			
		Component geometry	Plate/plate			
Weld preparation		Welding sequence				
						

Work preparation in ewm Xnet 2.0 – Step 1

- Accelerated, paperless data transfer and communication results in increased productivity
- Comprehensive work preparation including automatic setting of welding parameters for every run/seam results in higher production rates
- Elimination of error sources improves quality – the welding sequence plan defines the WPS for every individual run/seam



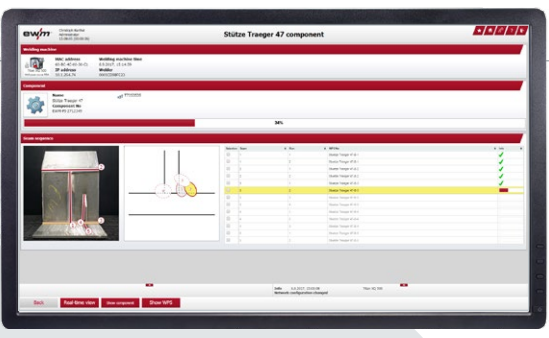
Barcode created from WPS



OPC UA interface

Standardised interfaces such as OPC UA enable users to export data from the EWM system to a standard format so that these data can be integrated into higher-level production management systems.


Optional screen directly at welding site shows welding sequence plan amongst other things




Barcode scanner
Scanning the component IDs – Step 2



Welding sequence – Step 4



PM welding torch with graphic display



Xbutton component/welder assignment – Step 3



QR code

Login from any mobile end device, smartphone or tablet etc. using Expert XQ 2.0



Overview of options



Wire feeder, rotatable



Turning mandrel extension nozzle




Holder for two wire feeders



Hose package holder*



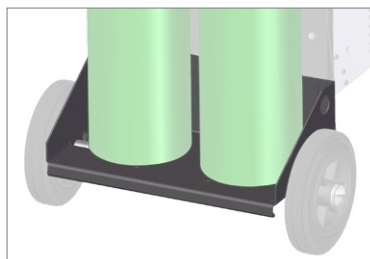
Ram protection



Dust filter for power source and cooling unit



Torch holder



Double cylinder holder

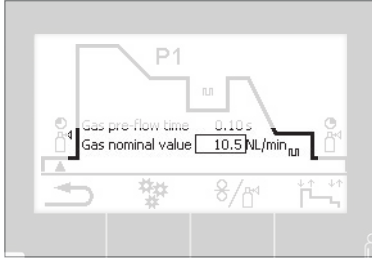


2nd wire feeder connection for Titan XQ compact



Lifting frame*





DGC – electronic gas flow control



WHS – wire spool heater



WRS – wire reserve sensor



Torch holder



Wheel kit



Rubber feet



Crane suspension



Heavy-duty kit (protective plate plus crane suspension)



Connection for drum feed

Meets the wishes of the welder

Titan XQ puls options



Rotatable wire feeder – a rounded affair

- Space for a Drive XQ wire feeder
- Increased working radius thanks to rotatability
- Wire feeder can be mounted and removed without tools



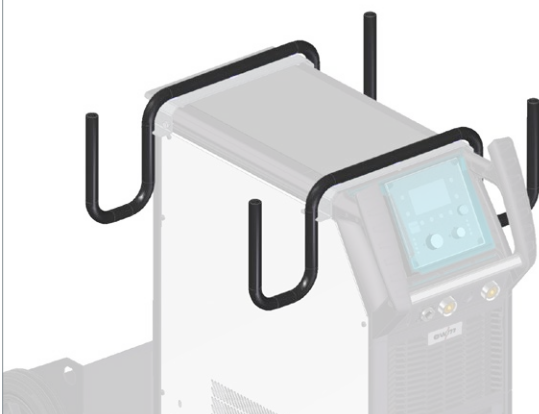
Turning mandrel extension nozzle – creates space for wheels

- Allows Drive XQ wire feeder with mounted wheel kit to be mounted onto the rotatable wire feeder option
- A few swift adjustments – the extension is simply inserted onto the mandrel of the rotatable wire feeder option and secured



Holder for two wire feeders – change welding tasks without set-up time

- Effortless switch between two different welding applications by means of two Drive XQ wire feeders on the machine
- Easier wire spool exchange – machines can be pulled apart




Hose package holder – also for long cables*

- Holder for holding long hose packages (up to 40 m), accessories and welding torch
- To be used together with the retrofit option rotatable wire feeder



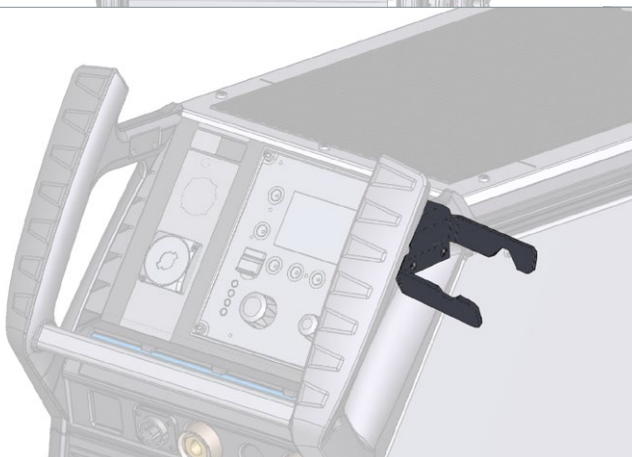
**Ram protection –
for daily workshop transportation**

- Protection system and connected plug to prevent damage from the front



**Dust filter welding machine and cooling unit –
dirt stays outside**

- Protects welding machine from external contamination
- Can be assembled and disassembled without tools for cleaning
- Captive fasteners
- Easy to clean



**Torch holder –
organisation is half the welding**

- Secure place protects against damage
- For MIG/MAG and TIG welding torches
- Can be simply screwed to the handle of the system
- Individual versions for right- and left-handed users



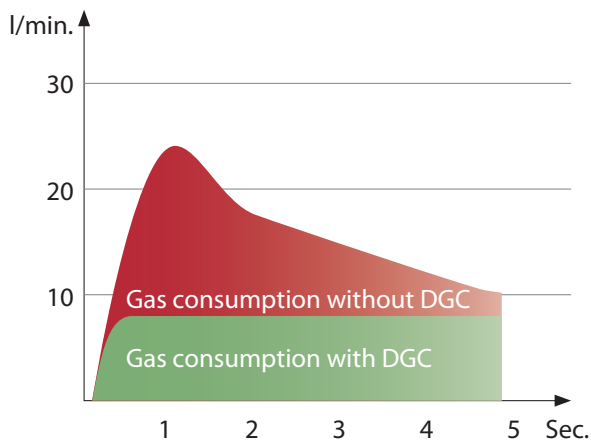
Double cylinder holder

- For operating with two wire feeders
- Welding with different shielding gases without long set-up times

Everything fits – because it's customisable Drive XQ wire feeder options



DGC – Gas savings during ignition



DGC – electronic gas flow control – save gas with ease and accuracy

- Prevents welding errors caused by too much or too little gas
- Efficiency through gas savings thanks to accurate settings
- Fully reproducible thanks to digital configuration and saving to the respective JOB (welding task)
- Constant gas flow rate thanks to electronic adjustment
- Digital nominal and actual value display of gas flow rate in l/min
- Extremely advantageous with long hose packages, e.g. for shipbuilding and steel construction
- No gas blast with turbulence when igniting the arc as electrical valve opens and closes gently



WHS – wire spool heater* – warm to seam quality

- Prevents moisture penetration into the weld pool by drying the welding wire by means of preheating
- Controlled temperature to 40 °C (adjustable)
- Ensures perfect welding results, especially with aluminium
- Reduced risk of hydrogen pores

*not available for Titan XQ puls C



WRS – wire reserve sensor – no surprises during welding

- Warns at 10% residual quantity of the wire spool
- Prevents seam error because wire is about to run out
- Reduces downtime thanks to early planning of the spool change



**Torch holder –
lets nothing get burned**

- For greater safety when working
- Extends torch service life
- Keeps work area organised



**Wheel kit –
for mobility**

- Maximum flexibility for Drive XQ
- Comfortable because mobile
- Large rolls (Ø125 mm) overcomes obstacles



**Rubber feet –
so that nothing starts to slip**

- To replace standard sliding rails




**Crane suspension –
floating made easy**

- For safe, easy transportation
- Maximum mobility even during suspension operations



Heavy-duty set (protective plate plus crane suspension) – when it comes to the crunch

- For optimal protection under tough deployment conditions
- For standing, vertical and suspension operation
- Temperature- and impact-resistant sliding protective plate
- Crane suspension for maximum mobility and easy, safe transport



Connection for drum feed – endless welding

- Drum-based feed boosts effectiveness
- Less need to change wire spools saves time



Connection socket on the wire feeder

- Connection capability for gouging torch and electrode holder for MMA welding
- Improved flexibility on the job



Flow meter for manual shielding gas flow setting

- Precise adjustment and examination directly on site
- Extremely advantageous with long hose packages, e.g. for shipbuilding and steel construction

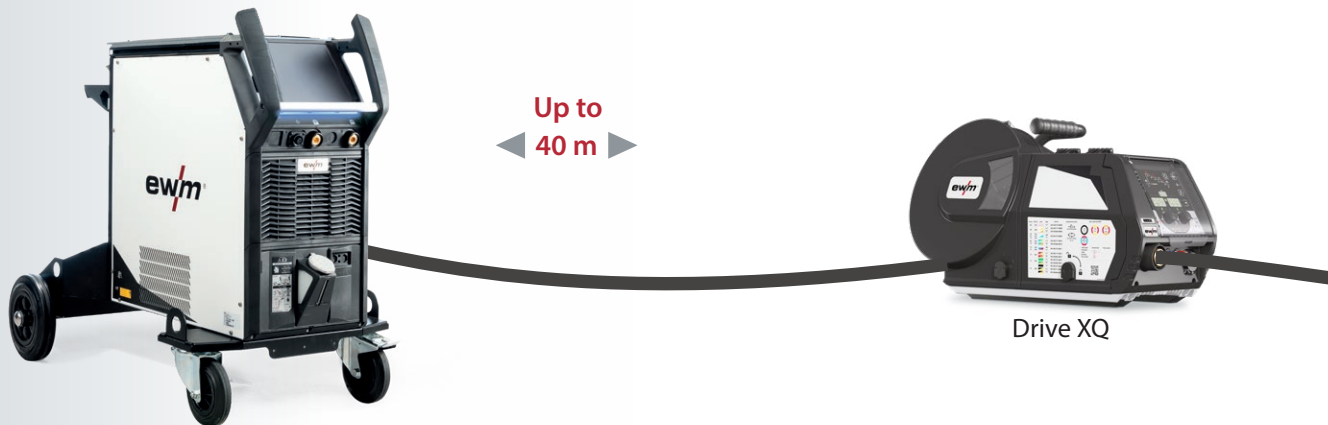
Titan accessories – User-oriented and useful.

R10 19-pin remote control

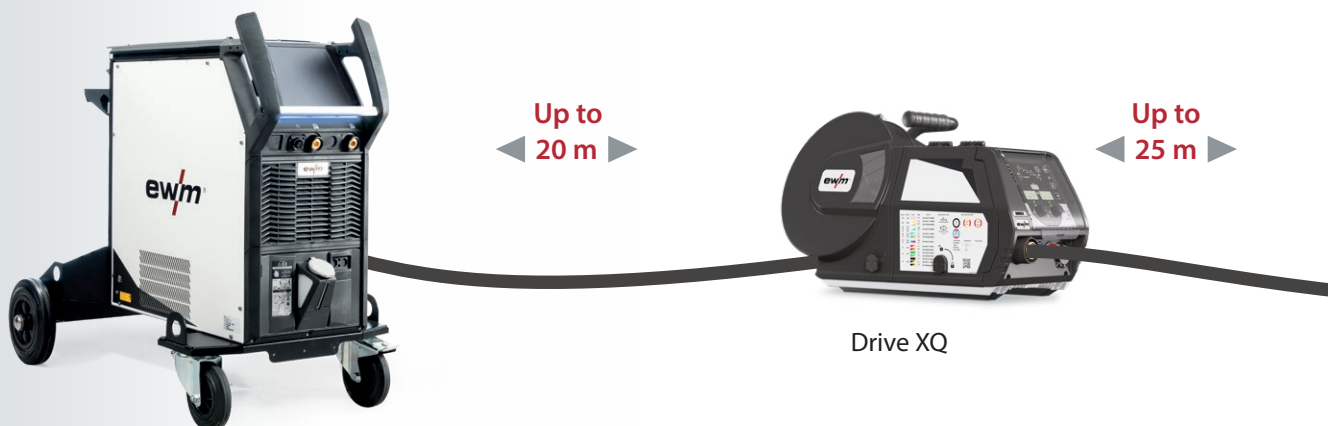
- Setting wire feed speed, voltage correction
- Robust metal casing with rubber feet, mounting bracket and mounting magnet, 19-pin connection socket
- Separate connection cable either 5 m, 10 m or 20 m



Push/pull welding torches – System overview



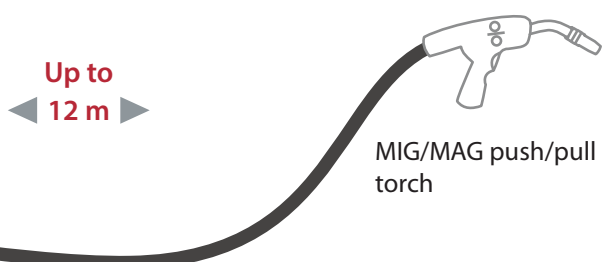
Intermediate drive – System overview





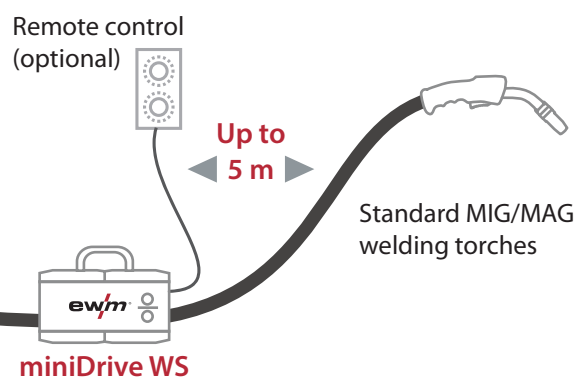
RC Expert XQ 2.0 remote control

- Setting and displaying all Titan XQ welding parameters
- Robust metal casing with mounting bracket and 3 mounting magnets
- Plastic cover
- 7-pin connector plug
- Optional connection cable 2 m, 5 m, 10 m or 20 m



Push/pull torch

- Reliable and consistent wire feeding for thin, soft wires such as aluminium, even with longer hose packages
- Set wire feed roll contact pressure precisely
- Ergonomic grip for fatigue-free work



miniDrive intermediate drive – Go where you want to

- Is your welding site confined and far away from the power source and is weight an impediment? Then the miniDrive is the solution.
- Robust and lightweight: Only 7.5 kg
- Rounded edges and plastic protectors for optimum protection
- Reliable wire feeding even over long distances

For further accessories visit
www.ewm-sales.com

Titan XQ puls – Multi-process MIG/MAG welding machine, Technical data



Technical data	Titan XQ 350 puls	Titan XQ 400 puls	Titan XQ 500 puls	Titan XQ 600 puls
Setting range for welding current	5 A–350 A	5 A–400 A	5 A–500 A	5 A–600 A
Setting range for welding voltage	10.2 V–34 V	10.2 V–36 V	10.2 V–40 V	10.2 V–44 V
Duty cycle welding current at ambient temperature 40 °C				
100%	350 A	370 A	470 A	470 A
80%	–	400 A	500 A	500 A
60%	–	–	–	550 A
40%	–	–	–	600 A
Mains voltage 50 Hz/60 Hz	3 x 400 V (–25% to +20%) to 3 x 500 V (–25% to +10%)			
Mains fuse (slow-blow)	3 x 20 A	3 x 25 A	3 x 32 A	3 x 32 A
Efficiency	88%			
cos φ	0.99			
Open circuit voltage at 3 x 400 V mains voltage	82 V			
Max. connected load	15.4 KVA	18.6 KVA	25.8 KVA	34.1 KVA
Recommended generator rating	20 KVA	25 KVA	35 KVA	45 KVA
Protection classification	IP 23			
EMC class	A			
Ambient temperature	–25 °C to 40 °C			
Machine cooling	Fan			
Torch cooling	Gas or water			
Coolant water tank	8 L			
Safety identification	S CE			
Standards	IEC 60974-1, -2, -10			
Dimensions L x H x W	1152 x 976 x 686 mm 45.3 x 38.4 x 27 inch			
Machine weight, gas-cooled	114 kg/251.32 lb			
Machine weight, water-cooled	128 kg/282.19 lb			

80% DC*

*Titan XQ 400/500 puls



Technical data

Drive XQ

Duty cycle welding current at ambient temperature 40 °C	
100% DC	470 A
40% DC	600 A
Wire feed speed	0.5 m/min. to 25 m/min.
Factory-installed roll equipment	Drive rolls Uni 1.0 to 1.2 mm (for steel wire)
Drive	4 rolls (37 mm)
Torch connector	Euro torch connector (ETC)
Readiness for use in manholes	Complete, 42 cm and larger (oval)
Wire spool diameter	Standardised wire spools of 200 to 300 mm
Protection classification	IP 23
EMC class	A
Ambient temperature	-25 °C to 40 °C
Safety signs	CE
Standards	IEC 60974-1, -5, -10
Dimensions L x H x W	660 x 380 x 280 mm 26 x 15 x 11 inch
Weight	13 kg 28.66 lb



Titan XQ puls – Multi-process MIG/MAG welding machine compact with integrated wire feed drive eFeed, Technical data



Technical data	Titan XQ 350 puls	Titan XQ 400 puls
Setting range for welding current	5 A - 350 A	5 A - 400 A
Setting range for welding voltage	14.3 V - 31.5 V	14.3 V - 34 V
Duty cycle welding current at ambient temperature 40 °C		
100%	350 A	320 A
80%	350 A	350 A
60%	–	400 A
40%	–	–
Mains voltage 50 Hz/60 Hz	3 x 400 V (-25 % to +20 %) 3 x 460 V (-25 % to +15 %) 3 x 500 V (-25 % to +10 %)	
Mains fuse (slow-blow)	3 x 20 A	
Efficiency	88 %	
cos φ	0.99	
Open circuit voltage at 3 x 400 V mains voltage	82 V	
Max. connected load	17.6 KVA	18.6 KVA
Recommended generator rating	25 KVA	
Protection classification	IP 23	
EMC class	A	
Ambient temperature	-25 °C to 40 °C	
Machine cooling	Fan	
Torch cooling	Gas or water	
Coolant water tank	8 L	
Safety identification	S / CE	
Standards	IEC 60974-1, -2, -10	
Dimensions L x H x W	1152 x 976 x 686 mm 45.3 x 38.4 x 27 inch	
Machine weight, gas-cooled	117 kg / 257.94 lb	
Machine weight, water-cooled	131 kg / 288.8 lb	
Wire feed speed	0.5 m/min to 25 m/min	
Factory-installed roll equipment	Drive rolls Uni 1.0 to 1.2 mm (for steel wire)	
Drive	4 rolls (37 mm)	
Torch connector	Euro torch connector	
Wire spool diameter	standardised wire spools of 200 to 300 mm	

80% DC*

HEADQUARTERS

EWM AG
Dr. Günter-Henle-Straße 8 | 56271 Mündersbach | Germany
Tel: +49 2680 181-0 | Fax: -244
www.ewm-group.com | info@ewm-group.com

TECHNOLOGY CENTRE

EWM AG
Forststraße 7-13 | 56271 Mündersbach | Germany
Tel: +49 2680 181-0 | Fax: -144
www.ewm-group.com | info@ewm-group.com

PRODUCTION, SALES AND SERVICE

EWM AG
Dr. Günter-Henle-Straße 8 | 56271 Mündersbach | Germany
Tel: +49 2680 181-0 | Fax: -244
www.ewm-group.com | info@ewm-group.com

EWM HIGHTEC WELDING s.r.o.
9. května 718 / 31 | 407 53 Jiříkov | Czech Republic
Tel: +420 412 358-551 | Fax: -504
www.ewm-jirikov.cz | info@ewm-jirikov.cz

EWM HIGH TECHNOLOGY (Kunshan) Ltd.
10 Yuanshan Road, Kunshan | New & Hi-tech Industry Development Zone
Kunshan City | Jiangsu | Post code 215300 | People's Republic of China
Tel: +86 512 57867-188 | Fax: -182
www.ewm.cn | info@ewm-group.cn

EWM-EUEN GmbH
Mechanisation and automation
Säntisstraße 81 | 12277 Berlin | Germany
Tel: +49 30 742-38 | Fax: -8013 | kontakt@h-euen.de

SALES AND SERVICE LOCATIONS GERMANY

EWM AG | Sales and Technology Centre Nossen
Gewerbstraße 8 | 01683 Nossen
Tel: +49 35242 6512-0 | Fax: -20
www.ewm-nossen.de | info@ewm-nossen.de

EWM AG | Sales and Technology Centre Rathenow
Grünauer Fenn 4 | 14712 Rathenow
Tel: +49 3385 49402-0 | Fax: -20
www.ewm-rathenow.de | info@ewm-rathenow.de

EWM AG | Sales and Technology Centre Wittstock
Ruppiner Straße 6 | 16909 Wittstock
Tel: +49 3394 40009-0 | Fax: -20
www.ewm-wittstock.de | info@ewm-wittstock.de

EWM AG | Sales and Technology Centre Göttingen
Rudolf-Winkel-Straße 7-9 | 37079 Göttingen
Tel: +49 551 3070713-0 | Fax: -20
www.ewm-goettingen.de | info@ewm-goettingen.de

EWM AG | Sales and Technology Centre Moers
Rheinlandstraße 6 | 47445 Moers
Tel: +49 2841-602376-0 | Fax: -6
www.ewm-moers.de | info@ewm-moers.de

EWM AG | Sales and Technology Centre Ibbenbüren
Gildestraße 23 | 49477 Ibbenbüren
Tel: +49 5451 93683-0 | Fax: -20
www.ewm-ibbenbueren.de | info@ewm-ibbenbueren.de

EWM AG | Sales and Technology Centre Pulheim
Dieselstraße 9b | 50259 Pulheim
Tel: +49 2238 46466-0 | Fax: -14
www.ewm-pulheim.de | info@ewm-pulheim.de

EWM AG | Sales and Technology Centre Koblenz
August-Horch-Strasse 13a | 56070 Koblenz
Tel: +49 261 963754-0 | Fax: -10
www.ewm-koblenz.de | info@ewm-koblenz.de

EWM AG | Sales and Technology Centre Siegen
Köhlerweg 29 | 57250 Netphen
Tel: +49 2738 69241-0 | Fax: -20
www.ewm-siegen.de | info@ewm-siegen.de

EWM AG | Sales and Technology Centre Stuttgart
Schelmenwasenstr. 23 | 70567 Stuttgart-Fasanenhof
Tel: +49 711 633 929-0 | Fax: -20
www.ewm-stuttgart.de | info@ewm-stuttgart.de

EWM AG | Sales and Technology Centre Singen
Hohenkräher Brühl 6 | 78259 Mühlhausen-Ehingen
Tel: +49 7733 5039-0 | Fax: -79
www.ewm-singen.de | info@ewm-singen.de

EWM AG | Sales and Technology Centre Munich
Gadastraße 18a | 85232 Bergkirchen
Tel: +49 8142 284584-0 | Fax: -9
www.ewm-muenchen.de | info@ewm-muenchen.de

EWM AG | Sales and Technology Centre Tettngang
Karlsdorfer Straße 43 | 88069 Tettngang
Tel: +49 7542 97998-0 | Fax: -29
www.ewm-tettngang.de | info@ewm-tettngang.de

EWM AG | Sales and Technology Centre Neu-Ulm
Heinkelstraße 8 | 89231 Neu-Ulm
Tel: +49 731 7047939-0 | Fax: -15
www.ewm-neu-ulm.de | info@ewm-neu-ulm.de

SALES AND SERVICE LOCATIONS INTERNATIONAL

China

EWM HIGH TECHNOLOGY (Kunshan) Ltd.
10 Yuanshan Road, Kunshan | New & Hi-tech Industry Development Zone
Kunshan City | Jiangsu | Post code 215300 | People's Republic of China
Tel: +86 512 57867-188 | Fax: -182
www.ewm.cn | info@ewm-group.cn

Austria

EWM HIGHTEC WELDING GmbH
Gewerbstraße 7 | 4653 Eberstallzell | Austria
Tel: +43 7241 28400-0 | Fax: -20
www.ewm-austria.at | info@ewm-austria.at

Great Britain

EWM HIGHTEC WELDING UK Ltd.
Unit 2B Coopies Way | Coopies Lane Industrial Estate
Morpeth | Northumberland | NE61 6JN | Great Britain
Tel: +44 1670-505875 | Fax: -514305
www.ewm-morpeth.co.uk | info@ewm-morpeth.co.uk

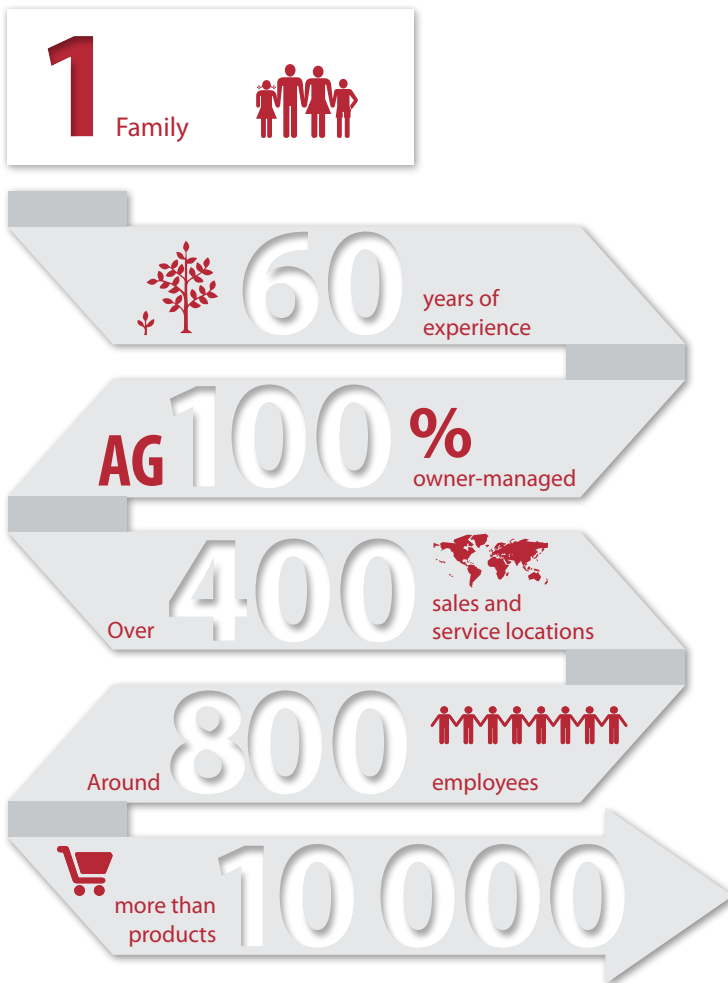
Czech Republic

EWM HIGHTEC WELDING s.r.o.
Sales and Service Centre Benesov u Prahy
Tyršova 2106 | 256 01 Benešov u Prahy | Czech Republic
Tel: +420 317 729-517 | Fax: -712
www.ewm-benesov.cz | info@ewm-benesov.cz

Poland

EWM Poland SP Z.O.O.
Gdańska 13A | 70-661 Stettin | Poland
Tel: +48 91 433 08 70
www.ewm-stettin.pl | info@ewm-stettin.pl

Would you like to find out more? Call us or send us an email! We're always happy to hear from you.
Tel.: +49 2680 181-0 | www.ewm-group.com



Quality from Germany

EWM AG is Germany's largest and one of the most important world-wide manufacturers of arc welding technology and a major driving force in welding technology.

The family-run company from Mündersbach has been living its motto "WE ARE WELDING" for over 60 years with forward-looking, well thought-out and sustainable complete solutions, designed with a large helping of passion for industrial clients, as well as skilled craft businesses.

1 Partner for all your welding technology needs ✓

EWM AG

Dr. Günter-Henle-Straße 8
D-56271 Mündersbach, Germany
Tel: +49 2680 181-0 | Fax: -244
www.ewm-group.com
www.ewm-sales.com
info@ewm-group.com

Come visit us!



The content of this document has been prepared and reviewed with all reasonable care. The information provided is subject to change; errors excepted.

Sales | Consultancy | Service