

RESINOID BOND ABRASIVE TOOLS



CONTENTS

page

Cut-off and smoothing wheels for hand portable grinders 10

Cut-off wheels for hand portable grinders with the electric or petrol engine 48

Cut-off wheels for stationary machines 52

Wheels for sharpening of the saws 58

Wheels for grinding by butt-ends 61

Polishing wheels 68

Grinding and snagging wheels 70

Tools for processing railway rails 89

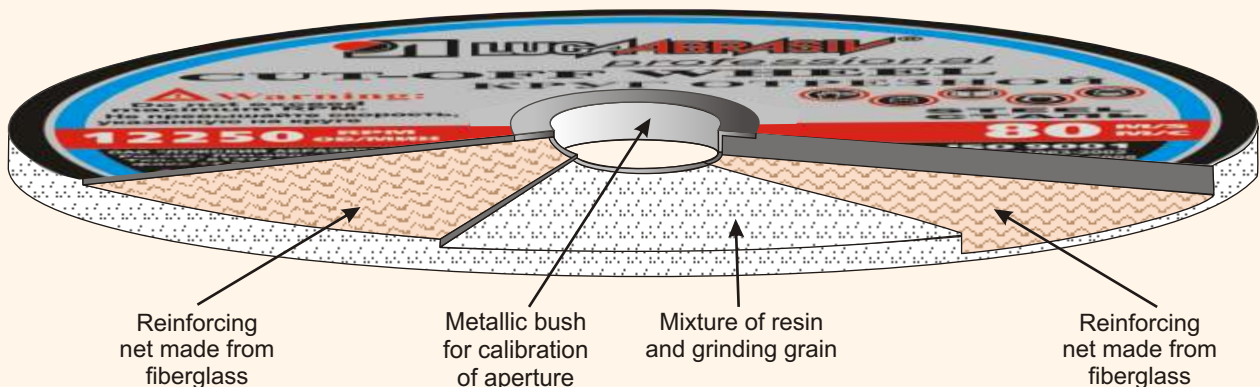
Grinding Segments 95

Grinding stones 101

ABRASIVE TOOLS NOTATIONS



CONSTRUCTION



RECOMMENDATIONS ON SECURE APPLICATION



Protective Gloves are required



Consider safety recommendations



Put on a respirator



Protection of eyes is required



Anti-noise Protection is required



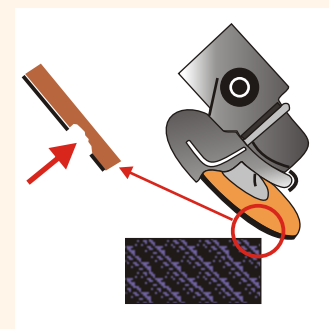
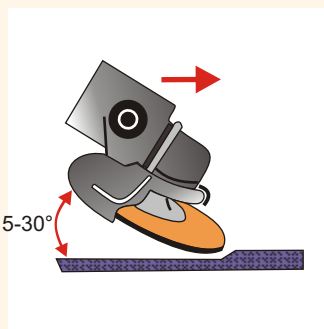
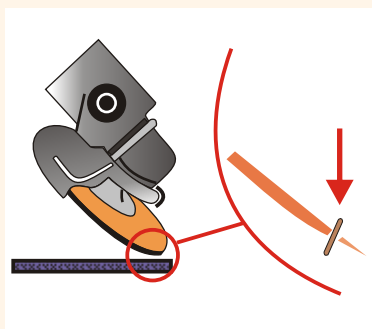
Is not permissible for end grinding



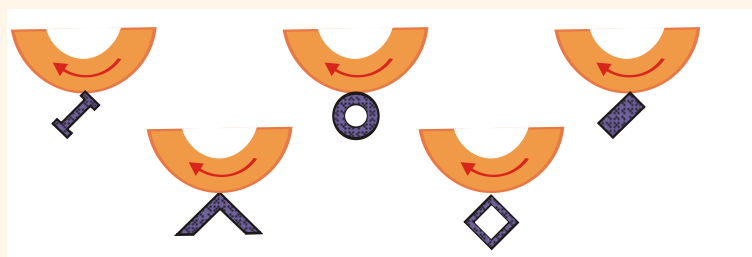
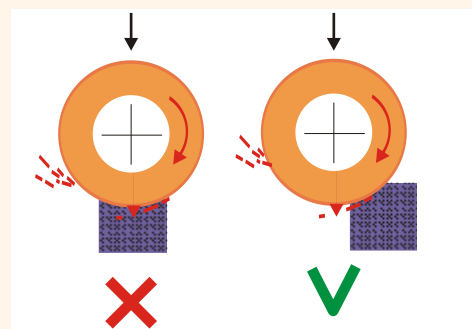
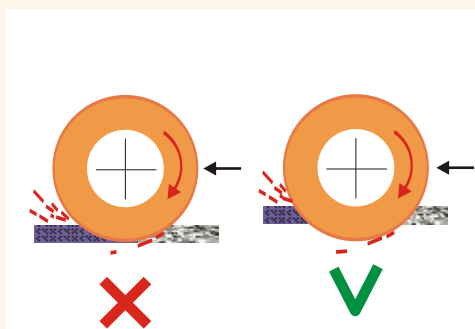
Is not permissible for cutoff and grinding with hand portable grinders



Is not permissible cutoff and grinding under water



With a purpose of uniform operation of grinding wheels it is recommended to change periodically an inclination of the manual machine and alternate processing sharp sites to polishing a plane



«THIN» CUT-OFF WHEELS

NEW SERIES

Our specialists have developed new series of wheels for professionals - "thin" cut-off wheels.

Wheels are produced according to new technology which provides uniform distribution of weight and reinforcing material in a wheel. It allows low disbalance, increased elasticity and flexibility of a wheel during the cutting of various profiled materials. The long-life of these wheels is at the same level as of the standard thicker wheels and in some cases even exceeds it.

We produce 4 types of «thin» cut-off wheels which are used for cutting of various materials:

New!

80m/s

Series of cut-off wheels	Field of application	
STEEL	constructional steel tool steel	
INOX	stainless (rust-resisting) steel acid-resisting and heat-resisting steel	
NON-FERROUS METALS	non-ferrous metals alloys on the basis of non-ferrous metals	
METAL + INOX	the universal wheels for cutting of all types of steel	

«Thin» cut-off wheels are used for cutting by manual grinding machines:

- tubes and profiles of any diameter;
- metal cores and wires;
- sheet metals;
- body of cars and so on.

Type 41

Diameter mm	Height mm	Mounting bore mm
115	0.8; 1.0; 1.2; 1.4; 1.6	22.23
125	0.8; 1.0; 1.2; 1.4; 1.6	22.23
150	1.0; 1.2; 1.4; 1.6; 1.8	22.23
180	1.4; 1.6; 1.8	22.23
230	1.6; 1.8; 2.0	22.23

The basic advantages of «thin» cut-off wheels:

- ideal for cutting the above-stated materials;
- the cutting with thin wheels saves the metal;
- the increased long-life of wheels due to the decrease of the used during the work efforts;
- 60% reduction of energy consumption;
- high productivity during the cutting;
- low temperature of the cut and its smoothness is provided by cutting the smaller quantity of the material;
- decrease in temperature of cutting reduce considerably the risk of structure changing of metals by "burning";
- save time for additional processing of material because by cutting wheels leave less burrs;
- reduction of transport expenses, warehouses, packing material;

FOR EXAMPLE:

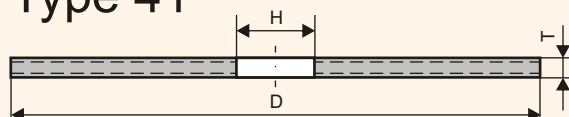
the size of a wheel	in a package	in a box	weight
_125x1.0x22.23	25 pcs	400 pcs	10.6 kg
125x2.5x22.23	50 pcs	200 pcs	13.5 kg

- reduce the amount of waste and the problem of its utilization accordingly.

CUT-OFF AND SMOOTHING WHEELS FOR HAND PORTABLE GRINDERS

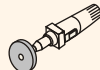
METAL+INOX

Type 41



Special structure of the wheels, which don't contain iron, sulphur and chlorine allows to avoid "cauterizations" of cut up and protected material and its soiling during the process of working.

For high-performance cutting the details and constructions made of different kinds of steels and high speed steels. Especially effective during cutting slender profile and sheet metal.



80m/s

D, mm	T, mm	H, mm	Characteristic	Working speed, RPM	Weight, kg	
50	1.0	6	A 54 S BF	30600	0.004	200
76	0.8	9.55	A 60 S BF	20110	0.007	200
76	1.0	9.55	A 54 S BF	20110	0.010	200
76	1.2	9.55	A 54 S BF	20110	0.012	200
76	1.4	9.55	A 40 S BF	20110	0.014	200
76	1.6	9.55	A 40 S BF	20110	0.016	200
76	1.8	9.55	A 40 S BF	20110	0.018	200
80	1.6	10	A 40 S BF	19100	0.017	200
100	0.8	9.55;16;20;22.23	A 60 S BF	15300	0.012	400
100	1.0	9.55;16;20;22.23	A 54 S BF	15300	0.017	400
100	1.2	9.55;16;20;22.23	A 54 S BF	15300	0.020	400
100	1.4	9.55;16;20;22.23	A 40 S BF	15300	0.023	400
100	1.6	9.55;16;20;22.23	A 40 S BF	15300	0.027	400
100	1.8	9.55;16;20;22.23	A 40 S BF	15300	0.031	200
115	0.8	16;22.23	A 60 S BF	13300	0.016	400
115	1.0	16;22.23	A 54 S BF	13300	0.022	400
115	1.2	16;22.23	A 54 S BF	13300	0.026	400
115	1.4	16;22.23	A 40 S BF	13300	0,030	400
115	1.6	16;22.23	A 40 S BF	13300	0.035	400
115	1.8	16;22.23	A 40 S BF	13300	0.039	200

Novelty!

Novelty!
Novelty!

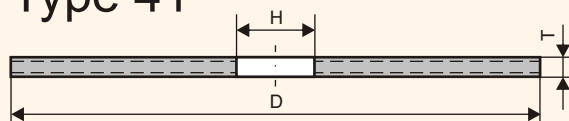
Novelty!

Novelty!

The plant receives the orders of wheels manufacturing with dimensions and characteristics not indicated in the given table.

METAL+INOX

Type 41



Special structure of the wheels, which don't contain iron, sulphur and chlorine allows to avoid "cauterizations" of cut up and protected material and its soiling during the process of working.

For high-performance cutting the details and constructions made of different kinds of steels and high speed steels. Especially effective during cutting slender profile and sheet metal.



80m/s

D, mm	T, mm	H, mm	Characteristic	Working speed, RPM	Weight, Kg	
125	0.8	22.23	A 60 S BF	12250	0.019	400
125	1.0	22.23	A 54 S BF	12250	0.026	400
125	1.2	22.23; 32	A 54 S BF	12250	0.030	400
125	1.4	22.23; 32	A 40 S BF	12250	0.036	400
125	1.6	22.23; 32	A 40 S BF	12250	0.041	400
125	1.8	22.23; 32	A 40 S BF	12250	0.047	200
150	1.0	22.23; 32	A 54 S BF	10200	0.037	200
150	1.2	22.23; 32	A 54 S BF	10200	0.045	200
150	1.4	22.23; 32	A 40 S BF	10200	0.054	200
150	1.6	22.23; 32	A 40 S BF	10200	0.060	200
150	1.8	22.23; 32	A 40 S BF	10200	0.068	200
180	1.4	22.23; 32	A 40 S BF	8500	0.077	200
180	1.6	16;22.23; 32	A 40 S BF	8500	0.087	150
180	1.8	16;22.23; 32	A 40 S BF	8500	0.098	150
200	1.6	22.23; 32	A 40 S BF	7650	0.108	100
200	1.8	22.23; 32	A 40 S BF	7650	0.122	100
230	1.6	22.23; 32	A 40 S BF	6650	0.143	100
230	1.8	22.23; 32	A 40 S BF	6650	0.161	100

Novelty!

Novelty!

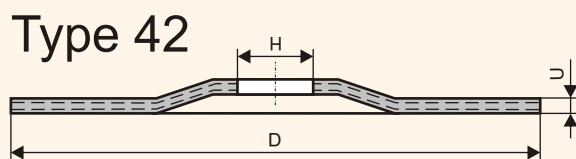
Novelty!

Novelty!

Novelty!

The plant receives the orders of wheels manufacturing with dimensions and characteristics not indicated in the given table.

METAL+INOX



Special structure of the wheels, which don't contain iron, sulphur and chlorine allows to avoid "cauterizations" of cut up and protected material and its soiling during the process of working.

For high-performance cutting the details and constructions made of different kinds of steels and high speed steels. Especially effective during cutting slender profile and sheet metal.



80m/s

D, mm	U, mm	H, mm	Characteristic	Working speed, RPM	Weight, Kg	
115	1.6	22.23	A 40 S BF	13300	0.035	400
115	1.8	22.23	A 40 S BF	13300	0.039	200
125	1.6	22.23	A 40 S BF	12250	0.041	400
125	1.8	22.23	A 40 S BF	12250	0.047	200

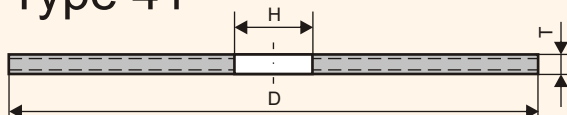
Novelty!
Novelty!

The plant receives the orders of wheels manufacturing with dimensions and characteristics not indicated in the given table.




STEEL

Type 41



For high-performance cutting the details and constructions made of different kinds of steels.



80m/s

D, mm	T, mm	H, mm	Characteristic	Working speed, RPM	Weight, kg	
50	2.0	10	A 36 S BF	30600	0.009	200
63	3.0	10	A 24 S BF	24300	0.020	300
70	3.0	8	A 24 S BF	21830	0.026	200
76	2.0	9.55	A 36 S BF	20100	0.020	100
76	2.3	9.55	A 30 S BF	20100	0.023	100
76	2.5	9.55	A 30 S BF	20100	0.025	100
76	3.0	9.55	A 24 S BF	20100	0.030	100
80	3.0	6	A 24 S BF	19100	0.033	100
80	3.2	10	A 24 S BF	19100	0.036	100
80	3.5	6	A 36 Q BF	19100	0.040	100
100	2.0	16; 22.23	A 36 S BF	15300	0.034	200
100	2.3	16; 22.23	A 30 S BF	15300	0.039	200
100	2.5	16; 22.23	A 30 S BF	15300	0.043	200
100	3.0	16; 22.23	A 24 S BF	15300	0.051	200
115	1.4	22.23	A 40 S BF	13300	0.030	400
115	1.6	22.23	A 40 S BF	13300	0.033	400
115	1.8	22.23	A 40 S BF	13300	0.039	200
115	1.9	22.23	A 36 S BF	13300	0.042	200
115	2.0	22.23	A 36 S BF	13300	0.044	200
115	2.3	22.23	A 30 S BF	13300	0.051	200
115	2.4	22.23	A 30 S BF	13300	0.053	200
115	2.5	22.23	A 30 S BF	13300	0.056	200
115	3.0	22.23	A 24 S BF	13300	0.067	200
115	4.0	22.23	A 24 S BF	13300	0.089	200
125	1.4	22.23; 32	A 40 S BF	12250	0.036	400
125	1.6	22.23; 32	A 40 S BF	12250	0.041	400
125	1.8	22.23; 32	A 40 S BF	12250	0.047	200
125	1.9	22.23; 32	A 36 S BF	12250	0.050	200
125	2.0	22.23; 32	A 36 S BF	12250	0.052	200
125	2.3	22.23; 32	A 30 S BF	12250	0.061	200
125	2.4	22.23; 32	A 30 S BF	12250	0.063	200
125	2.5	22.23; 32	A 30 S BF	12250	0.066	200
125	3.0	22.23; 32	A 24 S BF	12250	0.080	200
125	4.0	22.23; 32	A 24 S BF	12250	0.106	160

Novelty!

Novelty!
Novelty!

Novelty!
Novelty!
Novelty!
Novelty!

Novelty!

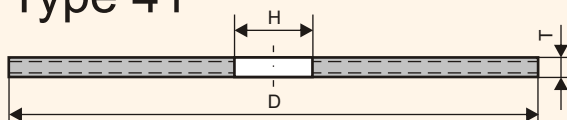
Novelty!
Novelty!
Novelty!

Novelty!

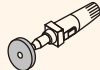
The plant receives the orders of wheels manufacturing with dimensions and characteristics not indicated in the given table.

STEEL

Type 41



For high-performance cutting the details and constructions made of different kinds of steels.



80m/s

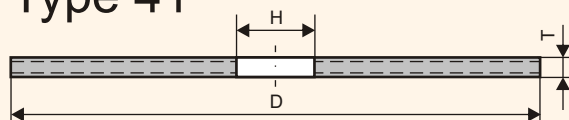
D, mm	T, mm	H, mm	Characteristic	Working speed, RPM	Weight, kg	
150	1.4	22.23; 32	A 40 S BF	10200	0.052	200
150	1.6	22.23; 32	A 40 S BF	10200	0.059	200
150	1.8	22.23; 32	A 40 S BF	10200	0.068	200
150	1.9	22.23; 32	A 36 S BF	10200	0.072	200
150	2.0	22.23; 32	A 36 S BF	10200	0.076	200
150	2.3	22.23; 32	A 30 S BF	10200	0.088	100
150	2.4	22.23; 32	A 30 S BF	10200	0.092	100
150	2.5	22.23; 32	A 30 S BF	10200	0.096	100
150	3.0	22.23; 32	A 24 S BF	10200	0.116	100
150	4.0	22.23; 32	A 24 S BF	10200	0.154	60
180	1.4	22.23; 32	A 40 S BF	8500	0.076	200
180	1.6	22.23; 32	A 40 S BF	8500	0.086	150
180	1.8	22.23; 32	A 40 S BF	8500	0.099	150
180	1.9	22.23; 32	A 36 S BF	8500	0.104	150
180	2.0	22.23; 32	A 36 S BF	8500	0.115	150
180	2.3	22.23; 32	A 30 S BF	8500	0.128	100
180	2.4	22.23; 32	A 30 S BF	8500	0.136	100
180	2.5	22.23; 32	A 30 S BF	8500	0.139	100
180	3.0	16; 22.23; 32	A 24 S BF	8500	0.168	50
180	4.0	22.23; 32	A 24 S BF	8500	0.224	60
200	1.6	22.23; 32	A 40 S BF	7650	0.105	100
200	1.8	22.23; 32	A 40 S BF	7650	0.122	100
200	1.9	22.23; 32	A 36 S BF	7650	0.129	50
200	2.0	22.23; 32	A 36 S BF	7650	0.140	50
200	2.3	22.23; 32	A 30 S BF	7650	0.159	50
200	2.4	22.23; 32	A 30 S BF	7650	0.166	50
200	2.5	22.23; 32	A 30 S BF	7650	0.172	50
200	3.0	22.23; 32	A 24 S BF	7650	0.208	50
200	3.2	22.23; 32	A 24 S BF	7650	0.219	50
200	4.0	22.23; 32	A 24 S BF	7650	0.277	40

Novelty!

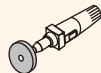
The plant receives the orders of wheels manufacturing with dimensions and characteristics not indicated in the given table.

STEEL

Type 41



For high-performance cutting the details and constructions made of different kinds of steels.



80m/s

D, mm	T, mm	H, mm	Characteristic	Working speed, RPM	Weight, kg	
230	1.6	22.23; 32	A 40 S BF	6650	0.151	100
230	1.8	22.23; 32	A 40 S BF	6650	0.162	100
230	1.9	22.23; 32	A 36 S BF	6650	0.172	50
230	2.0	22.23; 32	A 36 S BF	6650	0.181	50
230	2.3	22.23; 32	A 30 S BF	6650	0.210	50
230	2,4	22.23; 32	A 30 S BF	6650	0.216	50
230	2.5	22.23; 32	A 30 S BF	6650	0.229	50
230	3.0	22.23; 32	A 24 S BF	6650	0.276	50
230	3.2	22.23; 32	A 24 S BF	6650	0.294	50
230	3.5	22.23; 32	A 24 S BF	6650	0.322	50
230	4.0	22.23; 32	A 24 S BF	6650	0.368	40

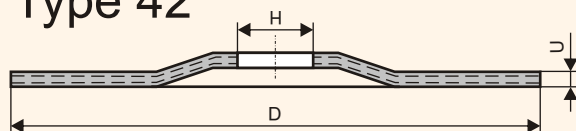
Novelty!
Novelty!
Novelty!
Novelty!

The plant receives the orders of wheels manufacturing with dimensions and characteristics not indicated in the given table.

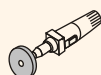


STEEL

Type 42



For high-performance cutting the details and constructions made of different kinds of steels.



80m/s

D, mm	U, mm	H, mm	Characteristic	Working speed, RPM	Weight, kg	
115	1.6	22.23	A 40 S BF	13300	0.035	400
115	1.8	22.23	A 40 S BF	13300	0.039	200
115	2.0	22.23	A 36 S BF	13300	0.044	200
115	2.3	22.23	A 30 S BF	13300	0.051	200
115	2.5	22.23	A 30 S BF	13300	0.056	200
115	3.0	22.23	A 24 S BF	13300	0.067	200
115	4.0	22.23	A 24 S BF	13300	0.089	120
125	1.6	22.23	A 40 S BF	12250	0.041	400
125	1.8	22.23	A 40 S BF	12250	0.047	200
125	2.0	22.23	A 36 S BF	12250	0.052	200
125	2.3	22.23	A 30 S BF	12250	0.061	200
125	2.5	22.23	A 30 S BF	12250	0.066	200
125	3.0	22.23	A 24 S BF	12250	0.080	200
125	4.0	22.23	A 24 S BF	12250	0.106	120
150	2.0	22.23	A 36 S BF	10200	0.076	200
150	2.3	22.23	A 30 S BF	10200	0.088	200
150	2.5	22.23	A 30 S BF	10200	0.096	100
150	3.0	22.23	A 24 S BF	10200	0.116	100
150	4.0	22.23	A 24 S BF	10200	0.154	60
180	2.3	22.23	A 30 S BF	8500	0.128	100
180	2.5	22.23	A 30 S BF	8500	0.139	100
180	3.0	22.23	A 24 S BF	8500	0.168	50
180	4.0	22.23	A 24 S BF	8500	0.224	60
200	2.3	22.23	A 30 S BF	7650	0.159	50
200	2.5	22.23	A 30 S BF	7650	0.172	50
200	3.0	22.23	A 24 S BF	7650	0.208	50
200	4.0	22.23	A 24 S BF	7650	0.277	40
230	2.3	22.23	A 30 S BF	6650	0.211	50
230	2.5	22.23	A 30 S BF	6650	0.229	50
230	3.0	22.23	A 24 S BF	6650	0.276	50
230	4.0	22.23	A 24 S BF	6650	0.368	40

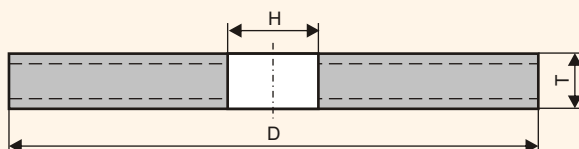
Novelty!
Novelty!

Novelty!
Novelty!

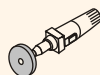
The plant receives the orders of wheels manufacturing with dimensions and characteristics not indicated in the given table.

STEEL

Type 1



For high-performance smoothing the details and constructions made of different kinds of steels, welded joints.



63m/s

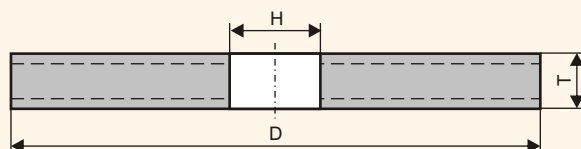
D, mm	T, mm	H, mm	Characteristic	Working speed, RPM	Weight, kg	
60	20	20	A 24 R BF	20060	0.039	50
63	20	20	A 24 R BF	19100	0.145	50
80	20	20	A 24 R BF	15100	0.244	20
100	20	20	A 24 R BF	12100	0.390	32
125	16	32	A 24 R BF	9650	0.468	32
125	20	32	A 24 R BF	9650	0.585	24
125	25	32	A 24 R BF	9650	0.732	16
150	16	32	A 24 R BF	8050	0.698	20
150	20	32	A 24 R BF	8050	0.873	16
150	25	32	A 24 R BF	8050	1.091	12

The plant receives the orders of wheels manufacturing with dimensions and characteristics not indicated in the given table.

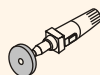


STEEL

Type 1



For high-performance smoothing the details and constructions made of different kinds of steels, welded joints.



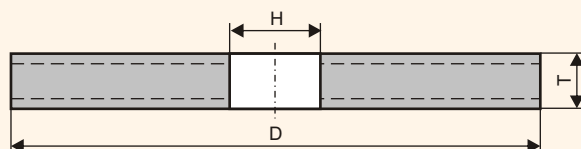
80m/s

D, mm	T, mm	H, mm	Characteristic	Working speed, RPM	Weight, kg	
60	6	10	A 24 R BF	25470	0.039	200
80	6	6; 8; 10	A 24 R BF	19100	0.070	60
80	8	10	A 24 Q BF	19100	0.093	40
100	6	16; 20; 22.23	A 24 R BF	15300	0.108	96
100	10	20	A 24 R BF	15300	0.178	64
115	5	22.23	A 24 R BF	13300	0.115	120
115	6	22.23	A 24 R BF	13300	0.141	80
115	6.3	22.23	A 24 R BF	13300	0.148	80
115	7	22.23; 32	A 24 R BF	13300	0.170	80
115	8	22.23; 32	A 24 R BF	13300	0.188	72
125	5	22.23; 32	A 24 R BF	12250	0.140	120
125	6	22.23; 32	A 24 R BF	12250	0.168	80
125	6.3	22.23; 32	A 24 R BF	12250	0.176	80
125	7	22.23; 32	A 24 R BF	12250	0.196	80
125	8	22.23; 32	A 24 R BF	12250	0.224	64
125	10	32	A 24 R BF	12250	0.270	64
150	5	22.23; 32	A 24 R BF	10200	0.204	60
150	6	22.23; 32	A 24 R BF	10200	0.244	40
150	6.3	22.23; 32	A 24 R BF	10200	0.256	40
150	7	22.23; 32	A 24 R BF	10200	0.295	40
150	8	22.23; 32	A 24 R BF	10200	0.326	40
150	10	22.23; 32	A 24 R BF	10200	0.407	32
150	12	22.23; 32	A 24 R BF	10200	0.479	28
180	5	22.23; 32	A 24 R BF	8500	0.293	60
180	6	22.23; 32	A 24 R BF	8500	0.354	40
180	6.3	22.23; 32	A 24 R BF	8500	0.372	40
180	7	22.23; 32	A 24 R BF	8500	0.417	30
180	8	22.23; 32	A 24 R BF	8500	0.472	30
180	10	22.23; 32	A 24 R BF	8500	0.590	26
200	5	22.23; 32	A 24 R BF	7650	0.303	20
200	6	22.23; 32	A 24 R BF	7650	0.439	20

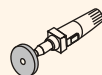

The plant receives the orders of wheels manufacturing with dimensions and characteristics not indicated in the given table.

STEEL

Type 1



For high-performance smoothing the details and constructions made of different kinds of steels, welded joints.



80m/s

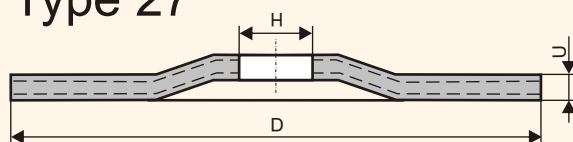
D, mm	T, mm	H, mm	Characteristic	Working speed, RPM	Weight, kg	
200	7	22.23; 32	A 24 R BF	7650	0.528	20
200	8	22.23; 32	A 24 R BF	7650	0.585	20
200	10	22.23; 32	A 24 R BF	7650	0.731	16
230	5	22.23; 32	A 24 R BF	6650	0.485	30
230	6	22.23; 32	A 24 R BF	6650	0.582	20
230	6.3	22.23; 32	A 24 R BF	6650	0.611	20
230	7	22.23; 32	A 24 R BF	6650	0.684	20
230	8	22.23; 32	A 24 R BF	6650	0.776	18
230	10	22.23; 32	A 24 R BF	6650	0.969	14
230	12	22.23; 32	A 24 R BF	6650	1.163	12

The plant receives the orders of wheels manufacturing with dimensions and characteristics not indicated in the given table.



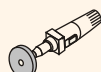
STEEL

Type 27



Novelty!

Used for power grinding of features and formations made of various types of steel, weld joints.



80m/s

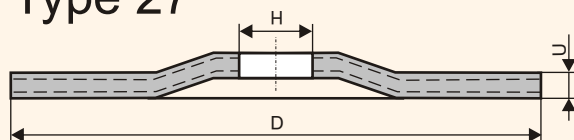
D, mm	U, mm	H, mm	Characteristic	Working speed, RPM	Weight, kg	
115	6	22.23	A/ZK 24 T BF	13300	0.145	80
115	7	22.23	A/ZK 24 T BF	13300	0.170	80
125	6	22.23	A/ZK 24 T BF	12250	0.173	80
125	7	22.23	A/ZK 24 T BF	12250	0.202	80
150	6	22.23	A/ZK 24 T BF	10200	0.251	40
150	7	22.23	A/ZK 24 T BF	10200	0.293	40
180	6	22.23	A/ZK 24 T BF	8500	0.364	40
180	7	22.23	A/ZK 24 T BF	8500	0.424	30
230	6	22.23	A/ZK 24 T BF	6650	0.598	20
230	7	22.23	A/ZK 24 T BF	6650	0.698	16

The plant receives the orders of wheels manufacturing with dimensions and characteristics not indicated in the given table.




STEEL

Type 27



For high-performance smoothing the details and constructions made of different kinds of steels, welded joints.



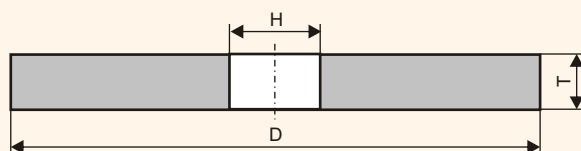
80m/s

D, mm	U, mm	H, mm	Characteristic	Working speed, RPM	Weight, kg	
100	4.8	16	A 24 R BF	15300	0.086	120
100	6	16	A 24 R BF	15300	0.108	80
115	5	22.23	A 24 R BF	13300	0.115	120
115	6	22.23	A 24 R BF	13300	0.141	80
115	6.5	22.23	A 24 R BF	13300	0.154	40
115	7	22.23	A 24 R BF	13300	0.170	80
115	8	22.23	A 24 R BF	13300	0.193	80
125	5	22.23	A 24 R BF	12250	0.140	120
125	6	22.23	A 24 R BF	12250	0.168	80
125	6.5	22.23	A 24 R BF	12250	0.190	80
125	7	22.23	A 24 R BF	12250	0.196	80
125	8	22.23	A 24 R BF	12250	0.224	64
125	10	22.23	A 24 R BF	12250	0.280	64
150	5	22.23	A 24 R BF	10200	0.204	60
150	6	22.23	A 24 R BF	10200	0.244	40
150	7	22.23	A 24 R BF	10200	0.295	40
150	8	22.23	A 24 R BF	10200	0.326	40
150	10	22.23	A 24 R BF	10200	0.407	32
180	5	22.23	A 24 R BF	8500	0.293	60
180	6	22.23	A 24 R BF	8500	0.354	40
180	7	22.23	A 24 R BF	8500	0.417	30
180	8	22.23	A 24 R BF	8500	0.472	30
180	10	22.23	A 24 R BF	8500	0.590	26
200	5	22.23	A 24 R BF	7650	0.303	30
200	6	22.23	A 24 R BF	7650	0.439	20
200	7	22.23	A 24 R BF	7650	0.528	14
200	8	22.23	A 24 R BF	7650	0.585	14
200	10	22.23	A 24 R BF	7650	0.731	10
230	5	22.23	A 24 R BF	6650	0.485	20
230	6	22.23	A 24 R BF	6650	0.582	20
230	7	22.23	A 24 R BF	6650	0.684	16
230	8	22.23	A 24 R BF	6650	0.776	16
230	10	22.23	A 24 R BF	6650	0.969	14

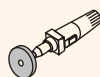
The plant receives the orders of wheels manufacturing with dimensions and characteristics not indicated in the given table.

STEEL

Type 1



For high-performance smoothing and snagging the details and constructions made of different kinds of steels.



40m/s

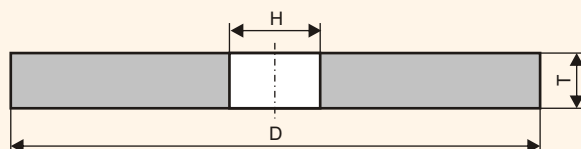
D, mm	T, mm	H, mm	Characteristic	Working speed, RPM	Weight, kg	
50	10	6	A 60 Q B	15300	0.045	200
50	25	20	A 24 Q B	15300	0.105	75
50	40	16	A 24 Q B	15300	0.180	32
60	20	20	A 40 P B	12730	0.117	50
63	10	20	A 60 O B	12150	0.066	100
63	20	20	A 30 Q B	12150	0.143	50
63	32	20	A 40 O B	12150	0.208	30
80	4	20	A 40 P B	9550	0.044	100
80	10	20	A 40 P B	9550	0.109	40
80	20	20	A 24 P B	9550	0.221	20
80	100	20	A 36 O B	9550	1.174	4
100	4	20	A 40 P B	7650	0.075	160
100	5	20	A 40 O B	7650	0.094	120
100	6	20	A 40 P B	7650	0.113	96
100	8	20	A 60 O B	7650	0.177	80
100	10	20	A 36 Q B	7650	0.188	64
100	13	20	A 60 P B	7650	0.248	48
100	13	20	A 36 O B	7650	0.244	48
100	20	20	A 30 Q B	7650	0.353	32
100	25	20	A 20 P B	7650	0.482	24
125	5	32	A 90 Q B	6150	0.137	120
125	6	12.7; 32	A 90 O B	6150	0.165	80
125	8	32	A 40 P B	6150	0.219	64
125	10	32	A 40 O B	6150	0.274	64
125	16	32	A 40 Q B	6150	0.425	32
125	20	32	A 24 Q B	6150	0.586	24
125	25	32	A 24 P B	6150	0.733	16
125	32	32	A 24 P B	6150	0.938	16
125	90	50	A 24 P B	6150	2.370	8

Novelty!

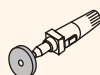
The plant receives the orders of wheels manufacturing with dimensions and characteristics not indicated in the given table.

STEEL

Type 1



For high-performance smoothing and snagging the details and constructions made of different kinds of steels.



40m/s

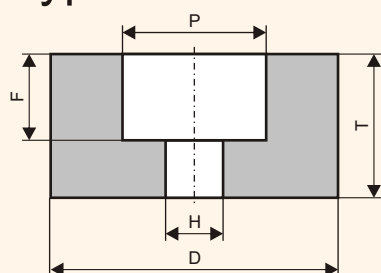
D, mm	T, mm	H, mm	Characteristic	Working speed, RPM	Weight, kg	
150	4	32	A 60 P B	5100	0.160	60
150	5	32	A 90 O B	5100	0.202	60
150	6	32	A 90 O B	5100	0.242	40
150	8	32	A 36 P B	5100	0.316	40
150	10	32	A 24 O B	5100	0.431	32
150	16	32	A 24 Q B	5100	0.690	20
150	20	32	A 24 Q B	5100	0.877	16
150	25	32	A 24 Q B	5100	1.096	12
150	32	32	A 20 Q B	5100	1.403	8
175	6	32	A 90 O B	4360	0.334	40
175	8	32	A 40 P B	4360	0.431	30
175	10	32	A 40 P B	4360	0.539	24
175	20	32	A 24 Q B	4360	1.118	12
175	25	32	A 24 P B	4360	1.485	10
175	32	32	A 30 P B	4360	1.843	8
200	6	32	A 90 P B	3850	0.439	20
200	8	32	A 40 P B	3850	0.568	20
200	10	32	A 40 O B	3850	0.710	16
200	13	32	A 40 P B	3850	0.923	12
200	16	32	A 40 P B	3850	1.135	10
200	20	32	A 24 Q B	3850	1.564	8
200	25	32	A 24 Q B	3850	1.955	6
200	32	32	A 24 P B	3850	2.503	4

Novelty!
Novelty!

The plant receives the orders of wheels manufacturing with dimensions and characteristics not indicated in the given table.

STEEL

Type 5



For high-performance smoothing out and snagging of details and constructions made of different kinds of steels.



32m/s

D, mm	T, mm	H, mm	P, mm	K, mm	Characteristic	Working speed, RPM	Weight, kg	
100	50	20	50	30	A 24 Q B	6150	0.818	16
125	50	32	65	30	A 24 Q B	4900	1.228	8
130	63	32	54	45	A 20 P B	4700	1.646	4

For high-performance cleaning up of details and constructions made of different kinds of steels.

32m/s

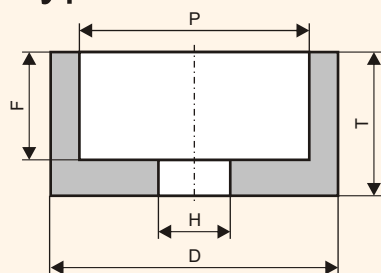
D, mm	T, mm	H, mm	P, mm	K, mm	Characteristic	Working speed, RPM	Weight, kg	
100	50	20	50	30	A 40 O B	6150	0.818	16
125	50	32	65	30	A 40 O B	4900	1.228	8
130	63	32	54	45	A 40 O B	4700	1.646	4

The plant receives the orders of wheels manufacturing with dimensions and characteristics not indicated in the given table.



STEEL

Type 6



For high-performance grinding and smoothing the details and constructions made of different kinds of steels.



32m/s

D, mm	T, mm	H, mm	P, mm	K, mm	Characteristic	Working speed, RPM	Weight, kg	
80	40	20	60	32	A 60 O B	7650	0.257	8
80	40	20	68	32	A 90 J B	7650	0.196	8
100	50	20	80	40	A 40 O B	6150	0.436	16
125	63	32	100	50	A 40 P B	4900	0.924	8
150	50	32	130	38	A 90 P B	4100	0.923	8
150	63	65	100	38	A 40 L B	4100	1.693	4
150	80	32	125	65	A 40 Q B	4100	1.510	4
180	100	25.4	120	75	WA 40 K B	3400	3.180	1
200	63	32	165	50	A 40 P B	3100	2.081	2
200	63	51	165	27	A 40 K B	3100	2.208	2
200	80	32	165	50	A 40 P B	3100	2.373	2
200	80	76	170	65	A 90 K B	3100	2.423	2
250	100	76	125	75	A 60 P B	2450	9.330	2
250	100	150	200	75	A 40 M B	2450	5.274	2

Novelty!

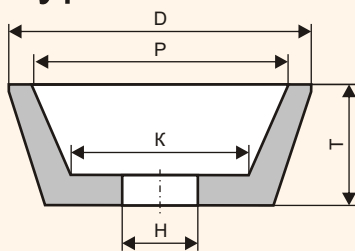
Novelty!

Novelty!

The plant receives the orders of wheels manufacturing with dimensions and characteristics not indicated in the given table.

STEEL

Type 11



For high-performance grinding and smoothing the details and constructions made of different kinds of steels.



32m/s

D, mm	T, mm	H, mm	P, mm	K, mm	Characteristic	Working speed, RPM	Weight, kg	
80	32	20	65	45	A 40 N B	7650	0.157	12
100	40	20	84	60	A 36 O B	6150	0.304	16
125	50	22.23; 32	88	56	A 24 Q B	4900	0.868	12
125	50	32	100	70	A 36 P B	4900	0.634	12
150	50	32	130	97	A 40 O B	4100	0.797	12

40m/s

D, mm	T, mm	H, mm	P, mm	K, mm	Characteristic	Working speed, RPM	Weight, kg	
125	50	M14	75	56	A 24 Q B	6150	1.019	12

45m/s

D, mm	T, mm	H, mm	P, mm	K, mm	Characteristic	Working speed, RPM	Weight, kg	
110	55	22.23	70	48	A 20 Q B	7810	0.798	12

50m/s

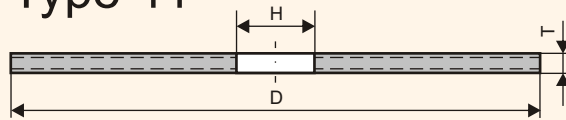
D, mm	T, mm	H, mm	P, mm	K, mm	Characteristic	Working speed, RPM	Weight, kg	
110	55	22.23	70	48	A 24 Q B	8680	0.798	12
125	50	M14	75	56	A 24 Q B	7650	1.070	12
125	50	22.23; 32	80	56	A 24 Q B	7650	0.856	12
125	50	32	100	70	A 24 Q B	7650	0.634	12
150	50	32	130	97	A 24 Q B	6400	0,817	12

Novelty!
Novelty!
Novelty!
Novelty!

The plant receives the orders of wheels manufacturing with dimensions and characteristics not indicated in the given table.

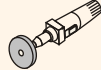
INOX

Type 41



Special structure of the wheels INOX, which don't contain iron, sulphur and chlorine allows to avoid "cauterizations" of cut up and protected material and its soiling during the process of working.

For high-performance cutting the details and constructions of noble inoxes.



80m/s

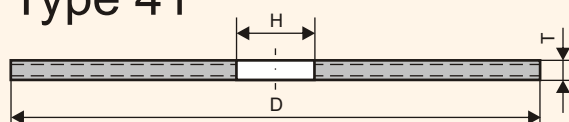
Novelty!

D, mm	T, mm	H, mm	Characteristic	Working speed, RPM	Weight, kg	
50	1.0	6	WA 54 S BF	30600	0.004	200
76	1.0	9.55	WA 54 S BF	20110	0.009	200
80	1.6	10	WA 40 S BF	19100	0.016	200
100	3.0	22.23	A 24 S BF	15300	0.051	200
105	1.0	16	WA 54 S BF	14560	0.017	400
105	1.2	16	WA 54 S BF	14560	0.021	400
115	1.0	16; 22.23	WA 54 S BF	13300	0.021	400
115	1.2	16; 22.23	WA 54 S BF	13300	0.025	400
115	1.4	16; 22.23	WA 40 S BF	13300	0.030	400
115	1.6	16; 22.23	WA 40 S BF	13300	0.033	400
115	1.8	16; 22.23	WA 40 S BF	13300	0.039	200
115	2.0	22.23	A 36 S BF	13300	0.042	200
115	2.3	22.23	A 30 S BF	13300	0.049	200
115	2.5	22.23	A 30 S BF	13300	0.054	200
115	3.0	22.23	A 24 S BF	13300	0.066	200
125	1.0	16; 22.23; 32	WA 54 S BF	12250	0.025	400
125	1.2	16; 22.23; 32	WA 54 S BF	12250	0.029	400
125	1.4	16; 22.23; 32	WA 40 S BF	12250	0.036	400
125	1.6	16; 22.23; 32	WA 40 S BF	12250	0.039	400
125	1.8	16; 22.23; 32	WA 40 S BF	12250	0.046	200
125	2.0	22.23; 32	A 36 S BF	12250	0.050	200
125	2.3	22.23; 32	A 30 S BF	12250	0.059	200
125	2.5	22.23; 32	A 30 S BF	12250	0.064	200
125	3.0	22.23; 32	A 24 S BF	12250	0.078	200
125	4.0	22.23; 32	A 24 S BF	12250	0.104	160
150	1.0	22.23; 32	WA 54 S BF	10200	0.036	200
150	1.2	22.23; 32	WA 54 S BF	10200	0.043	200
150	1.4	22.23; 32	WA 40 S BF	10200	0.052	200

The plant receives the orders of wheels manufacturing with dimensions and characteristics not indicated in the given table.


INOX

Type 41



Special structure of the wheels INOX, which don't contain iron, sulphur and chlorine allows to avoid "cauterizations" of cut up and protected material and its soiling during the process of working.

For high-performance cutting the details and constructions of noble inoxes.



80m/s

Novelty!

D, mm	T, mm	H, mm	Characteristic	Working speed, RPM	Weight, kg	
150	1.6	22.23; 32	WA 40 S BF	10200	0.057	200
150	1.8	22.23; 32	WA 40 S BF	10200	0.067	200
150	2.0	22.23; 32	A 36 S BF	10200	0.072	200
150	2.3	22.23; 32	A 30 S BF	10200	0.085	100
150	2.5	22.23; 32	A 30 S BF	10200	0.093	100
150	3.0	22.23; 32	A 24 S BF	10200	0.144	100
150	4.0	22.23; 32	A 24 S BF	10200	0.152	60
180	1.4	22.23; 32	WA 40 S BF	8500	0.075	200
180	1.6	22.23; 32	WA 40 S BF	8500	0.083	150
180	1.8	22.23; 32	WA 40 S BF	8500	0.097	150
180	2.0	22.23; 32	A 36 S BF	8500	0.105	150
180	2.3	22.23; 32	A 30 S BF	8500	0.124	100
180	2.5	22.23; 32	A 30 S BF	8500	0.134	100
180	3.0	22.23; 32	A 24 S BF	8500	0.165	50
180	4.0	22.23; 32	A 24 S BF	8500	0.220	60
200	1.6	22.23; 32	WA 40 S BF	7650	0.103	100
200	1.8	22.23; 32	WA 40 S BF	7650	0.120	100
200	2.0	22.23; 32	A 36 S BF	7650	0.129	50
200	2.3	22.23; 32	A 30 S BF	7650	0.153	50
200	2.5	22.23; 32	A 30 S BF	7650	0.166	50
200	3.0	22.23; 32	A 24 S BF	7650	0.305	50
230	1.6	22.23; 32	WA 40 S BF	6650	0.136	100
230	1.8	22.23; 32	WA 40 S BF	6650	0.159	100
230	2.0	22.23; 32	A 36 S BF	6650	0.174	50
230	2.3	22.23; 32	A 30 S BF	6650	0.203	50
230	2.5	22.23; 32	A 30 S BF	6650	0.221	50
230	3.0	22.23; 32	A 24 S BF	6650	0.271	50
230	4.0	22.23; 32	A 24 S BF	6650	0.362	40

Novelty!

Novelty!

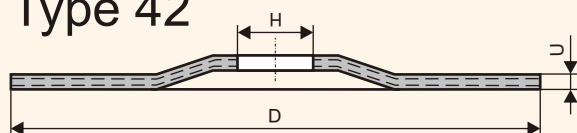
Novelty!

Novelty!

The plant receives the orders of wheels manufacturing with dimensions and characteristics not indicated in the given table.


INOX

Type 42



Special structure of the wheels INOX, which don't contain iron, sulphur and chlorine allows to avoid "cauterizations" of cut up and protected material and its soiling during the process of working.

For high-performance cutting the details and constructions of noble inoxes.



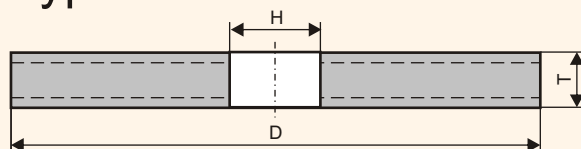
80m/s

D, mm	U, mm	H, mm	Characteristic	Working speed, RPM	Weight, kg	
115	2.0	22.23	A 36 S BF	13300	0.042	200
115	2.3	22.23	A 30 S BF	13300	0.049	200
115	2.5	22.23	A 30 S BF	13300	0.054	200
115	3.0	22.23	A 24 S BF	13300	0.066	200
115	4.0	22.23	A 24 S BF	13300	0.086	120
125	2.0	22.23	A 36 S BF	12250	0.050	200
125	2.3	22.23	A 30 S BF	12250	0.059	200
125	2.5	22.23	A 30 S BF	12250	0.064	200
125	3.0	22.23	A 24 S BF	12250	0.078	200
125	4.0	22.23	A 24 S BF	12250	0.104	120
150	2.0	22.23	A 36 S BF	10200	0.072	200
150	2.3	22.23	A 30 S BF	10200	0.085	100
150	2.5	22.23	A 30 S BF	10200	0.093	100
150	3.0	22.23	A 24 S BF	10200	0.114	100
150	4.0	22.23	A 24 S BF	10200	0.152	60
180	2.3	22.23	A 30 S BF	8500	0.124	100
180	2.5	22.23	A 30 S BF	8500	0.134	100
180	3.0	22.23	A 24 S BF	8500	0.165	50
180	4.0	22.23	A 24 S BF	8500	0.220	60
200	2.3	22.23	A 30 S BF	7650	0.153	50
200	2.5	22.23	A 30 S BF	7650	0.166	50
200	3.0	22.23	A 24 S BF	7650	0.205	50
200	4.0	22.23	A 24 S BF	7650	0.273	40
230	2.3	22.23	A 30 S BF	6650	0.203	50
230	2.5	22.23	A 30 S BF	6650	0.221	50
230	3.0	22.23	A 24 S BF	6650	0.271	50
230	4.0	22.23	A 24 S BF	6650	0.362	40

The plant receives the orders of wheels manufacturing with dimensions and characteristics not indicated in the given table.


INOX

Type 1



Special structure of the wheels INOX, which don't contain iron, sulphur and chlorine allows to avoid "cauterizations" of cut up and protected material and its soiling during the process of working.

For high-performance smoothing the details and constructions made of precious stainless steels.



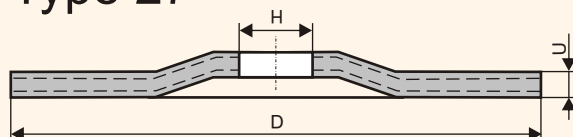
80m/s

D, mm	U, mm	H, mm	Characteristic	Working speed, RPM	Weight, kg	
115	5	22.23	A 24 Q BF	13300	0.115	120
115	6	22.23	A 24 Q BF	13300	0.138	80
115	7	22.23	A 24 Q BF	13300	0.157	80
115	8	22.23	A 24 Q BF	13300	0.179	72
125	5	22.23	A 24 Q BF	12250	0.136	120
125	6	22.23	A 24 Q BF	12250	0.164	80
125	7	22.23	A 24 Q BF	12250	0.189	80
125	8	22.23	A 24 Q BF	12250	0.215	64
125	10	22.23	A 24 Q BF	12250	0.268	64
150	5	22.23; 32	A 24 Q BF	10200	0.198	60
150	6	22.23; 32	A 24 Q BF	10200	0.238	40
150	7	22.23; 32	A 24 Q BF	10200	0.277	40
150	8	22.23; 32	A 24 Q BF	10200	0.324	40
150	10	22.23; 32	A 24 Q BF	10200	0.397	32
180	5	22.23; 32	A 24 Q BF	8500	0.288	60
180	6	22.23; 32	A 24 Q BF	8500	0.345	40
180	7	22.23; 32	A 24 Q BF	8500	0.414	30
180	8	22.23; 32	A 24 Q BF	8500	0.460	30
180	10	22.23; 32	A 24 Q BF	8500	0.575	26
200	5	22.23; 32	A 24 Q BF	7650	0.356	20
200	6	22.23; 32	A 24 Q BF	7650	0.427	20
200	7	22.23; 32	A 24 Q BF	7650	0.492	20
200	8	22.23; 32	A 24 Q BF	7650	0.569	20
200	10	22.23; 32	A 24 Q BF	7650	0.711	16
230	5	22.23; 32	A 24 Q BF	6650	0.472	30
230	6	22.23; 32	A 24 Q BF	6650	0.590	20
230	7	22.23; 32	A 24 Q BF	6650	0.659	20
230	8	22.23; 32	A 24 Q BF	6650	0.751	18
230	10	22.23; 32	A 24 Q BF	6650	0.945	14

The plant receives the orders of wheels manufacturing with dimensions and characteristics not indicated in the given table.


INOX

Type 27



Special structure of the wheels INOX, which don't contain iron, sulphur and chlorine allows to avoid "cauterizations" of cut up and protected material and its soiling during the process of working.

For high-performance smoothing the details and constructions made of precious stainless steels.



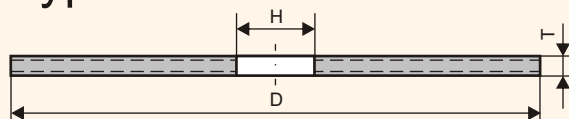
80m/s

D, mm	U, mm	H, mm	Characteristic	Working speed, RPM	Weight, kg	
115	5	22.23	A 24 Q BF	13300	0.115	120
115	6	22.23	A 24 Q BF	13300	0.138	80
115	7	22.23	A 24 Q BF	13300	0.157	80
115	8	22.23	A 24 Q BF	13300	0.179	80
125	5	22.23	A 24 Q BF	12250	0.136	120
125	6	22.23	A 24 Q BF	12250	0.164	80
125	7	22.23	A 24 Q BF	12250	0.189	80
125	8	22.23	A 24 Q BF	12250	0.215	64
125	10	22.23	A 24 Q BF	12250	0.268	64
150	5	22.23	A 24 Q BF	10200	0.198	60
150	6	22.23	A 24 Q BF	10200	0.238	40
150	7	22.23	A 24 Q BF	10200	0.277	40
150	8	22.23	A 24 Q BF	10200	0.324	40
150	10	22.23	A 24 Q BF	10200	0.397	32
180	5	22.23	A 24 Q BF	8500	0.288	60
180	6	22.23	A 24 Q BF	8500	0.345	40
180	7	22.23	A 24 Q BF	8500	0.414	30
180	8	22.23	A 24 Q BF	8500	0.460	30
180	10	22.23	A 24 Q BF	8500	0.575	26
200	5	22.23	A 24 Q BF	7650	0.356	30
200	6	22.23	A 24 Q BF	7650	0.427	20
200	7	22.23	A 24 Q BF	7650	0.492	14
200	8	22.23	A 24 Q BF	7650	0.569	14
200	10	22.23	A 24 Q BF	7650	0.711	10
230	5	22.23	A 24 Q BF	6650	0.472	20
230	6	22.23	A 24 Q BF	6650	0.590	20
230	7	22.23	A 24 Q BF	6650	0.656	16
230	8	22.23	A 24 Q BF	6650	0.751	16
230	10	22.23	A 24 Q BF	6650	0.945	14


The plant receives the orders of wheels manufacturing with dimensions and characteristics not indicated in the given table.

NON-FERROUS METALS

Type 41



For high-performance cutting of tenacious stuffs, non-ferrous metals and aluminium.



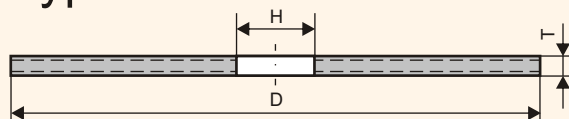
80m/s

D, mm	T, mm	H, mm	Characteristic	Working speed, RPM	Weight, kg	
115	1.0	22.23	A 54 R BF	13300	0.022	400
115	1.2	22.23	A 54 R BF	13300	0.026	400
115	1.4	22.23	A 54 R BF	13300	0.030	400
115	1.6	22.23	A 40 R BF	13300	0.035	400
115	1.8	22.23	A 40 R BF	13300	0.040	200
115	2.0	22.23	A 40 R BF	13300	0.044	200
115	2.3	22.23	A 36 R BF	13300	0.051	200
115	2.5	22.23	A 36 R BF	13300	0.055	200
115	3.0	22.23	A 36 R BF	13300	0.067	200
125	1.0	22.23	A 54 R BF	12250	0.026	400
125	1.2	22.23	A 54 R BF	12250	0.031	400
125	1.4	22.23	A 54 R BF	12250	0.036	400
125	1.6	22.23; 32	A 40 R BF	12250	0.042	400
125	1.8	22.23; 32	A 40 R BF	12250	0.049	200
125	2.0	22.23; 32	A 40 R BF	12250	0.052	200
125	2.3	22.23; 32	A 36 R BF	12250	0.060	200
125	2.5	22.23; 32	A 36 R BF	12250	0.064	200
125	3.0	22.23; 32	A 36 R BF	12250	0.081	200
125	4.0	22.23; 32	A 36 R BF	12250	0.116	100
150	1.2	22.23; 32	A 54 R BF	10200	0.045	200
150	1.4	22.23; 32	A 54 R BF	10200	0.052	200
150	1.6	22.23; 32	A 40 R BF	10200	0.063	200
150	1.8	22.23; 32	A 40 R BF	10200	0.068	200
150	2.0	22.23; 32	A 40 R BF	10200	0.076	200
150	2.3	22.23; 32	A 36 R BF	10200	0.088	100
150	2.5	22.23; 32	A 36 R BF	10200	0.096	100
150	3.0	22.23; 32	A 36 R BF	10200	0.115	100
150	4.0	22.23; 32	A 36 R BF	10200	0.154	60
180	1.4	22.23; 32	A 54 R BF	8500	0.076	200
180	1.6	22.23; 32	A 40 R BF	8500	0.088	150
180	1.8	22.23; 32	A 40 R BF	8500	0.099	150


The plant receives the orders of wheels manufacturing with dimensions and characteristics not indicated in the given table.

NON-FERROUS METALS

Type 41



For high-performance cutting of tenacious stuffs, non-ferrous metals and aluminium.



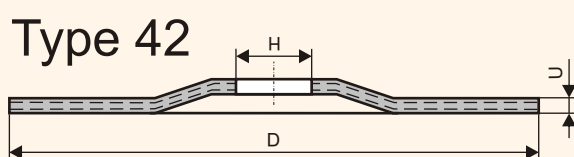
80m/s

D, mm	T, mm	H, mm	Characteristic	Working speed, RPM	Weight, kg	
180	2.0	22.23; 32	A 40 R BF	8500	0.110	150
180	2.3	22.23; 32	A 36 R BF	8500	0.128	100
180	2.5	22.23; 32	A 36 R BF	8500	0.139	100
180	3.0	22.23; 32	A 36 R BF	8500	0.167	50
180	4.0	22.23; 32	A 36 R BF	8500	0.230	60
200	1.6	22.23; 32	A 40 R BF	7650	0.109	100
200	1.8	22.23; 32	A 40 R BF	7650	0.127	50
200	2.0	22.23; 32	A 40 R BF	7650	0.137	50
200	2.3	22.23; 32	A 36 R BF	7650	0.158	50
200	2.5	22.23; 32	A 36 R BF	7650	0.172	50
200	3.0	22.23; 32	A 36 R BF	7650	0.207	50
200	4.0	22.23; 32	A 36 R BF	7650	0.285	40
230	1.8	22.23; 32	A 40 R BF	6650	0.163	100
230	2.0	22.23; 32	A 40 R BF	6650	0.181	50
230	2.3	22.23; 32	A 36 R BF	6650	0.209	50
230	2.5	22.23; 32	A 36 R BF	6650	0.228	50
230	3.0	22.23; 32	A 36 R BF	6650	0.274	50
230	4.0	22.23; 32	A 36 R BF	6650	0.366	40


The plant receives the orders of wheels manufacturing with dimensions and characteristics not indicated in the given table.



NON-FERROUS METALS



For high-performance cutting of tenacious stuffs, non-ferrous metals and aluminium.



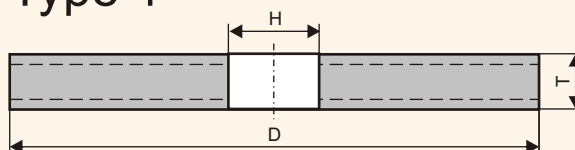
80m/s

D, mm	U, mm	H, mm	Characteristic	Working speed, RPM	Weight, kg	
115	1.6	22.23	A 40 R BF	13300	0.035	400
115	1.8	22.23	A 40 R BF	13300	0.040	200
115	2.0	22.23	A 40 R BF	13300	0.044	200
115	2.3	22.23	A 36 R BF	13300	0.051	200
115	2.5	22.23	A 36 R BF	13300	0.055	200
115	3.0	22.23	A 36 R BF	13300	0.067	200
115	4.0	22.23	A 36 R BF	13300	0.089	120
125	1.6	22.23	A 40 R BF	12250	0.042	400
125	1,8	22.23	A 40 R BF	12250	0.049	200
125	2.0	22.23	A 40 R BF	12250	0.052	200
125	2.3	22.23	A 36 R BF	12250	0.060	200
125	2.5	22.23	A 36 R BF	12250	0.064	200
125	3.0	22.23	A 36 R BF	12250	0.081	200
125	4.0	22.23	A 36 R BF	12250	0.116	120
150	2.0	22.23	A 40 R BF	10200	0.076	200
150	2.3	22.23	A 36 R BF	10200	0.088	100
150	2.5	22.23	A 36 R BF	10200	0.096	100
150	3.0	22.23	A 36 R BF	10200	0.115	100
150	4.0	22.23	A 36 R BF	10200	0.154	60
180	2.3	22.23	A 36 R BF	8500	0.128	100
180	2.5	22.23	A 36 R BF	8500	0.139	100
180	3.0	22.23	A 36 R BF	8500	0.167	50
180	4.0	22.23	A 36 R BF	8500	0.230	60
200	2.3	22.23	A 36 R BF	7650	0.158	50
200	2.5	22.23	A 36 R BF	7650	0.172	50
200	3.0	22.23	A 36 R BF	7650	0.207	50
200	4.0	22.23	A 36 R BF	7650	0.285	40
230	2.3	22.23	A 36 R BF	6650	0.209	50
230	2.5	22.23	A 36 R BF	6650	0.228	50
230	3.0	22.23	A 36 R BF	6650	0.274	50
230	4.0	22.23	A 36 R BF	6650	0.366	40

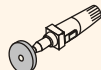
The plant receives the orders of wheels manufacturing with dimensions and characteristics not indicated in the given table.

NON-FERROUS METALS

Type 1



For high-performance smoothing the details and constructions made of aluminium, non-ferrous metals and ductile materials.



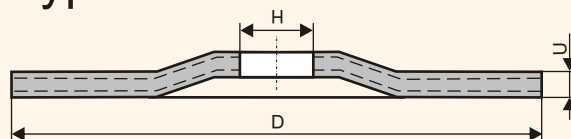
80m/s

D, mm	T, mm	H, mm	Characteristic	Working speed, RPM	Weight, kg	
115	5	22.23	A 30 R BF	13300	0.118	120
115	6	22.23	A 30 R BF	13300	0.143	80
115	7	22.23	A 30 R BF	13300	0.165	80
115	8	22.23	A 30 R BF	13300	0.189	72
125	5	22.23	A 30 R BF	12250	0.140	120
125	6	22.23	A 30 R BF	12250	0.169	80
125	7	22.23	A 30 R BF	12250	0.196	80
125	8	22.23	A 30 R BF	12250	0.224	64
125	10	22.23	A 30 R BF	12250	0.280	64
150	5	22.23; 32	A 30 R BF	10200	0.203	60
150	6	22.23; 32	A 30 R BF	10200	0.246	40
150	7	22.23; 32	A 30 R BF	10200	0.288	40
150	8	22.23; 32	A 30 R BF	10200	0.329	40
150	10	22.23; 32	A 30 R BF	10200	0.411	32
180	5	22.23; 32	A 30 R BF	8500	0.295	60
180	6	22.23; 32	A 30 R BF	8500	0.357	40
180	7	22.23; 32	A 30 R BF	8500	0.417	30
180	8	22.23; 32	A 30 R BF	8500	0.476	30
180	10	22.23; 32	A 30 R BF	8500	0.598	26
200	5	22.23; 32	A 30 R BF	7650	0.365	20
200	6	22.23; 32	A 30 R BF	7650	0.438	20
200	7	22.23; 32	A 30 R BF	7650	0.512	20
200	8	22.23; 32	A 30 R BF	7650	0.586	20
200	10	22.23; 32	A 30 R BF	7650	0.732	16
230	5	22.23; 32	A 30 R BF	6650	0.486	30
230	6	22.23; 32	A 30 R BF	6650	0.589	20
230	7	22.23; 32	A 30 R BF	6650	0.688	20
230	8	22.23; 32	A 30 R BF	6650	0.787	18
230	10	22.23; 32	A 30 R BF	6650	0.983	14

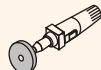
The plant receives the orders of wheels manufacturing with dimensions and characteristics not indicated in the given table.

NON-FERROUS METALS

Type 27



For high-performance smoothing the details and constructions made of aluminium, non-ferrous metals and ductile materials.



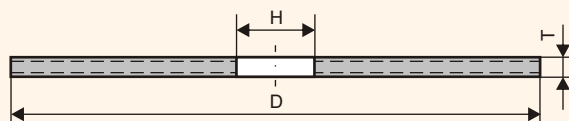
80m/s

D, mm	U, mm	H, mm	Characteristic	Working speed, RPM	Weight, kg	
115	5	22.23	A 30 R BF	13300	0.118	120
115	6	22.23	A 30 R BF	13300	0.143	80
115	7	22.23	A 30 R BF	13300	0.165	80
115	8	22.23	A 30 R BF	13300	0.189	80
125	5	22.23	A 30 R BF	12250	0.140	120
125	6	22.23	A 30 R BF	12250	0.169	80
125	7	22.23	A 30 R BF	12250	0.196	80
125	8	22.23	A 30 R BF	12250	0.224	64
125	10	22.23	A 30 R BF	12250	0.280	64
150	5	22.23	A 30 R BF	10200	0.203	60
150	6	22.23	A 30 R BF	10200	0.246	40
150	7	22.23	A 30 R BF	10200	0.288	40
150	8	22.23	A 30 R BF	10200	0.329	40
150	10	22.23	A 30 R BF	10200	0.411	32
180	5	22.23	A 30 R BF	8500	0.295	60
180	6	22.23	A 30 R BF	8500	0.357	40
180	7	22.23	A 30 R BF	8500	0.417	30
180	8	22.23	A 30 R BF	8500	0.476	30
180	10	22.23	A 30 R BF	8500	0.598	26
200	5	22.23	A 30 R BF	7650	0.365	30
200	6	22.23	A 30 R BF	7650	0.438	20
200	7	22.23	A 30 R BF	7650	0.512	14
200	8	22.23	A 30 R BF	7650	0.586	14
200	10	22.23	A 30 R BF	7650	0.732	10
230	5	22.23	A 30 R BF	6650	0.486	20
230	6	22.23	A 30 R BF	6650	0,589	20
230	7	22.23	A 30 R BF	6650	0.688	16
230	8	22.23	A 30 R BF	6650	0.787	16
230	10	22.23	A 30 R BF	6650	0.983	14

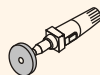

The plant receives the orders of wheels manufacturing with dimensions and characteristics not indicated in the given table.

STONE AND CONCRETE

Type 41



For high-performance cutting of natural and artificial stone, fire-brick and concrete articles.



80m/s

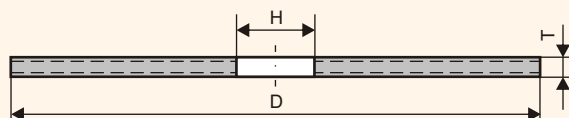
D, mm	T, mm	H, mm	Characteristic	Working speed, RPM	Weight, kg	
100	1.6	16; 22.23	C 40 R BF	15300	0.027	400
115	1.0	22.23	C 54 R BF	13300	0.019	400
115	1.2	22.23	C 54 R BF	13300	0.023	400
115	1.4	22.23	C 40 R BF	13300	0.029	400
115	1.6	22.23	C 40 R BF	13300	0.032	400
115	1.8	22.23	C 36 R BF	13300	0.036	200
115	2.0	22.23	C 36 R BF	13300	0.040	200
115	2.3	22.23	C 30 R BF	13300	0.046	200
115	2.5	22.23	C 30 R BF	13300	0.050	200
115	3.0	22.23	C 24 R BF	13300	0.061	200
125	1.2	22.23	C 54 R BF	12250	0.028	400
125	1.4	22.23	C 40 R BF	12250	0.034	400
125	1.6	22.23	C 40 R BF	12250	0.039	400
125	1.8	22.23	C 36 R BF	12250	0.043	200
125	2.0	22.23; 32	C 36 R BF	12250	0.048	200
125	2.3	22.23; 32	C 30 R BF	12250	0.055	200
125	2.5	22.23; 32	C 30 R BF	12250	0.060	200
125	3.0	22.23; 32	C 24 R BF	12250	0.072	200
125	4.0	22.23; 32	C 24 R BF	12250	0.096	160
150	1.4	22.23	C 40 R BF	10200	0.049	200
150	1.6	22.23	C 40 R BF	10200	0.056	200
150	1.8	22.23	C 36 R BF	10200	0.063	200
150	2.0	22.23; 32	C 36 R BF	10200	0,070	200
150	2.3	22.23; 32	C 30 R BF	10200	0.080	100
150	2.5	22.23; 32	C 30 R BF	10200	0,087	100
150	3.0	22.23; 32	C 24 R BF	10200	0,105	100
150	4.0	22.23; 32	C 24 R BF	10200	0.136	60

Novelty!

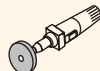
The plant receives the orders of wheels manufacturing with dimensions and characteristics not indicated in the given table.

STONE AND CONCRETE

Type 41



For high-performance cutting of natural and artificial stone, fire-brick and concrete articles.



80m/s

D, mm	T, mm	H, mm	Characteristic	Working speed, RPM	Weight, kg	
180	1.4	22.23	C 40 R BF	8500	0.071	200
180	1.6	16; 22.23	C 40 R BF	8500	0.082	150
180	1.8	22.23	C 36 R BF	8500	0.091	150
180	2.0	22.23; 32	C 36 R BF	8500	0.101	150
180	2.3	22.23; 32	C 30 R BF	8500	0.116	100
180	2.5	22.23; 32	C 30 R BF	8500	0.126	100
180	3.0	16; 22.23; 32	C 24 R BF	8500	0.152	50
180	4.0	22.23; 32	C 24 R BF	8500	0,203	60
200	1.6	22.23; 32	C 40 R BF	7650	0.100	100
200	1.8	22.23; 32	C 36 R BF	7650	0.112	100
200	2.0	22.23; 32	C 36 R BF	7650	0.125	50
200	2.3	22.23; 32	C 30 R BF	7650	0.144	50
200	2.5	22.23; 32	C 30 R BF	7650	0156	50
200	3.0	22.23; 32	C 24 R BF	7650	0,188	50
200	4.0	22.23; 32	C 24 R BF	7650	0.257	40
230	1.6	22.23; 32	C 40 R BF	6650	0.133	100
230	1.8	22.23; 32	C 36 R BF	6650	0.150	100
230	2.0	22.23; 32	C 36 R BF	6650	0.166	50
230	2.3	22.23; 32	C 30 R BF	6650	0.191	50
230	2.5	22.23; 32	C 30 R BF	6650	0.208	50
230	3.0	22.23; 32	C 24 R BF	6650	0.250	50
230	4.0	22.23; 32	C 24 R BF	6650	0.333	40

Novelty!

Novelty!

Novelty!

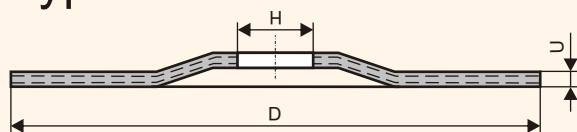
Novelty!

Novelty!

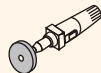

The plant receives the orders of wheels manufacturing with dimensions and characteristics not indicated in the given table.

STONE AND CONCRETE

Type 42



For high-performance cutting of natural and artificial stone, fire-brick and concrete articles.



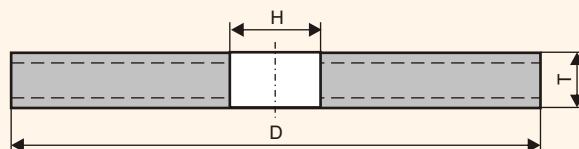
80m/s

D, mm	U, mm	H, mm	Characteristic	Working speed, RPM	Weight, kg	
100	3.0	16	C 24 R BF	15280	0.045	200
115	1.6	22.23	C 40 R BF	13300	0.032	400
115	1.8	22.23	C 36 R BF	13300	0.036	200
115	2.0	22.23	C 36 R BF	13300	0.040	200
115	2.3	22.23	C 30 R BF	13300	0.046	200
115	2.5	22.23	C 30 R BF	13300	0.050	200
115	3.0	22.23	C 24 R BF	13300	0.061	200
115	4.0	22.23	C 24 R BF	13300	0.078	120
125	1.6	22.23	C 40 R BF	12250	0.039	400
125	1.8	22.23	C 36 R BF	12250	0.043	200
125	2.0	22.23	C 36 R BF	12250	0.048	200
125	2.3	22.23	C 30 R BF	12250	0.055	200
125	2.5	22.23	C 30 R BF	12250	0.060	200
125	3.0	22.23	C 24 R BF	12250	0.072	200
125	4.0	22.23	C 24 R BF	12250	0.096	120
150	2.0	22.23	C 36 R BF	10200	0.070	200
150	2.3	22.23	C 30 R BF	10200	0.080	100
150	2.5	22.23	C 30 R BF	10200	0.087	100
150	3.0	22.23	C 24 R BF	10200	0.105	100
150	4.0	22.23	C 24 R BF	10200	0.136	60
180	2.3	22.23	C 30 R BF	8500	0.116	100
180	2.5	22.23	C 30 R BF	8500	0.126	100
180	3.0	22.23	C 24 R BF	8500	0.152	50
180	4.0	22.23	C 24 R BF	8500	0.203	60
200	2.3	22.23	C 30 R BF	7650	0.144	50
200	2.5	22.23	C 30 R BF	7650	0.156	50
200	3.0	22.23	C 24 R BF	7650	0.188	50
200	4.0	22.23	C 24 R BF	7650	0.257	40
230	2.3	22.23	C 30 R BF	6650	0.191	50
230	2.5	22.23	C 30 R BF	6650	0.208	50
230	3.0	22.23	C 24 R BF	6650	0.250	50
230	4.0	22.23	C 24 R BF	6650	0.333	40

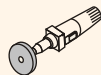
The plant receives the orders of wheels manufacturing with dimensions and characteristics not indicated in the given table.

STONE

Type 1



For high-performance smoothing and snagging of natural and artificial stone, fire-brick.



63m/s

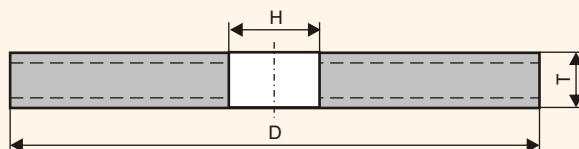
D, mm	T, mm	H, mm	Characteristic	Working speed, RPM	Weight, kg	
60	20	20	C 24 R BF	20060	0.031	50
63	20	20	C 24 R BF	19100	0.134	50
80	20	20	C 24 R BF	15100	0.225	20
100	20	20	C 24 R BF	12100	0.360	32
125	20	32	C 24 R BF	9650	0.548	24
125	25	32	C 24 R BF	9650	0.732	16
150	16	32	C 24 R BF	8050	0.698	20
150	20	32	C 24 R BF	8050	0.873	16
150	25	32	C 24 R BF	8050	1.091	12

The plant receives the orders of wheels manufacturing with dimensions and characteristics not indicated in the given table.

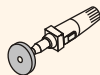


STONE

Type 1



For high-performance smoothing and snagging of natural and artificial stone, fire-brick.



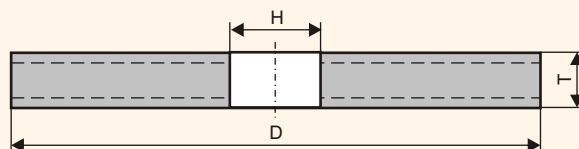
80m/s

D, mm	T, mm	H, mm	Characteristic	Working speed, RPM	Weight, kg	
100	6.0	16	C 24 R BF	15300	0.107	96
115	5.0	22.23	C 24 R BF	13300	0.104	120
115	6.0	22.23	C 24 R BF	13300	0.124	80
115	7.0	22.23	C 24 R BF	13300	0.145	80
115	8.0	22.23	C 24 R BF	13300	0.164	72
125	5.0	22.23	C 24 R BF	12250	0.123	120
125	6.0	22.23	C 24 R BF	12250	0.148	80
125	7.0	22.23	C 24 R BF	12250	0.173	80
125	8.0	22.23	C 24 R BF	12250	0.197	64
125	10.0	22.23	C 24 R BF	12250	0.246	64
150	5.0	22.23; 32	C 24 R BF	10200	0.179	60
150	6.0	22.23; 32	C 24 R BF	10200	0.215	40
150	7.0	22.23; 32	C 24 R BF	10200	0.251	40
150	8.0	22.23; 32	C 24 R BF	10200	0.286	40
150	10.0	22.23; 32	C 24 R BF	10200	0.349	32
180	5.0	22.23; 32	C 24 R BF	8500	0.259	60
180	6.0	22.23; 32	C 24 R BF	8500	0.311	40
180	7.0	22.23; 32	C 24 R BF	8500	0.363	30
180	8.0	22.23; 32	C 24 R BF	8500	0.415	30
180	10.0	22.23; 32	C 24 R BF	8500	0.519	26
200	5.0	22.23; 32	C 24 R BF	7650	0.321	20
200	6.0	22.23; 32	C 24 R BF	7650	0.386	20
200	7.0	22.23; 32	C 24 R BF	7650	0.450	20
200	8.0	22.23; 32	C 24 R BF	7650	0.518	20
200	10.0	22.23; 32	C 24 R BF	7650	0.643	16

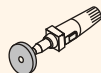
The plant receives the orders of wheels manufacturing with dimensions and characteristics not indicated in the given table.

STONE

Type 1



For high-performance smoothing and snagging of natural and artificial stone, fire-brick.



80m/s

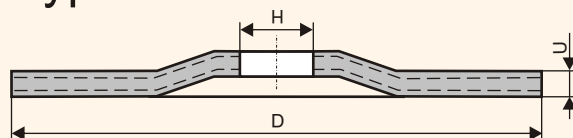
D, mm	T, mm	H, mm	Characteristic	Working speed, RPM	Weight, kg	
230	5.0	22.23; 32	C 24 R BF	6650	0.426	30
230	6.0	22.23; 32	C 24 R BF	6650	0.511	20
230	7.0	22.23; 32	C 24 R BF	6650	0.596	20
230	8.0	22.23; 32	C 24 R BF	6650	0.682	18
230	10.0	22.23; 32	C 24 R BF	6650	0.852	14

The plant receives the orders of wheels manufacturing with dimensions and characteristics not indicated in the given table.

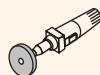


STONE

Type 27



For high-performance smoothing of natural and artificial stone, fire-brick.



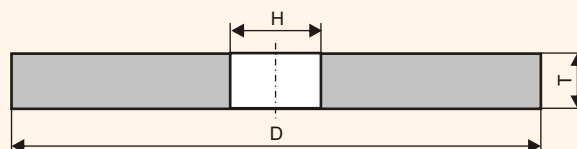
80m/s

D, mm	U, mm	H, mm	Characteristic	Working speed, RPM	Weight, kg	
100	4.8	16	C 30 R BF	15300	0.082	120
100	6.0	16	C 24 R BF	15300	0.107	80
115	5.0	22.23	C 24 R BF	13300	0.104	120
115	6.0	22.23	C 24 R BF	13300	0.124	80
115	7.0	22.23	C 24 R BF	13300	0.145	80
115	8.0	22.23	C 24 R BF	13300	0.164	72
125	5.0	22.23	C 24 R BF	12250	0.123	120
125	6.0	22.23	C 24 R BF	12250	0.148	80
125	7.0	22.23	C 24 R BF	12250	0.173	80
125	8.0	22.23	C 24 R BF	12250	0.197	64
125	10.0	22.23	C 24 R BF	12250	0.246	64
150	5.0	22.23	C 24 R BF	10200	0.179	60
150	6.0	22.23	C 24 R BF	10200	0.215	40
150	7.0	22.23	C 24 R BF	10200	0.251	40
150	8.0	22.23	C 24 R BF	10200	0.286	40
150	10.0	22.23	C 24 R BF	10200	0.349	32
180	5.0	22.23	C 24 R BF	8500	0.259	60
180	6.0	22.23	C 24 R BF	8500	0.311	40
180	7.0	22.23	C 24 R BF	8500	0.363	30
180	8.0	22.23	C 24 R BF	8500	0.415	30
180	10.0	22.23	C 24 R BF	8500	0.519	26
200	5.0	22.23	C 24 R BF	7650	0.324	30
200	6.0	22.23	C 24 R BF	7650	0.386	20
200	7.0	22.23	C 24 R BF	7650	0.450	14
200	8.0	22.23	C 24 R BF	7650	0.518	14
200	10.0	22.23	C 24 R BF	7650	0.643	10
230	5.0	22.23	C 24 R BF	6650	0.430	20
230	6.0	22.23	C 24 R BF	6650	0.511	20
230	7.0	22.23	C 24 R BF	6650	0.596	16
230	8.0	22.23	C 24 R BF	6650	0.682	16
230	10.0	22.23	C 24 R BF	6650	0.852	14


The plant receives the orders of wheels manufacturing with dimensions and characteristics not indicated in the given table.

STONE

Type 1



For high-performance smoothing of natural and artificial stone, fire-brick and other mineral materials.



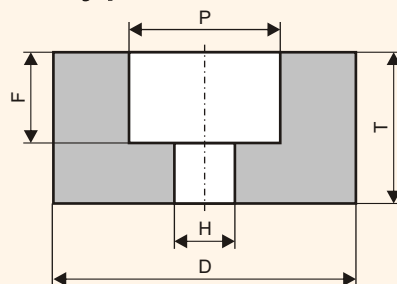
40m/s

D, mm	T, mm	H, mm	Characteristic	Working speed, RPM	Weight, kg	
50	40	20	C 30 O B	15300	0.180	32
63	20	20	C 24 Q B	12150	0.126	50
80	20	20	C 24 Q B	9550	0.223	20
80	100	20	C 24 Q B	9550	1.116	4
100	10	20	C 40 Q B	7650	0.170	64
100	20	20	C 24 P B	7650	0.357	32
125	16	32	C 24 P B	6150	0.426	32
125	20	32	C 24 P B	6150	0.543	24
125	25	32	C 24 Q B	6150	0.679	16
125	50	32	C 16 P B	6150	1.358	8
125	90	50	C 20 H B	6150	1.914	8
150	6	32	C 24 Q B	5100	0.212	40
150	8	32	C 24 Q B	5100	0.283	40
150	10	32	C 24 Q B	5100	0.354	32
150	16	32	C 24 O B	5100	0.586	20
150	20	32	C 20 Q B	5100	0.708	16
150	25	32	C 16 Q B	5100	0.998	12
150	32	32	C 24 Q B	5100	1.278	8
150	50	32	C 24 Q B	5100	2.014	8
150	100	32	C 24 Q B	5100	3.994	4
175	13	32	C 30 P B	4360	0.634	20
175	20	32	C 24 P B	4360	0.975	12
175	25	32	C 24 P B	4360	1.219	10
175	32	32	C 24 P B	4360	1.762	8
200	10	32	C 40 O B	3850	0.642	16
200	16	32	C 40 P B	3850	1.027	10
200	20	32	C 24 P B	3850	1.450	8
200	25	32	C 24 Q B	3850	1.673	6
200	32	32	C 16 Q B	3850	2.140	4

The plant receives the orders of wheels manufacturing with dimensions and characteristics not indicated in the given table.

STONE

Type 5



For rough processing of all mineral materials and concrete coverings.



32m/s

D, mm	T, mm	H, mm	P, mm	K, mm	Characteristic	Working speed, RPM	Weight, kg	
50	50	16	25	20	C 24 Q B	12250	0.191	25
100	50	20	50	30	C 20 Q B	6150	0.800	16
120	60	20	55	45	C 20 Q B	5090	1.390	8
125	50	32	65	30	C 24 Q B	4900	1.174	8

For finishing processing of all mineral materials and concrete coverings.



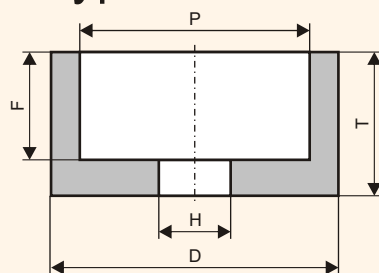
32m/s

D, mm	T, mm	H, mm	P, mm	K, mm	Characteristic	Working speed, RPM	Weight, kg	
50	50	16	25	20	C 36 L B	12250	0.191	25
100	50	20	50	30	C 40 O B	6150	0.770	16
120	60	20	55	45	C 60 L B	5090	1.114	8
125	50	32	65	30	C 40 O B	4900	1.174	8
130	63	32	65	30	C 40 O B	4700	1.270	4

The plant receives the orders of wheels manufacturing with dimensions and characteristics not indicated in the given table.

STONE

Type 6



For high-performance smoothing and grinding of stone, concrete and other mineral materials.



32m/s

D, mm	T, mm	H, mm	P, mm	K mm	Characteristic	Working speed, RPM	Weight, kg	
100	50	20	80	40	C 40 O B	6150	0.772	16
125	63	32	100	50	C 40 O B	4900	0.862	8
150	50	32	125	40	C 30 P B	4100	0.800	8
150	63	65	100	38	C 40 N B	4100	1.402	4
200	63	32	165	50	C 16 P B	3100	2.070	2
200	80	32	170	65	C 40 L B	3100	2.370	2
200	80	76	170	65	C 40 J B	3100	2.150	2
250	100	150	200	75	C 40 O B	2450	4.916	2

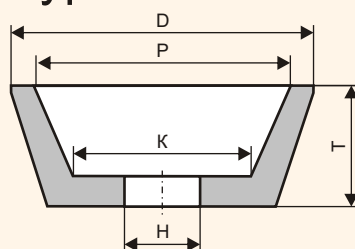
Novelty!
Novelty!
Novelty!
Novelty!

The plant receives the orders of wheels manufacturing with dimensions and characteristics not indicated in the given table.



STONE

Type 11



For high-performance grinding and smoothing of stone, concrete and other mineral materials.



32m/s

D, mm	T, mm	H, mm	P, mm	K mm	Characteristic	Working speed, RPM	Weight, kg	
100	40	20	84	60	C 40 P B	6150	0.250	16
110	55	22.23	70	48	C 24 Q B	5550	0.739	12
125	50	22.23; 32	88	56	C 20 Q B	4900	0.798	12
125	50	32	100	70	C 16 P B	4900	0.586	12
150	50	32	130	97	C 24 P B	4100	0.757	12

40m/s

D, mm	T, mm	H, mm	P, mm	K mm	Characteristic	Working speed, RPM	Weight, kg	
110	55	22.23	70	48	C 20 P B	6950	0.718	12
125	50	M14	88	56	C 16 P B	6150	0.949	12
125	50	M16	100	70	C 20 N B	6150	0.829	12
150	50	32	130	97	C 90 L B	5100	0.638	12

50m/s

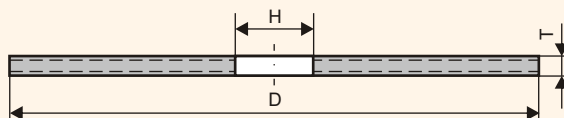
D, mm	T, mm	H, mm	P, mm	K mm	Characteristic	Working speed, RPM	Weight, kg	
110	55	22.23	70	48	C 20 P B	8680	0.739	12
125	50	22.23; 32	80	56	C 16 Q B	7650	0.798	12

The plant receives the orders of wheels manufacturing with dimensions and characteristics not indicated in the given table.

CUT-OFF WHEELS FOR STATIONARY AND PORTABLE HAND-FED MACHINES WITH ELECTRIC OR PETROL MOTOR

STEEL

Type 41



For universal cutting of material with large cross-section made of different kinds of steels.



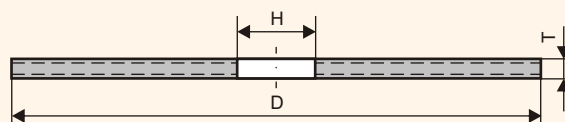
80m/s

D, mm	T, mm	H, mm	Characteristic	Working speed, RPM	Weight, kg	
300	2.5	20; 22.23; 25.4; 32	A 30 S BF	5100	0.398	35
300	2.8	20; 22.23; 25.4; 32	A 24 S BF	5100	0.451	25
300	3.0	20; 22.23; 25.4; 32	A 30 S BF	5100	0.486	25
300	3.0	20; 22.23; 25.4; 32	A 24 S BF	5100	0.490	25
300	3.2	20; 22.23; 25.4; 32	A 24 S BF	5100	0.518	25
300	3.5	20; 22.23; 25.4; 32	A 24 S BF	5100	0.564	25
300	4.0	20; 22.23; 25.4; 32	A 24 S BF	5100	0.645	20
305	3.0	20; 22.23; 25.4; 32	A 24 S BF	5010	0.502	20
350	2.4	20; 22.23; 25.4; 32	A 30 S BF	4400	0.510	15
350	3.0	20; 22.23; 25.4; 32	A 24 S BF	4400	0.663	25
350	3.2	20; 22.23; 25.4; 32	A 24 S BF	4400	0.704	25
350	3.5	20; 22.23; 25.4; 32	A 30 S BF	4400	0.773	20
350	3.5	20; 22.23; 25.4; 32	A 24 S BF	4400	0.773	20
350	4.0	20; 22.23; 25.4; 32	A 24 S BF	4400	0.880	20
355	2.4	20; 22.23; 25.4; 32	A 30 S BF	4400	0.527	20
355	3.0	20; 22.23; 25.4; 32	A 24 S BF	4400	0.652	25
355	3.2	20; 22.23; 25.4; 32	A 24 S BF	4400	0.724	50
355	3.5	20; 22.23; 25.4; 32	A 24 S BF	4400	0.795	20
355	4.0	20; 22.23; 25.4; 32	A 24 S BF	4400	0.908	20
400	3.0	20; 22.23; 25.4; 32	A 24 S BF	3850	0.864	20
400	3.2	20; 22.23; 25.4; 32	A 24 S BF	3850	0.921	20
400	3.5	20; 22.23; 25.4; 32	A 30 S BF	3850	1.020	15
400	3.5	20; 22.23; 25.4; 32	A 24 S BF	3850	1.020	15
400	3.8	20; 22.23; 25.4; 32	A 30 S BF	3850	1.085	15
400	4.0	20; 22.23; 25.4; 32	A 30 S BF	3850	1.163	15
400	4.0	20; 22.23; 25.4; 32	A 24 S BF	3850	1.163	15
400	5,0	32	A 24 S BF	3850	1.430	10
500	4.0	32; 40	A 24 S BF	3100	1.746	10
500	4.5	32; 40	A 24 S BF	3100	2.025	10
500	5.0	32; 40	A 24 S BF	3100	2.250	10
500	5.5	32	A 24 S BF	3100	2.450	10

The plant receives the orders of wheels manufacturing with dimensions and characteristics not indicated in the given table.

STEEL

Type 41



For universal cutting of material with large cross-section made of different kinds of steels.



100m/s

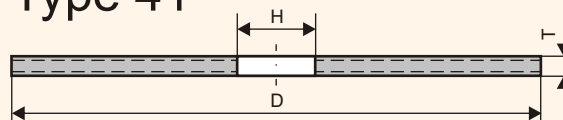
D, mm	T, mm	H, mm	Characteristic	Working speed, RPM	Weight, kg	
300	3.0	22.23; 25.4; 32	A 24 S BF	6400	0.450	25
300	3.5	22.23; 25.4; 32	A 24 S BF	6400	0.525	25
355	3.0	22.23; 25.4; 32	A 24 S BF	5500	0.673	25
355	3.5	22.23; 25.4; 32	A 24 S BF	5500	0.800	20
355	4.0	22.23; 25.4; 32	A 24 S BF	5500	0.908	20
400	4.0	25.4; 32	A 24 S BF	4800	1.100	15

The plant receives the orders of wheels manufacturing with dimensions and characteristics not indicated in the given table.



INOX

Type 41



Special structure of the wheels INOX, which don't contain iron, sulphur and chlorine allows to avoid "cauterizations" of material being cut and its soiling during the process of working.

For universal cutting of material with large cross-section made of noble inoxes.



80m/s

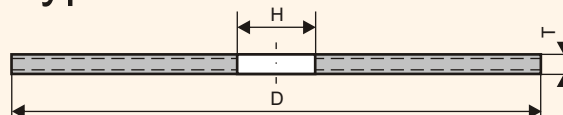
Novelty!

D, mm	T, mm	H, mm	Characteristic	Working speed, RPM	Weight, kg	
300	2.5	20; 22.23; 25.4; 32	A 30 S BF	5100	0.378	35
300	3.0	20; 22.23; 25.4; 32	A 24 S BF	5100	0.463	25
355	3.0	20; 22.23; 25.4; 32	A 24 S BF	4400	0.652	25
400	4.0	20; 22.23; 25.4; 32	A 24 S BF	3850	1.102	15

The plant receives the orders of wheels manufacturing with dimensions and characteristics not indicated in the given table.

NON-FERROUS METALS

Type 41



For high-performance cutting of viscous materials with large cross-section made of, non-ferrous metals and aluminium.



80m/s

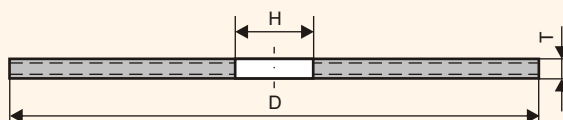
Novelty!

D, mm	T, mm	H, mm	Characteristic	Working speed, RPM	Weight, kg	
300	3,0	20; 22.23; 25.4; 32	A 36 R BF	5100	0.468	25
350	4,0	20; 22.23; 25.4; 32	A 36 R BF	4400	0.854	20
500	4,0	32	A 36 R BF	3100	1,750	10

The plant receives the orders of wheels manufacturing with dimensions and characteristics not indicated in the given table.

STONE

Type 41



For cutting of natural and artificial stone, fire-brick with large cross-section.



80m/s

D, mm	T, mm	H, mm	Characteristic	Working speed, RPM	Weight, kg	
300	2.5	20; 22.23; 25.4; 32	C 30 R BF	5100	0.353	35
300	2.8	20; 22.23; 25.4; 32	C 24 R BF	5100	0.397	25
300	3.0	20; 22.23; 25.4; 32	C 24 R BF	5100	0.426	25
300	3.2	20; 22.23; 25.4; 32	C 24 R BF	5100	0.451	25
300	3.5	20; 22.23; 25.4; 32	C 24 R BF	5100	0.496	25
300	4.0	20; 22.23; 25.4; 32	C 24 R BF	5100	0.567	20
305	3.0	20; 22.23; 25.4; 32	C 24 R BF	5010	0.439	20
350	3.0	20; 22.23; 25.4; 32	C 24 R BF	4400	0.578	25
350	3.5	20; 22.23; 25.4; 32	C 24 R BF	4400	0.677	20
350	4.0	20; 22.23; 25.4; 32	C 24 R BF	4400	0.772	20
355	3.0	20; 22.23; 25.4; 32	C 24 R BF	4400	0.596	25
355	3.2	20; 22.23; 25.4; 32	C 24 R BF	4400	0.637	50
355	3.5	20; 22.23; 25.4; 32	C 24 R BF	4400	0.695	20
400	3.0	20; 22.23; 25.4; 32	C 24 R BF	3850	0.758	20
400	3.5	20; 22.23; 25.4; 32	C 24 R BF	3850	0.882	15
400	3.8	20; 22.23; 25.4; 32	C 24 R BF	3850	0.957	15
400	4.0	20; 22.23; 25.4; 32	C 24 R BF	3850	1.028	15
500	4.5	32	C 24 R BF	3100	1.780	10
500	5.0	32	C 24 R BF	3100	1.980	10

Novelty!

Novelty!

Novelty!

Novelty!

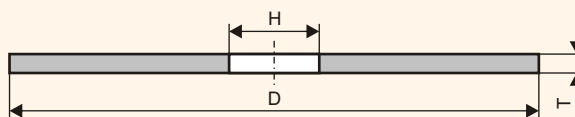
Novelty!

The plant receives the orders of wheels manufacturing with dimensions and characteristics not indicated in the given table.

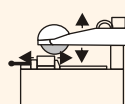
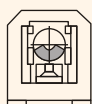
CUT-OFF WHEELS FOR STATIONARY MACHINES

STEEL

Type 41



For universal cutting the details and constructions made of different kinds of steels.



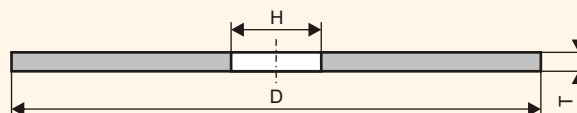
50m/s

D, mm	T, mm	H, mm	Characteristic	Working speed, RPM	Weight, kg	
100	1.0	20	A 90 N B	9550	0.017	400
100	1.6	20	A 40 O B	9550	0.028	400
100	2.0	20	A 90 P B	9550	0.035	200
100	3.0	20	A 60 Q B	9550	0.050	200
120	1.0	20	A 90 O B	7960	0.025	200
120	1.2	20	A 90 P B	7960	0.030	200
125	1.0	20	A 90 O B	7650	0.027	400
125	1.2	20	A 90 R B	7650	0.033	400
125	1.6	32	A 60 O B	7650	0.043	400
125	2.0	32	A 60 P B	7650	0.054	200
125	3.0	32	A 40 Q B	7650	0.085	200
125	4.0	32	A 40 P B	7650	0.115	160
150	1.0	32	A 90 P B	6400	0.038	200
150	1.2	32	A 90 M B	6400	0.050	200
150	1.6	32	A 60 O B	6400	0.063	200
150	2.0	32	A 60 P B	6400	0.080	200
150	3.0	32	A 40 Q B	6400	0.125	100
150	4.0	32	A 36 P B	6400	0.170	60
175	1.0	32	A 90 N B	5450	0.052	200
175	1.6	32	A 60 O B	5450	0.087	150
175	2.0	32	A 60 P B	5450	0.110	150
175	3.0	32	A 40 Q B	5450	0.170	50
175	4.0	32	A 40 N B	5450	0.231	60
200	1.0	32	A 90 M B	4800	0.068	100
200	1.2	32	A 90 R B	4800	0.081	100
200	1.6	32	A 40 P B	4800	0.115	100
200	2.0	32	A 36 S B	4800	0.146	50
200	3.0	32	A 90 P B	4800	0.222	50
200	4.0	32	A 40 P B	4800	0.310	40

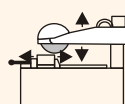
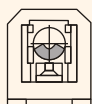
The plant receives the orders of wheels manufacturing with dimensions and characteristics not indicated in the given table.

STEEL

Type 41



For universal cutting the details and constructions made of different kinds of steels.



50m/s

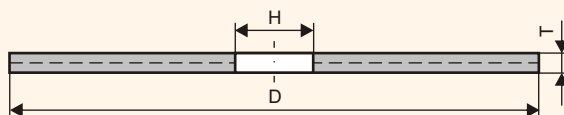
D, mm	T, mm	H, mm	Characteristic	Working speed, RPM	Weight, kg	
250	1.6	16; 32	A 60 Q B	3850	0.187	50
250	2.0	32	A 40 P B	3850	0.233	50
250	3.0	32	A 40 P B	3850	0.356	50
250	4.0	32	A 40 P B	3850	0.475	20
300	2.0	32	A 60 P B	3200	0.340	35
300	2.5	32	A 40 O B	3200	0.421	35
300	3.0	32	A 36 P B	3200	0.515	25
300	4.0	32	A 36 P B	3200	0.600	20
400	3.0	32	A 36 O B	2400	0.920	15
400	4.0	32	A 36 Q B	2400	1.227	15

The plant receives the orders of wheels manufacturing with dimensions and characteristics not indicated in the given table.

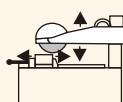
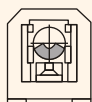


STEEL

Type 41



For high-performance cutting the details and constructions made of different kinds of steels.



80m/s

D, mm	T, mm	H, mm	Characteristic	Working speed, RPM	Weight, kg	
300	3.0	32	A 24 S BF	5100	0.490	25
300	3.2	32	A 24 S BF	5100	0.518	25
300	3.5	32	A 24 S BF	5100	0.564	25
300	4.0	32	A 24 S BF	5100	0.645	20
350	3.0	32	A 24 S BF	4400	0.663	25
350	3.2	32	A 24 S BF	4400	0.704	25
350	3.5	32	A 24 S BF	4400	0.773	20
350	4.0	32	A 24 S BF	4400	0.880	20
355	3.0	32	A 24 S BF	4400	0.652	25
355	3.5	32	A 24 S BF	4400	0.795	20
355	4.0	32	A 24 S BF	4400	0.908	20
400	3.0	32	A 24 S BF	3850	0.864	20
400	3.2	32	A 24 S BF	3850	0.921	20
400	3.5	32	A 24 S BF	3850	1.020	15
400	3.8	32	A 24 S BF	3850	1.085	15
400	4.0	32; 40	A 24 S BF	3850	1.163	15
500	4.0	32	A 24 S BF	3100	1.800	10
500	4.5	32	A 24 S BF	3100	2.025	10
500	5.0	32; 40	A 24 S BF	3100	2.290	10
600	6.0	32	A 24 S BF	2550	3.850	5
710	8.0	60	A 24 S BF	2150	3.775	5
900	8.0	100	A 24 S BF	1700	11.441	5
900	9.0	100	A 24 S BF	1700	13.750	5
900	12.0	100	A 24 S BF	1700	17.162	5
1200	12.0	100	A 24 S BF	1270	32.050	5

Novelty!
Novelty!
Novelty!
Novelty!
Novelty!
Novelty!

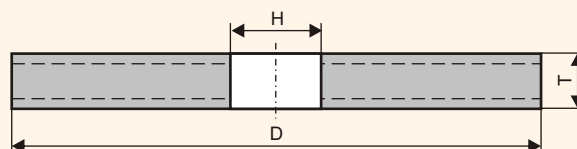
100m/s

D, mm	T, mm	H, mm	Characteristic	Working speed, RPM	Weight, kg	
610	7.0	76.2	A 24 S BF	3200	4.700	5

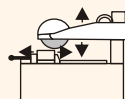
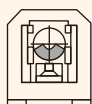
The plant receives the orders of wheels manufacturing with dimensions and characteristics not indicated in the given table.

STEEL

Type 1



For high-performance smoothing of details and constructions made of different kinds of steel, welded joints.



63m/s

Novelty!

D, mm	T, mm	H, mm	Characteristic	Working speed, RPM	Weight, kg	
200	25	32	A 24 R BF	6050	1.938	6
350	40	127	A 24 R BF	3450	8.431	2
500	12	50	A 24 R BF	2450	5.600	4

The plant receives the orders of wheels manufacturing with dimensions and characteristics not indicated in the given table.

80m/s

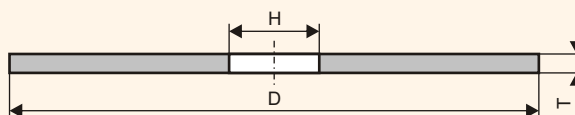
Novelty!

D, mm	T, mm	H, mm	Characteristic	Working speed, RPM	Weight, kg	
250	6	32	A 24 R BF	6150	0.682	20
250	8	32	A 24 R BF	6150	0.910	14
250	10	32	A 24 R BF	6150	0.910	12
250	10	32	A 24 R BF	6150	1.137	12
300	6	32	A 24 R BF	5100	0.983	15
300	7	32	A 24 R BF	5100	1.157	12
300	8	32	A 24 R BF	5100	1.317	9
300	10	32	A 24 R BF	5100	1.646	9

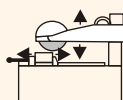
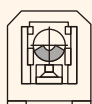
The plant receives the orders of wheels manufacturing with dimensions and characteristics not indicated in the given table.

STONE

Type 41



For high-performance cutting of natural and artificial stone, fire-brick.



50m/s

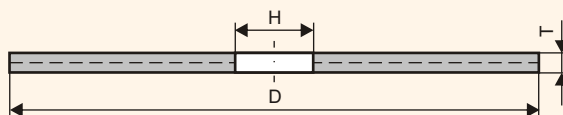
D, mm	T, mm	H, mm	Characteristic	Working speed, RPM	Weight, kg	
150	1.0	32	C 90 O B	6400	0.031	200
150	1.6	32	C 40 P B	6400	0.064	200
150	2.0	32	C 40 P B	6400	0.072	200
150	3.0	32	C 40 P B	6400	0.115	100
150	4.0	32	C 40 P B	6400	0.152	60
175	1.6	32	C 40 O B	5450	0.073	150
175	2.0	32	C 40 P B	5450	0.098	150
175	3.0	32	C 40 P B	5450	0.147	50
200	1.0	32	C 60 N B	4800	0.066	100
200	1.6	32	C 60 P B	4800	0.105	100
200	2.0	32	C 40 P B	4800	0.129	50
200	3.0	32	C 40 Q B	4800	0.207	50
200	4.0	32	C 36 P B	4800	0.276	40
250	2.0	32	C 40 P B	3850	0.183	50
250	3.0	32	C 40 P B	3850	0.274	50
250	4.0	32	C 40 O B	3850	0.365	20
300	2.0	32	C 40 O B	3200	0.264	35
300	2.5	32	C 40 O B	3200	0.330	35
300	3.0	32	C 40 Q B	3200	0.397	25
300	4.0	32	C 40 O B	3200	0.529	20
400	4.0	32	C 24 P B	2400	1.104	15

Novelty!

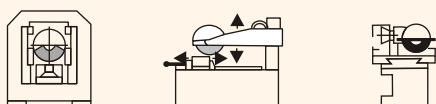
The plant receives the orders of wheels manufacturing with dimensions and characteristics not indicated in the given table.

STONE

Type 41



For high-performance cutting of natural and artificial stone, fire-brick.



50m/s

D, mm	T, mm	H, mm	Characteristic	Working speed, RPM	Weight, kg	
300	3.0	32	C 24 R BF	5100	0.426	25
300	3.2	32	C 24 R BF	5100	0.451	25
300	3.5	32	C 24 R BF	5100	0.496	25
300	4.0	32	C 24 R BF	5100	0.507	20
350	3.0	32	C 24 R BF	4400	0.577	25
350	3.5	32	C 24 R BF	4400	0.676	20
350	4.0	32	C 24 R BF	4400	0.772	20
355	3.0	32	C 24 R BF	4400	0.596	25
355	3.5	32	C 24 R BF	4400	0.695	20
355	4.0	32	C 24 R BF	4400	0.794	20
400	3.0	32	C 24 R BF	3850	0.756	20
400	3.5	32	C 24 R BF	3850	0.882	15
400	4.0	32	C 24 R BF	3850	1.008	15
500	4.5	32	C 24 R BF	3100	1.780	10
500	5.0	32	C 24 R BF	3100	1.978	10
610	7.0	76.2	C 24 R BF	2550	4.102	5
710	8.0	60	C 24 R BF	2150	7.300	5
900	8.0	100	C 24 R BF	1700	9.773	5
900	9.0	100	C 24 R BF	1700	10.995	5
1200	12.0	100	C 24 R BF	1270	25.874	5

Novelty!

Novelty!
Novelty!

Novelty!

Novelty!

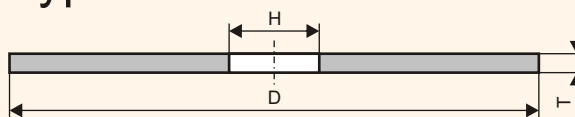
100m/s

D, mm	T, mm	H, mm	Characteristic	Working speed, RPM	Weight, kg	
350	4.0	32	C 24 R BF	5500	0.772	20
400	4.0	32	C 24 R BF	4800	1.028	15

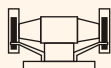
The plant receives the orders of wheels manufacturing with dimensions and characteristics not indicated in the given table.

WHEELS FOR SHARPENING OF THE SAWS

Type 1



Intended for teeth sharpening of belt and chain saws made of tool steels.

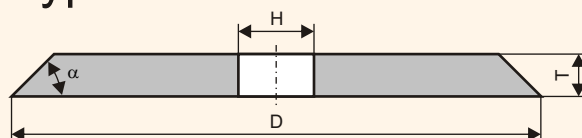


40 m/s

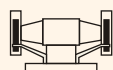
D, mm	T, mm	H, mm	Characteristic	Working speed, RPM	Weight, kg	
80	3.2	20	A 40 O B	9550	0.038	100
80	4.0	20	A 40 P B	9550	0.044	100
80	5.0	20	A 40 O B	9550	0.058	80
100	4.0	20	A 40 P B	7650	0.074	160
100	5.0	20	A 40 O B	7650	0.092	120
125	4.0	20; 32	A 90 O B	6150	0.107	160
125	5.0	32	A 90 Q B	6150	0.137	120
125	6.0	12.7	A 90 Q B	6150	0.174	80
125	6.0	32	A 40 P B	6150	0.168	80
125	8.0	32	A 90 P B	6150	0.215	64
150	4.0	32	A 90 P B	5100	0.160	60
150	5.0	32	A 60 P B	5100	0.198	60
150	6.0	32	A 90 R B	5100	0.242	40
150	6.0	32	A 40 P B	5100	0.247	40
150	8.0	32	A 90 O B	5100	0.323	40
175	4.0	32	A 60 O B	4360	0.235	50
175	5.0	32	A 40 O B	4360	0.272	50
175	6.0	32	A 40 P B	4360	0.334	40
175	8.0	32	A 90 O B	4360	0.446	30
200	6.0	32	A 40 P B	3850	0.439	20
200	8.0	32	A 60 P B	3850	0.586	20
200	10.0	32	A 60 P B	3850	0.732	16
200	13.0	32	A 40 P B	3850	0.923	12
250	6.0	32	A 60 O B	3100	0.672	20
250	6.0	76	A 40 P B	3100	0.626	20
250	8.0	32	A 60 N B	3100	0.905	14
250	10.0	32	A 90 O B	3100	1.115	12
300	6.0	76	A 60 O B	2550	0.920	15
300	6.0	127	A 40 P B	2550	0.760	15
300	8.0	76	A 40 P B	2550	1.227	9
300	10.0	127	A 90 P B	2550	1.388	9
300	13.0	76	A 60 O B	2550	1.994	7

The plant receives the orders of wheels manufacturing with dimensions and characteristics not indicated in the given table.

Type 3



Intended for teeth sharpening of rip- and disc saws of tool steels.



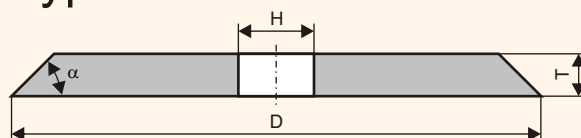
40m/s

D, mm	T, mm	H, mm	α , °	Characteristic	Working speed, RPM	Weight, kg	
80	8	20	20	A 40 O B	9550	0.063	90
80	10	20	30	A 40 P B	9550	0.080	72
80	13	20	35	A 40 O B	9550	0.100	54
100	8	20	15	A 40 P B	7650	0.108	80
100	8	20	20	A 40 P B	7650	0.108	80
125	6	12.7	45	A 60 P B	6150	0.164	80
125	6	32	45	A 60 P B	6150	0.150	80
125	8	32	10	A 40 P B	6150	0.137	64
150	3	32	45	A 60 O B	5100	0.114	100
150	4	32	45	A 60 O B	5100	0.149	60
150	5	32	45	A 60 O B	5100	0.184	60
150	6	32	45	A 90 P B	5100	0.233	60
150	8	32	10	A 40 O B	5100	0.220	36
150	8	32	45	A 40 Q B	5100	0.303	36
150	10	32	35	A 40 P B	5100	0.344	36
150	10	32	45	A 60 P B	5100	0.361	36
150	16	32	25	A 40 L B	5100	0.470	16
150	20	32	20	A 40 P B	5100	0.520	12
150	25	32	18	A 24 Q B	5100	0.561	12
175	6	32	45	A 60 P B	4360	0.313	20
175	8	32	45	A 40 P B	4360	0.413	30
175	10	32	10	A 60 O B	4360	0.351	24
175	10	32	45	A 60 P B	4360	0.505	24
200	6	32	45	A 60 N B	3850	0.414	24
200	8	32	45	A 90 P B	3850	0.559	20
200	8	32	45	A 40 O B	3850	0.550	20
200	10	32	10	A 90 M B	3850	0.501	16
200	10	32	45	A 40 P B	3850	0.671	16
200	13	32	10	A 40 O B	3850	0.588	12

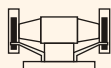
Novelty!

The plant receives the orders of wheels manufacturing with dimensions and characteristics not indicated in the given table.

Type 3



Intended for teeth sharpening of rip- and disc saws of tool steels.



40m/s

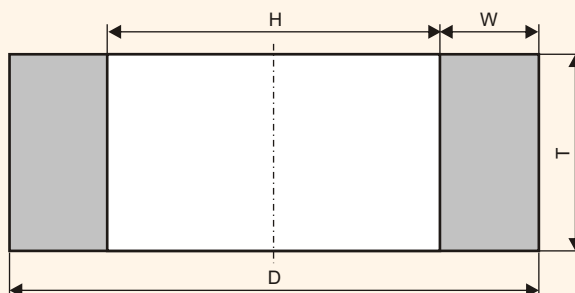
D, mm	T, mm	H, mm	$\alpha, ^\circ$	Characteristic	Working speed, RPM	Weight, kg	
250	6	32; 76	45	A 90 O B	3100	0.664	20
250	8	32; 76	45	A 60 P B	3100	0.882	16
250	8	32; 76	45	A 40 N B	3100	0.882	16
250	10	32; 76	45	A 60 O B	3100	1.110	12
250	10	32; 76	45	A 40 P B	3100	1.110	12
250	13	32; 76	45	A 40 O B	3100	1.348	8
250	13	32; 76	45	A 60 P B	3100	1.348	8
300	6	32; 76	45	A 60 O B	2550	0.920	15
300	6	32; 76	45	A 40 P B	2550	0.920	15
300	6	127	15	A 60 O B	2550	0.760	15
300	8	32; 76; 127	45	A 60 O B	2550	1.271	9
300	8	32; 76; 127	45	A 40 P B	2550	1.271	9
300	10	32	45	A 60 O B	2550	1.568	9
300	10	76	45	A 40 N B	2550	1.528	9
300	10	127	45	A 40 P B	2550	1.306	9
300	13	76	45	A 60 O B	2550	1.907	7
300	13	127	45	A 36 P B	2550	1.569	7
300	20	127	30	A 40 O B	2550	2.052	4

The plant receives the orders of wheels manufacturing with dimensions and characteristics not indicated in the given table.

WHEELS FOR GRINDING BY BUTT-ENDS

STEEL

Type 2



Intended for flat grinding by a butt-end of the wheel of the details and constructions made of different kinds of steels.

Characteristic	
Material	A; WA
Grit	F90-F20
Hardness	J-Q



32m/s

D, mm	T, mm	H, mm	W, mm	Working speed, RPM	Weight, kg	
200	75	125	37	3100	3.365	2
200	80	125	37	3100	3.590	2
200	90	153	23.5	3100	2.890	2
200	90	160	20	3100	2.260	2
200	100	150	25	3100	3.090	2
200	100	160	20	3100	2.615	2
250	100	200	25	2450	4.140	2
250	125	180	35	2450	6.930	2
250	125	200	25	2450	4.730	2
300	40	203	48	2050	3.390	2
350	125	280	35	1750	10.037	1
445	20	340	52.5	1400	9.002	2
450	125	300	75	1400	25.550	1
450	125	380	35	1400	13.370	1
500	100	400	50	1250	16.570	1
500	150	380	60	1250	29.160	1
600	100	480	60	1050	22.380	1
600	125	480	60	1050	29.496	1
600	150	480	60	1050	35.320	1

Novelty!

Novelty!

Novelty!

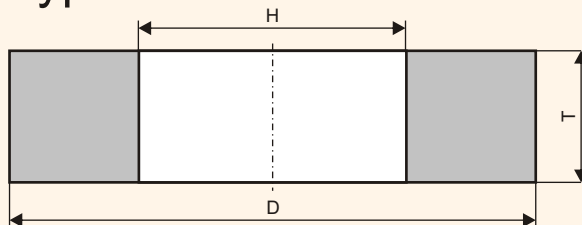
Novelty!

Novelty!

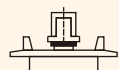
Novelty!

The plant receives the orders of wheels manufacturing with dimensions and characteristics not indicated in the given table.

Type 35



Intended for flat grinding by a butt-end of the wheel of the details and constructions made of different kinds of steels.



40m/s

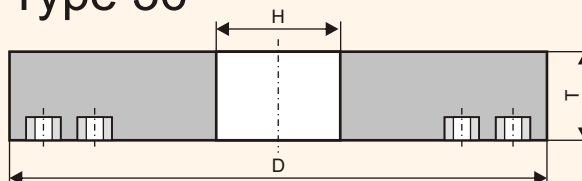
Characteristic	
Material	A; WA
Grit	F60-F16
Hardness	J-Q

D, mm	T, mm	H, mm	Working speed, RPM	Weight, kg	
450	20	203	1700	6.280	2
450	80	203	1700	25.240	1
500	100	305	1550	21.680	1
600	80	305	1300	41.747	1
600	150	305	1300	78.280	1
750	80	305	1050	75.180	1
750	100	305	1050	93.980	1
900	100	305	850	140.144	1; 2

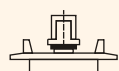
Novelty!
Novelty!

The plant receives the orders of wheels manufacturing with dimensions and characteristics not indicated in the given table.

Type 36



Intended for flat grinding by a butt-end of the wheel of the details and constructions made of different kinds of steels.



32m/s

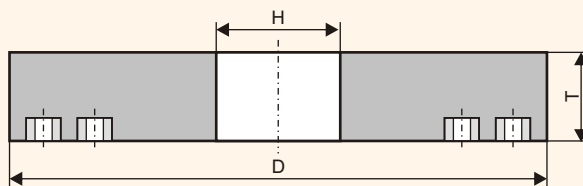
Characteristic	
Material	A; WA
Grit	F400-F16
Hardness	I-T

D, mm	T, mm	H, mm	Working speed, RPM	Weight, kg	
455	75	105	1340	28.100	1
585	60	203	1070	32.200	1
600	65	310	1050	30.000	1
600	75	250	1050	44.150	1
600	75	305	1050	34.500	1
610	80	85	1050	57.916	1
750	50	50	820	45.360	1
750	63	350	820	54.830	1
750	70	25	820	66.000	1
900	65	230	680	97.090	1
1000	70	450	615	95.220	1

The plant receives the orders of wheels manufacturing with dimensions and characteristics not indicated in the given table.

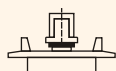
STEEL

Type 36



Intended for flat grinding by a butt-end of the wheel of the details and constructions made of different kinds of steels.

Characteristic	
Материал	A; WA
Зернистость	F400-F16
Твердость	J-T



35m/s

D, mm	T, mm	H, mm	Working speed, RPM	Weight, kg	
125	60	50	5350	1.518	8
450	50	150	1480	13.350	1
600	75	305	1110	34.500	1
750	70	25	890	66.000	1
750	75	305	890	58.630	1
762	70	406	870	48.560	1

40m/s

D, mm	T, mm	H, mm	Working speed, RPM	Weight, kg	
150	73	56	5100	2.840	4

45m/s

D, mm	T, mm	H, mm	Working speed, RPM	Weight, kg	
450	63	200	1910	18.210	1

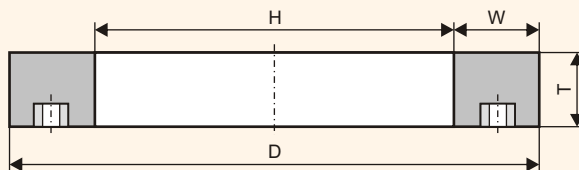
50m/s

D, mm	T, mm	H, mm	Working speed, RPM	Weight, kg	
150	63	51	6400	2.600	4
150	73	56	6400	2.570	4

The plant receives the orders of wheels manufacturing with dimensions and characteristics not indicated in the given table.

STEEL

Type 37



Intended for flat grinding by a butt-end of the wheel of the details and constructions made of different kinds of steels.

Characteristic	
Material	A; WA
Grit	F150-F36
Hardness	L-P



32m/s

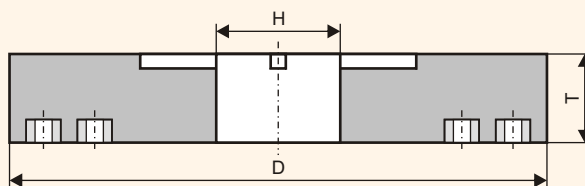
D, mm	T, mm	H, mm	W, mm	Working speed, RPM	Weight, kg	
300	50	203	48.5	2050	4.330	1

Novelty!

The plant receives the orders of wheels manufacturing with dimensions and characteristics not indicated in the given table.

STEEL

Type 40



Intended for flat grinding by a butt-end of the wheel of the details and constructions made of different kinds of steels.

Characteristic	
Material	A; WA
Grit	F90-F40
Hardness	I-P



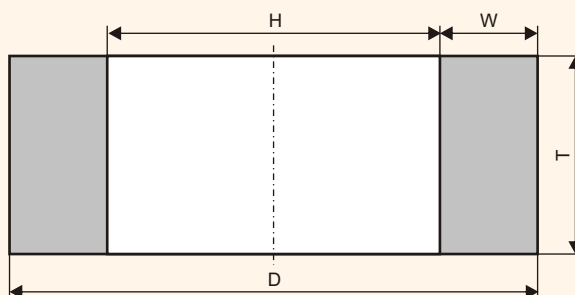
32m/s

D, mm	T, mm	H, mm	Working speed, RPM	Weight, kg	
750	70	25	820	65.200	1

The plant receives the orders of wheels manufacturing with dimensions and characteristics not indicated in the given table.

STONE

Type 2



Intended for flat grinding by a butt-end of the wheel of the details and constructions made of cast iron, non-ferrous metals and mineral materials.

Characteristic	
Material	C; GC
Grit	F180-F12
Hardness	H-Q



32m/s

D, mm	T, mm	H, mm	W, mm	Working speed, RPM	Weight, kg	
200	80	125	37	3100	3.510	2
250	100	200	25	2450	3.260	2
250	125	200	25	2290	4.120	2
350	125	280	35	1750	9.320	1
400	60	280	60	1550	9.320	1
450	125	380	35	1400	13.110	1
500	100	400	50	1250	15.980	1
500	150	380	60	1250	28.600	1
600	100	480	60	1050	22.890	1

Novelty!

40m/s

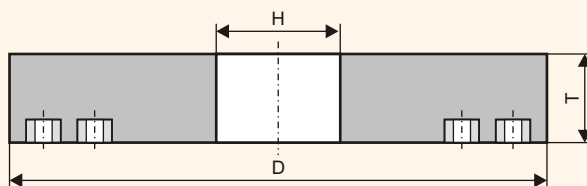
D, mm	T, mm	H, mm	W, mm	Working speed, RPM	Weight, kg	
250	75	150	50	3100	5.230	2
250	125	200	25	3100	5.070	2
400	60	280	60	1950	9.320	1
600	125	480	60	1300	29.500	1

Novelty!

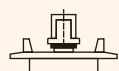
The plant receives the orders of wheels manufacturing with dimensions and characteristics not indicated in the given table.

STONE

Type 36



Intended for flat grinding by a butt-end of the wheel of the details and constructions made of cast iron, non-ferrous metals and mineral materials.



Characteristic	
Material	C; GC
Grit	F360-F16
Hardness	J-Q

32m/s

D, mm	T, mm	H, mm	Working speed, RPM	Weight, kg	
450	50	150	1400	14.650	1
720	55	320	850	26.970	1
750	50	50	820	44.700	1
750	70	25	820	63.950	1
900	65	230	680	74.200	1
1000	70	450	615	88.500	1

35m/s

D, mm	T, mm	H, mm	Working speed, RPM	Weight, kg	
125	60	50; M8	5350	1.520	8
450	50	150	1500	13.350	1
450	63	305	1500	10.900	1
660	60	220	1010	33.300	1
750	40	350	895	25.850	1
750	45	350	895	30.500	1
750	60	38	895	45.750	1

Novelty!

40m/s

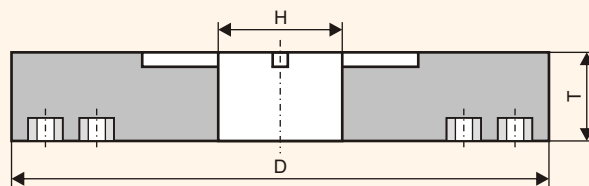
D, mm	T, mm	H, mm	Working speed, RPM	Weight, kg	
127	51	16; M16	6020	1.563	8

The plant receives the orders of wheels manufacturing with dimensions and characteristics not indicated in the given table.



STONE

Type 40



Intended for flat grinding by a butt-end of the wheel of the details and constructions made of cast iron, non-ferrous metals and mineral materials.




32m/s

	Characteristic
Material	C; GC
Grit	F60-F40
Hardness	J-N

D, mm	T, mm	H, mm	Working speed, RPM	Weight, kg	
750	70	25	820	62.200	1

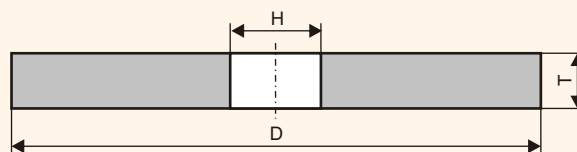
The plant receives the orders of wheels manufacturing with dimensions and characteristics not indicated in the given table.



POLISHING WHEELS

STEEL

Type 1



Intended for finishing processing of surfaces of the details made of different kinds of steels.



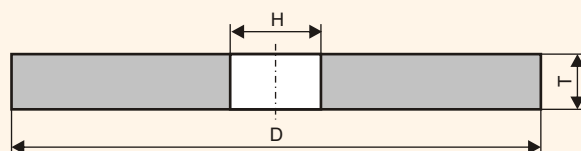
32m/s

D, mm	T, mm	H, mm	Characteristic	Working speed, RPM	Weight, kg	
80	40	20	A 400 J B4	7650	0.290	8
100	20	20	A 400 J B4	6150	0.230	32
125	20	32	A 400 J B4	4900	0.358	24
150	20	32	A 400 J B4	4100	0.519	16
150	25	32	A 400 J B4	4100	0.657	12
200	20	32; 76	A 400 J B4	3100	0.942	8
200	25	32; 76	A 400 J B4	3100	1.178	6
250	25	32; 76	A 400 J B4	2450	1.737	4
250	40	32; 76	A 400 J B4	2450	2.972	2
300	20	76; 127	A 400 J B4	2050	2.063	4
300	40	76; 127	A 400 J B4	2050	4.072	2
300	50	76; 127	A 400 J B4	2050	5.090	1
350	40	127; 203	A 400 J B4	1750	5.143	2
350	50	203	A 400 J B4	1750	4.013	2
350	80	127	A 400 J B4	1750	10.421	1
400	40	127; 203	A 400 J B4	1550	6.956	2
400	50	203	A 400 J B4	1550	7.179	1
400	100	203	A 400 J B4	1550	14.358	1
400	125	203	A 400 J B4	1550	18.184	1
450	63	203	A 400 J B4	1400	12.444	1
500	20	305	A 400 J B4	1250	3.845	2
500	25	305	A 400 J B4	1250	4.749	2
500	32	305	A 400 J B4	1250	6.150	2
500	40	305	A 400 J B4	1250	7.689	2
500	50	305	A 400 J B4	1250	9.487	1
500	75	305	A 400 J B4	1250	14.230	1
500	100	305	A 400 J B4	1250	18.970	1
500	125	305	A 400 J B4	1250	23.717	1

The plant receives the orders of wheels manufacturing with dimensions and characteristics not indicated in the given table.

STEEL

Type 1



Intended for finishing processing of surfaces of the details made of different kinds of steels.



32m/s

D, mm	T, mm	H, mm	Characteristic	Working speed, RPM	Weight, kg	
600	28	305	A 400 J B4	1050	9.035	1
600	30	305	A 400 J B4	1050	9.680	1
600	50	305	A 400 J B4	1050	16.130	1
600	63	305	A 400 J B4	1050	20.330	1
600	80	305	A 400 J B4	1050	25.815	1
600	100	305	A 400 J B4	1050	32.270	1
750	80	305	A 400 J B4	820	45.990	1
900	80	305	A 400 J B4	680	69.330	1

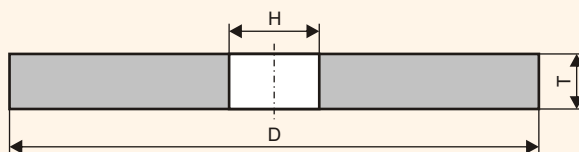
The plant receives the orders of wheels manufacturing with dimensions and characteristics not indicated in the given table.



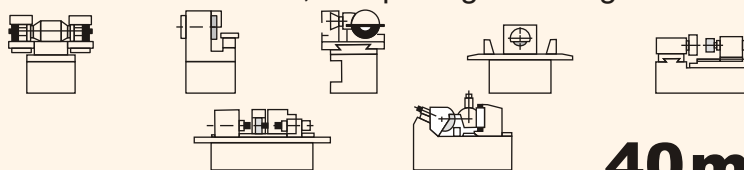
GRINDING AND SNAGGING WHEELS

STEEL

Type 1



Intended for all types of grinding and snagging operations the details and constructions made of different kinds of steels, sharpening of cutting tools.



Characteristic	
Material	A; WA
Grit	F100-F12
Hardness	I-T

40m/s

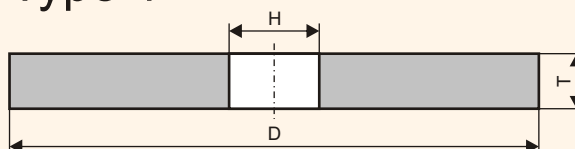
D, mm	T, mm	H, mm	Working speed, RPM	Weight, kg	
20	20	6	38200	0.014	100
32	25	10	23900	0.045	100
40	20	20	19100	0.048	100
40	25	20	19100	0.059	100
50	5	6	15300	0.023	60
50	10	6; 8	15300	0.045	200
50	25	20	15300	0.105	75
50	40	16	15300	0.180	50
60	20	20	12730	0.117	50
63	10	20	12150	0.070	100
63	20	20	12150	0.131	50
63	32	20	12150	0.208	30
80	3.2	20	9550	0.037	100
80	4	20	9550	0.044	100
80	5	20	9550	0.058	80
80	10	20	9550	0.109	40
80	20	20	9550	0.218	20
80	100	20	9550	1.174	4
100	4	20	7650	0.074	160
100	5	20	7650	0.092	120
100	10	20	7650	0.175	64
100	13	20	7650	0.240	48
100	20	20	7650	0.353	32
100	25	20	7650	0.470	24
100	40	32	7650	0.700	16
100	50	32	7650	0.850	16
100	100	20	7650	1.903	8

Novelty!

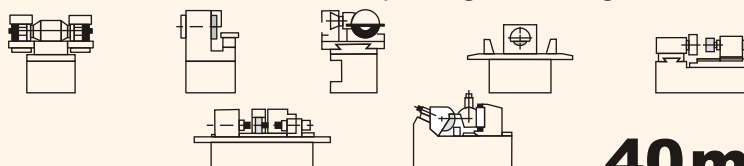
The plant receives the orders of wheels manufacturing with dimensions and characteristics not indicated in the given table.

STEEL

Type 1



Intended for all types of grinding and snagging operations the details and constructions made of different kinds of steels, sharpening of cutting tools.



40m/s

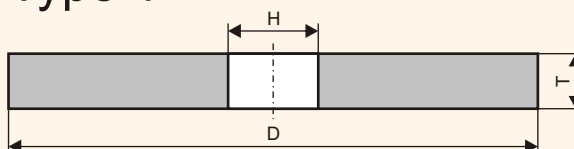
Characteristic	
Material	A; WA
Grit	F100-F12
Hardness	I-T

D, mm	T, mm	H, mm	Working speed, RPM	Weight, kg	
125	5	32	6150	0.139	120
125	6	12.7; 32	6150	0.178	80
125	8	32	6150	0.219	64
125	10	32	6150	0.274	64
125	16	32	6150	0.425	32
125	20	32	6150	0.586	24
125	25	32	6150	0.695	16
125	32	32	6150	0.990	16
125	90	50	6150	2.360	8
150	4	32	5100	0.170	60
150	5	32	5100	0.204	60
150	6	32	5100	0.245	40
150	8	32	5100	0.327	40
150	10	32	5100	0.435	32
150	16	32	5100	0.690	20
150	20	32	5100	0.877	16
150	25	32	5100	0.988	12
150	32	32	5100	1.379	8
150	100	32	5100	3.994	4
175	6	32	4360	0.334	40
175	8	32	4360	0.445	30
175	10	32	4360	0.556	24
175	13	32	4360	0.634	20
175	16	32	4360	0.780	20
175	20	32	4360	1.089	12
175	25	32	4360	1.347	10
175	32	32	4360	1.747	8
200	6	32	3850	0.430	20
200	8	32	3850	0.586	20
200	10	32	3850	0.732	16

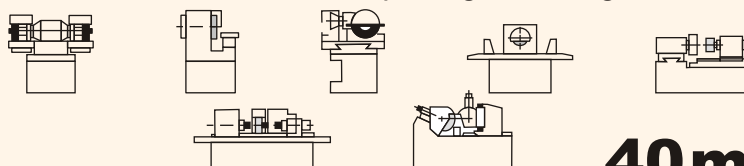
The plant receives the orders of wheels manufacturing with dimensions and characteristics not indicated in the given table.

STEEL

Type 1



Intended for all types of grinding and snagging operations the details and constructions made of different kinds of steels, sharpening of cutting tools.



40m/s

Characteristic	
Material	A; WA
Grit	F100-F12
Hardness	I-T

D, mm	T, mm	H, mm	Working speed, RPM	Weight, kg	
200	13	32	3850	0.932	12
200	16	32	3850	1.148	10
200	20	32	3850	1.434	8
200	25	32; 76	3850	1.955	6
200	32	32; 76	3850	2.546	4
200	40	76	3850	2.747	4
200	63	76	3850	4.326	2
200	70	32	3850	5.570	2
200	80	32	3850	5.738	2
200	100	76	3850	6.298	1
230	38	100	3350	2.968	4
230	40	76; 100	3350	3.158	4
250	6	32; 76	3100	0.679	20
250	8	32; 76	3100	0.905	14
250	10	32; 76	3100	1.155	12
250	13	32; 76	3100	1.455	4
250	16	32; 76	3100	1.848	8
250	20	32; 76	3100	2.239	6
250	25	32; 76	3100	2.798	4
250	32	32; 76	3100	3.620	4
250	40	32; 76	3100	4.935	2
250	50	32; 76	3100	6.170	2
250	63	76	3100	7.160	2
250	100	76; 127	3100	10.438	2
255	13	60	3000	1.454	5
300	6	32; 76; 127	2550	0.920	15
300	8	32; 76; 127	2550	1.296	9
300	10	32; 76; 127	2550	1.620	9
300	13	76; 127	2550	1.994	7
300	16	127	2550	2.175	6

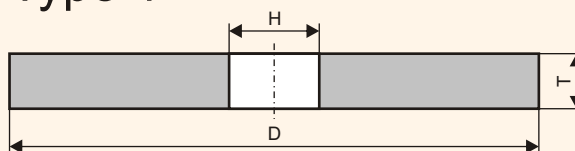
Novelty!

Novelty!

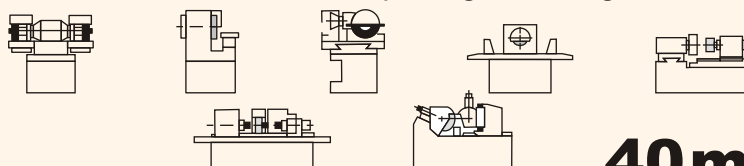
The plant receives the orders of wheels manufacturing with dimensions and characteristics not indicated in the given table.

STEEL

Type 1



Intended for all types of grinding and snagging operations the details and constructions made of different kinds of steels, sharpening of cutting tools.



40m/s

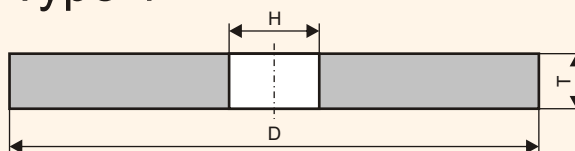
Characteristic	
Material	A; WA
Grit	F100-F12
Hardness	I-T

D, mm	T, mm	H, mm	Working speed, RPM	Weight, kg	
300	20	32; 76	2550	3.007	4
300	25	32; 76	2550	3.830	3
300	32	32; 76; 127	2550	5.502	2
300	40	76; 127	2550	6.878	2
300	150	127	2550	20.819	1
300	160	127	2550	22.207	1
350	20	127	2200	4.269	4
350	25	203	2200	3.700	3
350	32	203	2200	4.736	3
350	40	76; 127; 203	2200	9.532	2
350	50	127; 203	2200	9.684	2
350	100	203	2200	16.313	1
350	125	203	2200	19.092	1
350	150	127; 203	2200	23.212	1
400	10	203	1950	2.089	6
400	20	127	1950	5.774	3
400	32	127	1950	9.239	3
400	40	127; 203	1950	11.749	2
400	50	127; 203	1950	13.237	1
400	63	203	1950	15.018	1
400	80	127; 203	1950	19.070	1
400	100	203	1950	23.840	1
450	16	203	1700	5.430	2
450	20	203	1700	6.790	2
450	40	127; 203	1700	13.574	1
450	50	203	1700	16.183	1
450	63	203	1700	18.698	1
450	80	203	1700	23.494	1
500	32	203	1550	13.408	2
500	40	203	1550	16.760	2

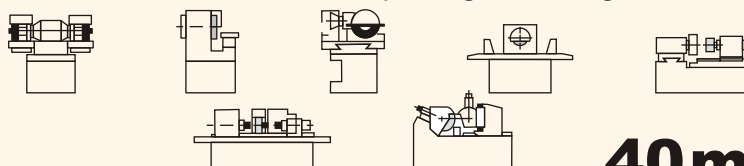
The plant receives the orders of wheels manufacturing with dimensions and characteristics not indicated in the given table.

STEEL

Type 1



Intended for all types of grinding and snagging operations the details and constructions made of different kinds of steels, sharpening of cutting tools.



Characteristic	
Material	A; WA
Grit	F100-F12
Hardness	I-T

40m/s

D, mm	T, mm	H, mm	Working speed, RPM	Weight, kg	
500	50	203	1550	20.949	1
500	63	203; 305	1550	26.855	1
500	80	203; 305	1550	33.519	1
500	100	203; 305	1550	30.163	1
500	125	305	1550	36.107	1
500	150	305	1550	48.272	1
500	200	305	1550	64.363	1
600	40	305	1300	21.430	1
600	50	305	1300	26.787	1
600	63	203; 305	1300	40.618	1
600	75	203; 305	1300	40.181	1
600	80	203; 305	1300	42.860	1
600	100	305	1300	53.574	1
600	125	305	1300	60.760	1
600	150	305	1300	69.812	1
600	200	305	1300	98.250	1
650	67	305	1170	43.320	1
750	63	305	1050	58.440	1
750	75	305	1050	70.658	1
750	80	305	1050	75.368	1
750	100	305	1050	85.481	1
900	80	305	850	115.101	1
900	100	305	850	143.877	1

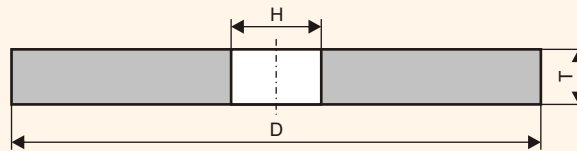
Novelty!

The plant receives the orders of wheels manufacturing with dimensions and characteristics not indicated in the given table.

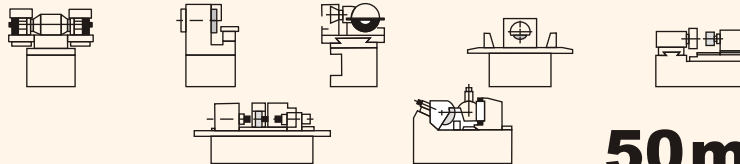


STEEL

Type 1



Intended for all types of grinding and snagging operations the details and constructions made of different kinds of steels, sharpening of cutting tools.



Characteristic	
Material	A; WA
Grit	F100-F12
Hardness	I-T

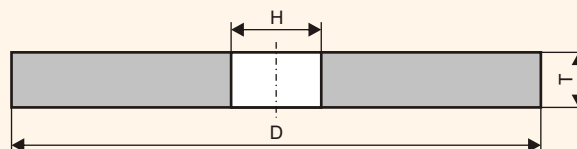
50 m/s

D, mm	T, mm	H, mm	Working speed, RPM	Weight, kg	Box
50	10	6; 8	19100	0.045	200
63	8	20	15200	0.054	120
63	20	20	15200	0.143	50
80	20	20	12000	0.241	20
100	20	20	9550	0.385	32
125	6	12.7; 32	7650	0.178	80
125	25	32	7650	0.733	16
150	20	32	6400	0.840	16
150	25	32	6400	1.077	12
250	10	32	3850	1.131	12
250	63	76	3850	7.160	2
260	25	120	3670	2.614	2
300	10	127	3200	1.385	9
300	25	76	3200	4.313	3
300	32	76	3200	5.517	3
300	40	76; 127	3200	6.965	2
300	50	76	3200	8.538	2
350	40	76; 127	2750	9.457	2
400	40	127; 203	2400	11.674	2
400	50	127; 150; 203	2400	14.561	1
400	63	203	2400	15.333	1
400	80	127	2400	23.298	1
450	40	203	2150	13.072	1
450	50	203	2150	16.498	1
450	63	203	2150	20.706	1
450	80	203	2150	26.293	1

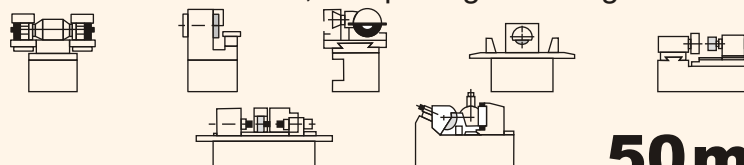
The plant receives the orders of wheels manufacturing with dimensions and characteristics not indicated in the given table.

STEEL

Type 1



Intended for all types of grinding and snagging operations the details and constructions made of different kinds of steels, sharpening of cutting tools.



Characteristic	
Material	A; WA
Grit	F150-F12
Hardness	K-S

50 m/s

D, mm	T, mm	H, mm	Working speed, RPM	Weight, kg	
500	25	203	1950	10.790	2
500	32	203	1950	13.723	2
500	40	203	1950	15.521	2
500	50	203	1950	21.628	1
500	63	203; 305	1950	27.170	1
500	75	305	1950	24.072	1
500	80	203; 305	1950	34.149	1
500	100	203; 305	1950	42.528	1
500	125	305	1950	40.269	1
600	40	305	1600	21.876	1
600	50	305	1600	27.234	1
600	63	203; 305	1600	37.665	1
600	75	203; 305	1600	40.627	1
600	80	203; 305	1600	51.808	1
600	125	305	1600	80.950	1
750	80	305	1300	67.095	1
900	100	305	1100	131.438	1

Novelty!

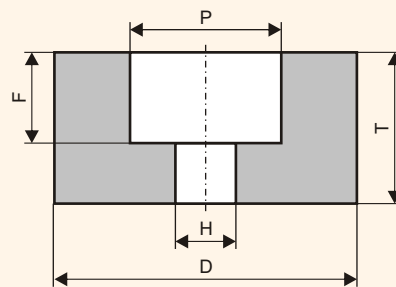
Novelty!

Novelty!
Novelty!

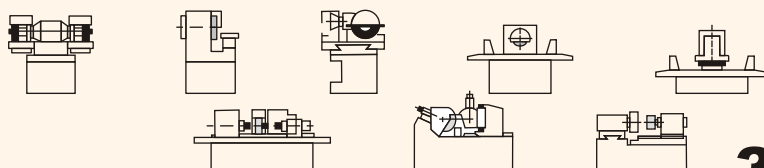
The plant receives the orders of wheels manufacturing with dimensions and characteristics not indicated in the given table.

STEEL

Type 5



Intended for all types of grinding and snagging operations the details and constructions made of different kinds of steels, sharpening of cutting tools.



Characteristic	
Material	A; WA
Grit	F24-F16
Hardness	O-R

32m/s

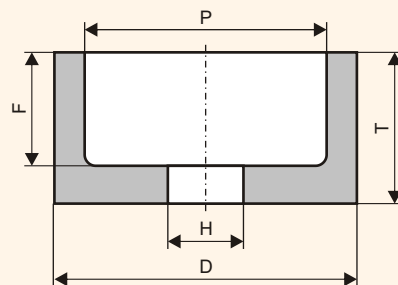
D, mm	T, mm	H, mm	P, mm	F, mm	Working speed, RPM	Weight, kg	
100	50	20	50	30	6150	0.850	16
125	50	32	65	30	4900	1.240	8
130	63	32	54	45	4700	1.650	4
200	32	76	125	16	3100	1.660	4
250	32	76	125	16	2450	3.390	4

The plant receives the orders of wheels manufacturing with dimensions and characteristics not indicated in the given table.



STEEL

Type 6



Intended for flat, round outer and inner grinding operations the details and constructions made of different kinds of steels, sharpening of cutting tools.

Characteristic	
Material	A; WA
Grit	F120-F24
Hardness	H-Q



32m/s

D, mm	T, mm	H, mm	P, mm	F, mm	Working speed, RPM	Weight, kg	
80	40	20	60; 68	32	7650	0.230	8
100	50	20	80	40	6150	0.436	16
110	100	51	90	86	5200	0.861	4
125	63	32	100	50	4900	0.924	8
150	50	32	130	38	4100	0.923	8
150	63	65	100	38	4100	1.693	4
150	80	32	125	65	4100	1.300	4
170	115	127	138	95	3500	2.124	2
180	100	25.4	120	75	3400	3.895	1
200	63	32	165	50	3100	2.248	2
200	63	51	165	27	3100	2.210	2
200	80	32	170	65	3100	2.373	2
200	80	76	170	65	3100	2.423	2
250	100	76	125	75	2450	9.330	1
250	100	150	200	75	2450	5.274	2
250	115	127	200	85	2450	5.887	1
325	115	203	280	90	1880	6.960	1
330	115	203	270	85	1850	9.072	1
485	115	280	425	85	1260	16.654	1

Novelty!
Novelty!

Novelty!
Novelty!

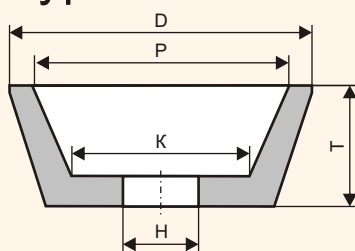
Novelty!

Novelty!
Novelty!

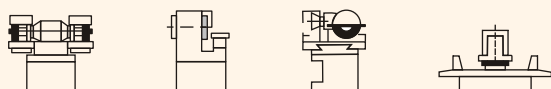
The plant receives the orders of wheels manufacturing with dimensions and characteristics not indicated in the given table.

STEEL

Type 11



Intended for flat grinding the details and constructions made of different kinds of steels, for spline grinding, sharpening of cutting tools.



Characteristic	
Material	A; WA
Grit	F180-F16
Hardness	H-Q

32m/s

D, mm	T, mm	H, mm	P, mm	K, mm	Working speed, RPM	Weight, kg	
80	32	20	65	45	7650	0.157	12
100	40	20	84	60	6150	0.270	16
110	55	22.23	70	48	5550	0.810	12
125	50	22.23	88	56	4900	0.868	12
125	50	32	100	70	4900	0.634	12
125	50	32	88	56	4900	0.890	12
150	50	32	130	97	4100	0.796	12

40m/s

Novelty!

D, mm	T, mm	H, mm	P, mm	K, mm	Working speed, RPM	Weight, kg	
125	50	M14	75	55	6150	1.019	12
125	50	M16	75	30	6150	1.080	12
125	50	32	88	56	6150	0.868	12
125	50	32	100	70	6150	0.634	12

50m/s

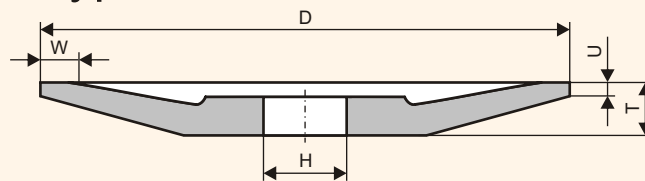
Novelty!

D, mm	T, mm	H, mm	P, mm	K, mm	Working speed, RPM	Weight, kg	
125	50	M14	75	55	7650	1.019	12
125	50	32	100	70	7650	0.868	12
125	50	32	88	56	7650	0.634	12
150	50	32	130	97	6400	0.817	12

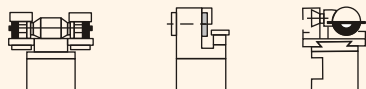
The plant receives the orders of wheels manufacturing with dimensions and characteristics not indicated in the given table.

STEEL

Type 12



Intended for sharpening of cutting tools made of instrumental steels, recessing the details made of different kinds of steels.



Characteristic	
Material	A; WA
Grit	F90-F40
Hardness	K-O

32m/s

D, mm	T, mm	H, mm	W, mm	U, mm	Working speed, RPM	Weight, kg	
80	8	13	4	2	7650	0.039	90
100	10	20	6	2	6150	0.053	80
150	16	32	8	4	4100	0.280	10

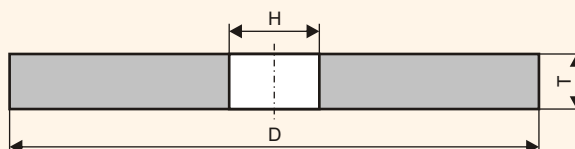
Novelty!

The plant receives the orders of wheels manufacturing with dimensions and characteristics not indicated in the given table.

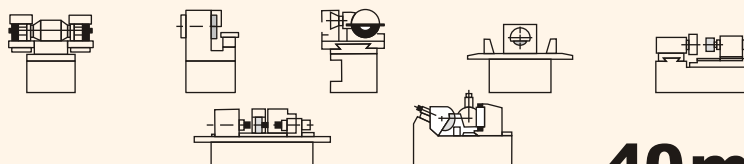


STONE

Type 1



Intended for all types of grinding and snagging operations the details and constructions made of cast iron, heat-resistant steels, solid alloys, non-ferrous metals and mineral materials.



40m/s

Characteristic	
Материал	C; GC
Зернистость	F180-F16
Твердость	H-S

D, mm	T, mm	H, mm	Working speed, RPM	Weight, kg	
63	20	20	12150	0.126	50
80	20	20	9550	0.220	20
80	100	20	9550	1.116	4
100	10	20	7650	0.180	64
100	20	20	7650	0.357	32
125	20	32	6150	0.543	24
125	25	32	6150	0.679	16
125	32	32	6150	0.869	16
125	50	32	6150	1.358	8
125	90	50	6150	1.914	8
150	6	32	5100	0.212	40
150	8	32	5100	0.283	40
150	10	32	5100	0.353	32
150	16	32	5100	0.566	20
150	20	32	5100	0.760	16
150	25	32	5100	0.950	12
150	32	32	5100	1.278	8
150	50	32	5100	1.940	8
150	90	50	5100	2.847	4
150	100	32; 51	5100	3.994	4
175	13	32	4360	0.634	20
175	20	32	4360	0.975	12
175	25	32	4360	1.219	10
175	32	32	4360	1.561	8
200	10	32	3850	0.642	16
200	16	32	3850	1.027	10
200	20	32; 76	3850	1.380	8

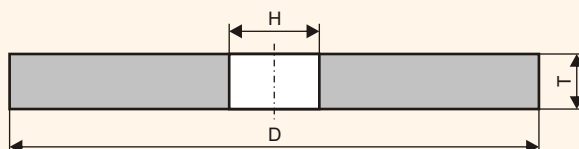
Novelty!

Novelty!

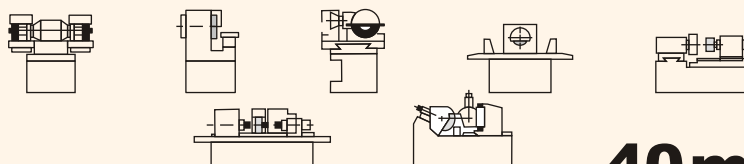
The plant receives the orders of wheels manufacturing with dimensions and characteristics not indicated in the given table.

STONE

Type 1



Intended for all types of grinding and snagging operations the details and constructions made of cast iron, heat-resistant steels, solid alloys, non-ferrous metals and mineral materials.



Characteristic	
Material	C; GC
Grit	F180-F16
Hardness	H-S

40m/s

D, mm	T, mm	H, mm	Working speed, RPM	Weight, kg	
200	25	32	3850	1.605	6
200	32	32	3850	2.054	4
200	40	76	3850	2.546	4
200	63	76	3850	3.552	2
250	6	32	3100	0.686	20
250	8	32	3100	0.914	14
250	10	32	3100	1.143	12
250	20	32; 76	3100	2.170	6
250	25	32	3100	2.858	4
250	32	32	3100	3.470	4
250	40	32; 76	3100	4.220	2
250	50	32; 76	3100	5.716	2
250	63	76	3100	6.646	2
250	100	76	3100	9.345	2
300	8	127	2550	1.040	9
300	20	32	2550	3.115	4
300	25	32	2550	3.930	3
300	32	76	2550	4.420	3
300	40	76; 127	2550	5.524	2
350	32	76; 127	2200	5.608	3
350	40	76; 127	2200	7.692	2
400	40	127; 203	1950	10.702	2
400	50	203	1950	11.046	1
450	40	127	1700	13.605	2
450	50	127; 203	1700	15.352	1
450	63	203	1700	18.897	1
450	80	203	1700	21.258	1

Novelty!

Novelty!

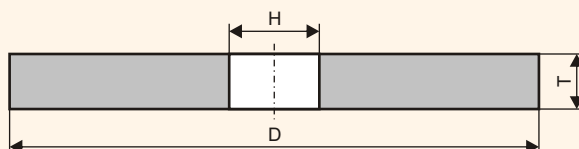
Novelty!

Novelty!

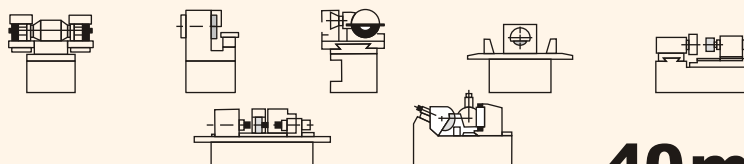
The plant receives the orders of wheels manufacturing with dimensions and characteristics not indicated in the given table.

STONE

Type 1



Intended for all types of grinding and snagging operations the details and constructions made of cast iron, heat-resistant steels, solid alloys, non-ferrous metals and mineral materials.



Characteristic	
Material	C; GC
Grit	F180-F16
Hardness	H-S

40m/s

D, mm	T, mm	H, mm	Working speed, RPM	Weight, kg	
500	50	203	1550	17.514	1
500	63	203; 305	1550	23.950	1
500	80	203; 305	1550	30.412	1
500	100	203; 305	1550	34.400	1
500	125	305	1550	36.970	1
600	40	203; 305	1300	19.860	1
600	50	203; 305	1300	29.643	1
600	63	203; 305	1300	36.260	1
600	75	305	1300	36.150	1
600	80	203; 305	1300	46.060	1
600	100	305	1300	50.300	1
600	150	305	1300	75.450	1
600	200	305	1300	100.600	1
650	67	305	1200	32.365	1
750	63	305	1050	49.500	1
750	80	305	1050	67.810	1

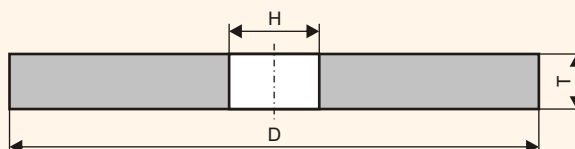
Novelty!
Novelty!

Novelty!

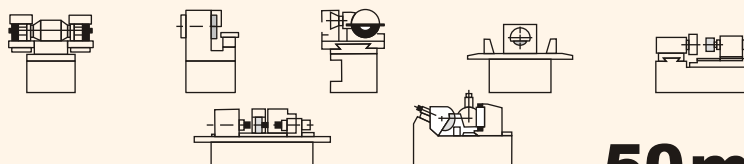
The plant receives the orders of wheels manufacturing with dimensions and characteristics not indicated in the given table.

STONE

Type 1



Intended for all types of grinding and snagging operations the details and constructions made of cast iron, heat-resistant steels, solid alloys, non-ferrous metals and mineral materials.



Characteristic	
Material	C; GC
Grit	F180-F16
Hardness	H-S

50m/s

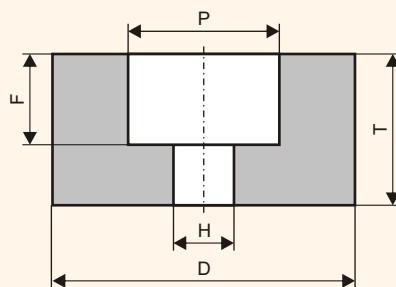
D, mm	T, mm	H, mm	Working speed, RPM	Weight, kg	
150	10	32	6400	0.354	32
150	25	32	6400	0.885	12
300	40	76	3200	5.950	2
350	40	127	2750	8.040	2
400	40	127	2400	9.090	2
400	50	203	2400	11.361	1
450	40	127	2150	13.989	1
450	63	203	2150	22.030	1
500	50	203	1950	17.514	1
500	63	203; 305	1950	24.777	1
500	100	203; 305	1950	26.331	1
600	63	203; 305	1600	37.665	1
600	75	305	1600	38.070	1
600	80	305	1600	40.613	1
900	80	305	1100	93.840	1
900	100	305	1100	127.866	1

Novelty!
Novelty!
Novelty!
Novelty!

The plant receives the orders of wheels manufacturing with dimensions and characteristics not indicated in the given table.

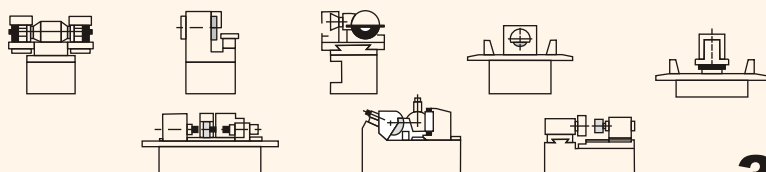
STONE

Type 5



Intended for all types of grinding and snagging operations the details and constructions made of cast iron, heat-resistant steels, solid alloys, non-ferrous metals and mineral materials.

Characteristic	
Material	C; GC
Grit	F120-F12
Hardness	K-R



32m/s

D, mm	T, mm	H, mm	P, mm	F, mm	Working speed, RPM	Weight, kg	
32	32	10	16	20	19100	0.053	50
100	50	20	50	30	6150	0.800	16
120	60	20	55	45	5100	1.384	8
125	50	32	65	30	4900	1.174	8
130	63	32	54	45	4700	1.540	4

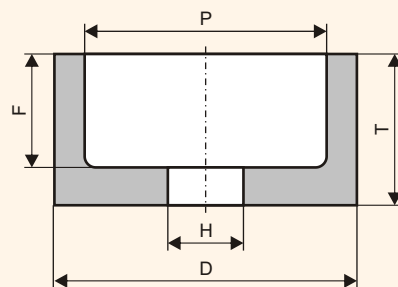
Novelty!

The plant receives the orders of wheels manufacturing with dimensions and characteristics not indicated in the given table.



STONE

Type 6



Intended for operations of flat round outer and inner grinding the details and constructions made of cast iron, heat-resistant steels, solid alloys, non-ferrous metals and mineral materials.

Characteristic	
Material	C; GC
Grit	F90-F16
Hardness	J-Q



32m/s

D, mm	T, mm	H, mm	P, mm	F, mm	Working speed, RPM	Weight, kg	
100	50	20	80	40	6150	0.363	16
125	63	32	100	50	4900	0.862	8
150	50	32	130	38	4100	0.800	8
150	63	65	100	38	4100	1.402	4
200	63	32	165	50	3100	2.070	2
200	80	76	170	65	3100	2.230	2
250	100	150	200	75	2450	4.916	1

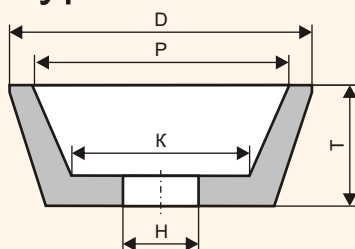
Novelty!
Novelty!
Novelty!

The plant receives the orders of wheels manufacturing with dimensions and characteristics not indicated in the given table.



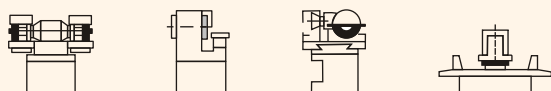
STONE

Type 11



Intended for flat grinding and spline grinding the details and constructions made of cast iron, heat-resistant steels, non-ferrous metals and mineral materials, for hard alloy tools sharpening.

Characteristic	
Material	C; GC
Grit	F180-F16
Hardness	I-Q



32m/s

D, mm	T, mm	H, mm	P, mm	K, mm	Working speed, RPM	Weight, kg	
100	40	20	84	60	6150	0.260	16
110	55	22.23	70	48	5550	0.750	12
125	50	22.23	88	56	4900	0.760	12
125	50	32	100	70	4900	0.570	12
125	50	32	88	56	4900	0.786	12
150	50	32	130	97	4100	0.740	12

40m/s

D, mm	T, mm	H, mm	P, mm	K, mm	Working speed, RPM	Weight, kg	
110	55	22.23	70	48	6940	0.739	12
125	50	M14; M16	75	30	6150	0.949	12
125	50	32	88	56	6150	0.786	12

50m/s

D, mm	T, mm	H, mm	P, mm	K, mm	Working speed, RPM	Weight, kg	
110	55	22.23	70	48	8680	0.739	12
125	50	22.23	88	56	7650	0.786	12

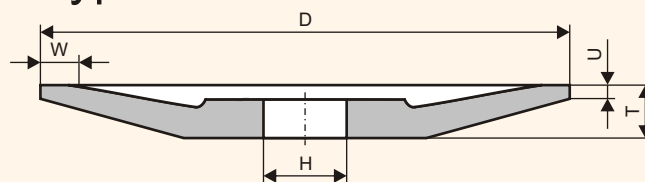
Novelty!

Novelty!

The plant receives the orders of wheels manufacturing with dimensions and characteristics not indicated in the given table.

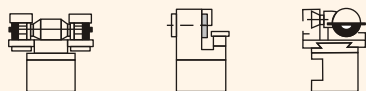
STONE

Type 12



Intended for sharpening of cutting tools equipped with hard-alloy, for recessing the details made of cast iron, non-ferrous metals and mineral materials.

Characteristic	
Material	C; GC
Grit	F180-F36
Hardness	I-N



32m/s

D, mm	T, mm	H, mm	W, mm	U, mm	Working speed, RPM	Weight, kg	
80	8	13	4	2	7650	0.030	90
100	10	20	6	2	6150	0.048	80
125	13	32	6	3	4900	0.106	80
150	16	32	8	4	4100	0.233	10

The plant receives the orders of wheels manufacturing with dimensions and characteristics not indicated in the given table.

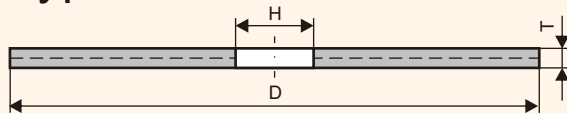


TOOLS FOR PROCESSING RAILWAY RAILS

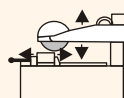
Cut-off Wheels

STEEL

Type 41



For high-performance cutting of thermo-strengthened rails on fixed machines with power-operated feed.



80m/s

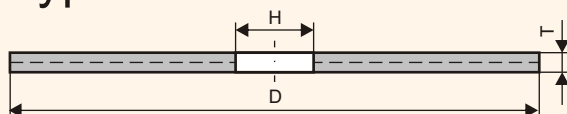
D, mm	T, mm	H, mm	Characteristic	Working speed, RPM	Weight, kg	
300	3.0	32	A 24 Q BF	5100	0.458	25
300	4.0	32	A 24 Q BF	5100	0.610	20
350	3.5	32	A 24 Q BF	4400	0.729	20
350	4.0	32	A 24 Q BF	4400	0.833	20
400	4.0	32	A 24 Q BF	3850	1.090	15
500	4.0	32	A 24 Q BF	3100	1.746	10
500	4.5	32	A 24 Q BF	3100	1.960	10
500	5.0	32	A 24 Q BF	3100	2.182	10
900	9.0	100	A 24 S BF	1700	13.750	5;10;20
1200	12.0	100	A 24 S BF	1270	32.050	5;10;20

Novelty!
Novelty!

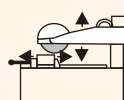
The plant receives the orders of wheels manufacturing with dimensions and characteristics not indicated in the given table.

STONE

Type 41



For high-performance cutting of ferroconcrete sleepers on fixed machines with power-operated feed.



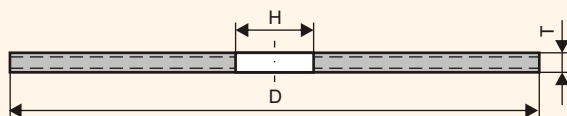
80m/s

D, mm	T, mm	H, mm	Characteristic	Working speed, RPM	Weight, kg	
610	7.0	76.2	C 24 R BF	2550	4.162	5
710	8.0	60	C 24 R BF	2150	7.300	5

The plant receives the orders of wheels manufacturing with dimensions and characteristics not indicated in the given table.

STEEL

Type 41



For high-performance cutting of thermo-strengthened rails for hand machines with electric motor or gasoline motor and for fixed machines with hand-feed.



80m/s

D, mm	T, mm	H, mm	Characteristic	Working speed, RPM	Weight, kg	
300	3.0	22.23; 25.4; 32	A 24 Q BF	5100	0.458	25
300	4.0	22.23; 25.4; 32	A 24 Q BF	5100	0.610	20
350	3.2	22.23; 25.4; 32	A 24 Q BF	4400	0.667	25
350	3.5	22.23; 25.4; 32	A 24 Q BF	4400	0.729	20
350	4.0	22.23; 25.4; 32	A 24 Q BF	4400	0.833	20
355	3.0	22.23; 25.4; 32	A 24 Q BF	4400	0.645	25
355	3.5	22.23; 25.4; 32	A 24 Q BF	4400	0.752	20
355	4.0	22.23; 25.4; 32	A 24 Q BF	4400	0.850	20
400	3.0	22.23; 25.4; 32	A 24 Q BF	3850	0.818	20
400	3.2	22.23; 25.4; 32	A 24 Q BF	3850	0.872	20
400	3.5	22.23; 25.4; 32	A 24 Q BF	3850	0.954	15
400	4.0	22.23; 25.4; 32	A 24 Q BF	3850	1.090	15
500	5.0	32	A 24 Q BF	3100	2.182	10

Novelty!

100m/s

D, mm	T, mm	H, mm	Characteristic	Working speed, RPM	Weight, kg	
300	3.0	22.23; 25.4; 32	A 24 R BF	6400	0.515	25
300	3.2	22.23; 25.4; 32	A 24 R BF	6400	0.519	25
300	3.5	22.23; 25.4; 32	A 24 R BF	6400	0.564	25
300	4.0	22.23; 25.4; 32	A 24 R BF	6400	0.645	25
350	3.2	22.23; 25.4; 32	A 24 R BF	5500	0.704	25
350	3.5	22.23; 25.4; 32	A 24 R BF	5500	0.770	20
350	4.0	22.23; 25.4; 32	A 24 R BF	5500	0.819	20
355	4.0	22.23; 25.4; 32	A 24 R BF	5500	0.842	20
355	4.0	22.23; 25.4; 32	A 30 R BF	5500	0.842	20
400	4.0	22.23; 25.4; 32	A 24 R BF	4800	1.068	15

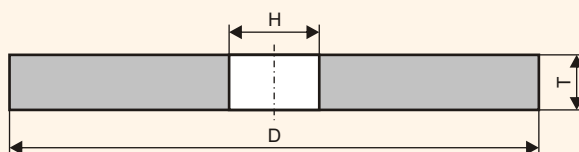
Novelty!

The plant receives the orders of wheels manufacturing with dimensions and characteristics not indicated in the given table.

Grinding Wheels

STEEL

Type 1



For high-performance processing of rails.

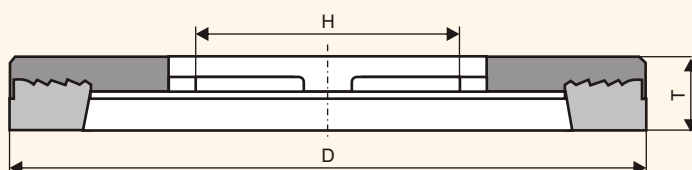
40m/s

D, mm	T, mm	H, mm	Characteristic	Working speed, RPM	Weight, kg	
125	20	32	A 24 Q B	6150	0.586	24
125	25	32	A 24 Q B	6150	0.733	16
150	25	32	A 24 Q B	5100	1.138	12
150	32	32	A 24 Q B	5100	1.457	8
200	20	32	A 40 P B	3850	1.652	8
200	25	32	A 24 O B	3850	1.870	6
200	32	32	A 24 Q B	3850	2.450	4
250	16	32	A 24 P B	3100	2.085	8
250	32	32	A 24 Q B	3100	4.170	4
300	32	76	A 20 Q B	2550	4.463	3
300	40	76	A 16 Q B	2550	6.610	2
400	40	127	A 24 Q B	1950	11.548	2

The plant receives the orders of wheels manufacturing with dimensions and characteristics not indicated in the given table.

STEEL

Type 2



For equipping of rail-grinding trains RR 16 "SPENO" at processing of switches.

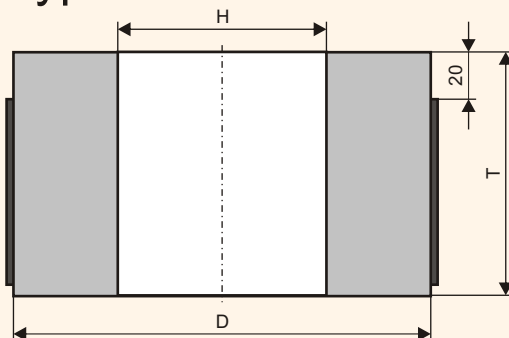
50m/s

D, mm	T, mm	H, mm	Characteristic	Working speed, RPM	Weight, kg	
260	30	110	ZK 20 T B	3670	2.809	2

The plant receives the orders of wheels manufacturing with dimensions and characteristics not indicated in the given table.

STEEL

Type 2



For equipping of rail-grinding trains RR 16 "SPENO", RR 48 "SPENO" and RShP-48 "Kalugareputmash" at processing of thermo-strengthened rails.

45 m/s

D, mm	T, mm	H, mm	Characteristic	Working speed, RPM	Weight, kg	
180	105	90	ZK 20 T BF	4770	6.146	2

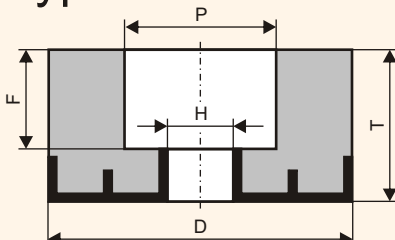
50 m/s

D, mm	T, mm	H, mm	Characteristic	Working speed, RPM	Weight, kg	
250	75	150	ZK 16 T BF	3850	7.698	2

The plant receives the orders of wheels manufacturing with dimensions and characteristics not indicated in the given table.

STEEL

Type 5



For high-performance processing of thermo-strengthened rails.

50 m/s

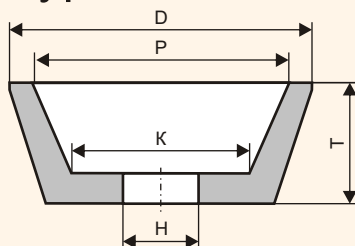
D, mm	T, mm	H, mm	P, mm	F, mm	Characteristic	Working speed, RPM	Weight, kg	
150	55	M20	70	37	ZK 16 Q B	6400	2.626	4

The plant receives the orders of wheels manufacturing with dimensions and characteristics not indicated in the given table.



STEEL

Type 11



For high-performance grinding and smoothing of details and constructions made of different types of steel.



32m/s

D, mm	T, mm	H, mm	P, mm	K, mm	Characteristic	Working speed, RPM	Weight, kg	
125	50	22.23	88	56	A 20 Q B	4900	0.868	12
125	50	32	88	56	A 40 P B	4900	0.828	12

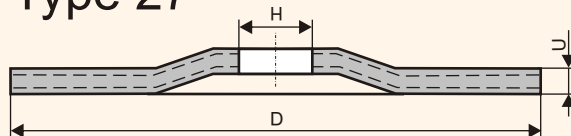
40m/s

D, mm	T, mm	H, mm	P, mm	K, mm	Characteristic	Working speed, RPM	Weight, kg	
110	55	22.23	70	48	A 20 Q B	6950	0.798	12
125	50	M14	75	55	A 16 Q B	6150	1.019	12

The plant receives the orders of wheels manufacturing with dimensions and characteristics not indicated in the given table.

STEEL

Type 27



For processing of rail web.



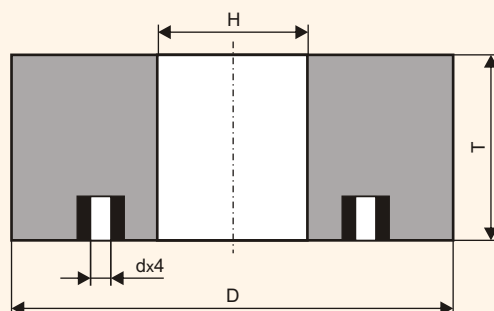
80m/s

D, mm	U, mm	H, mm	Characteristic	Working speed, RPM	Weight, kg	
230	6	22.23	A 24 R BF	6650	0.581	20
230	8	22.23	A 24 R BF	6650	0.774	16
230	10	22.23	A 24 R BF	6650	0.968	14

The plant receives the orders of wheels manufacturing with dimensions and characteristics not indicated in the given table.

STEEL

Type 36



For equipping of rail-grinding machines SChR and SChR-A “Kalugareputmash” at processing of street railway tracks.

40m/s

D, mm	T, mm	H, mm	d	Characteristic	Working speed, RPM	Weight, kg	
150	73	56	M6; M8	A 36 Q B	5100	2.811	4

50m/s

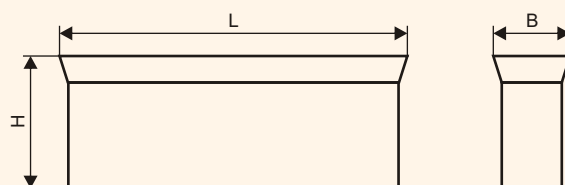
D, mm	T, mm	H, mm	d	Characteristic	Working speed, RPM	Weight, kg	
150	63	51	M6	A 36 P B	6400	2.630	4
150	63	51	M8	A 36 P B	6400	2.630	4
150	73	56	M8	A 16 Q B	6400	2.908	4

The plant receives the orders of wheels manufacturing with dimensions and characteristics not indicated in the given table.

Segments

STEEL

Type 9S



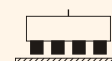
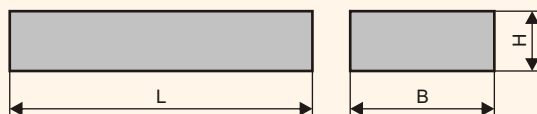
For equipping of rail-grinding trains RShP-112 at processing of thermo-strengthened rails.

B, mm	H, mm	L, mm	Characteristic	Weight, kg	
86	150	394	A 16 Q B	10.507	48

The plant receives the orders of wheels manufacturing with dimensions and characteristics not indicated in the given table.

SEGMENTS

STEEL Type SP



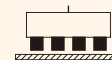
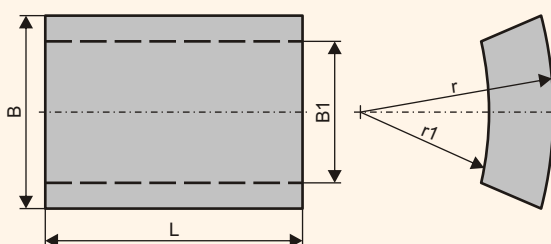
Intended for flat grinding the details and constructions made of different types of steels.

Characteristic	
Material	A; WA
Grit	F60-F24
Hardness	I-Q

B, mm	H, mm	L, mm	Weight, kg	
60	25	125	0.427	12
80	25	160	0.711	10
90	36	150	1.079	8
100	40	200	1.777	6
120	36	150	1.439	6

The plant receives the orders of segments manufacturing with dimensions and characteristics not indicated in the given table.

STEEL Type 1S



Intended for flat grinding the details and constructions made of different types of steels.

Characteristic	
Material	A
Grit	F90-F36
Hardness	J-Q

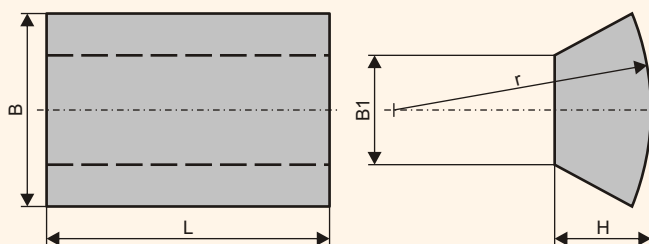
B, mm	B1, mm	L, mm	r, mm	r1, mm	Weight, kg	
150	110	200	300	250	3240	2

The plant receives the orders of segments manufacturing with dimensions and characteristics not indicated in the given table.



STEEL

Type 3S



Intended for flat grinding the details and constructions made of different types of steels.



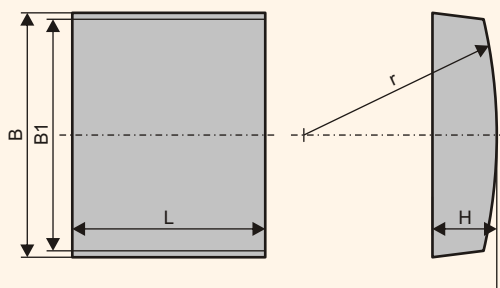
Characteristic	
Material	A
Grit	F40-F16
Hardness	M-P

B , mm	H , mm	L , mm	$B1$, mm	r , mm	Weight, kg	
150	75	220	85	200	3.962	2
380	240	100	210	500	16.411	1

The plant receives the orders of segments manufacturing with dimensions and characteristics not indicated in the given table.

STEEL

Type 4S



Intended for flat grinding the details and constructions made of different types of steels.



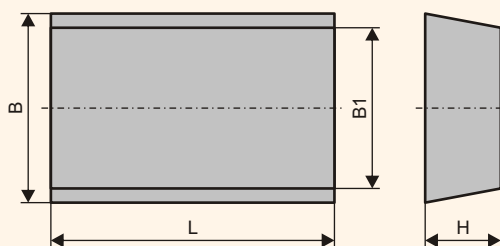
Characteristic	
Material	A
Grit	F40-F24
Hardness	K-Q

B , mm	H , mm	L , mm	$B1$, mm	r , mm	Weight, kg	
100	40	150	80	220	1.220	2
190	50	150	180	400	2.983	2

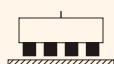
The plant receives the orders of segments manufacturing with dimensions and characteristics not indicated in the given table.

STEEL

Type 5S



Intended for flat grinding the details and constructions made of different types of steels.



Characteristic	
Material	A; WA
Grit	F120-F16
Hardness	J-Q

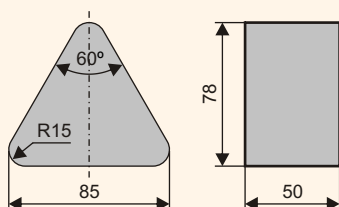
B, mm	H, mm	L, mm	B1, mm	Weight, kg	
60	16	125	50	0.250	24
60	20	125	46	0.306	24
70	25	150	64	0.546	12
100	40	150	85	1.238	8

Novelty!

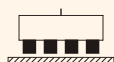
The plant receives the orders of segments manufacturing with dimensions and characteristics not indicated in the given table.

STEEL

Type 6S



Intended for flat grinding the details and constructions made of different types of steels.



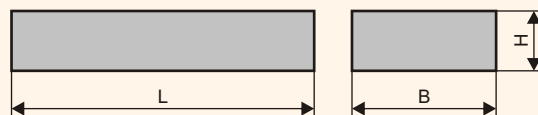
Characteristic	
Material	A
Grit	F90-F16
Hardness	K-Q
Weight, kg	0.510
	18

The plant receives the orders of segments manufacturing with dimensions and characteristics not indicated in the given table.

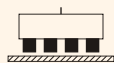


STONE

Type SP



Intended for flat grinding the details and constructions made of cast iron, non-ferrous metals and mineral materials.



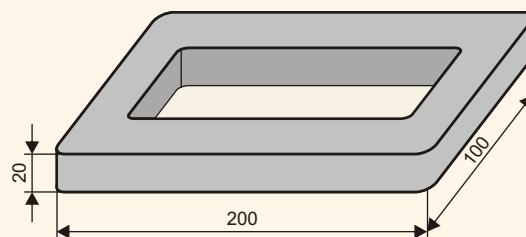
Characteristic	
Material	C
Grit	F120-F24
Hardness	J-P

B, mm	H, mm	L, mm	Weight, kg	
80	25	160	0.640	10
90	36	150	1.010	10

The plant receives the orders of segments manufacturing with dimensions and characteristics not indicated in the given table.

STONE

Type SP - item 3



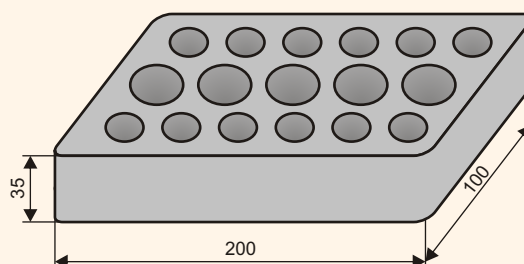
Intended for hand processing of concrete surfaces, artificial and natural stone.

Characteristic	
Material	C
Grit	F16
Weight, kg	0.600
	14

According to the wish of Customer can be completed with plastic handle.
The plant receives the orders of segments manufacturing with dimensions and characteristics not indicated in the given table.

STONE

Type SP - item 5



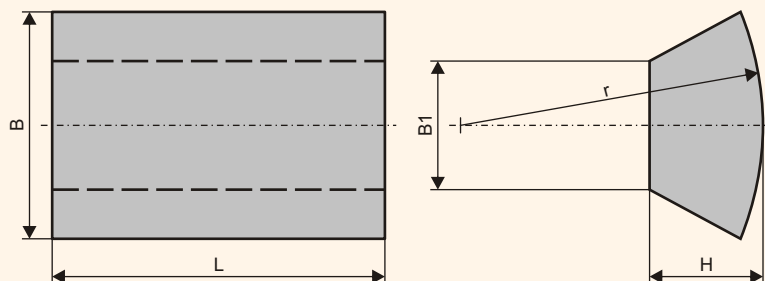
Intended for hand processing of concrete surfaces, artificial and natural stone. Manufacturing of segments with the handle is possible.

	Characteristic
Material	C
Grit	F40-F16
Hardness	K-M
Weight, kg	0.965
	16

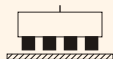
According to the wish of Customer can be completed with plastic handle. The plant receives the orders of segments manufacturing with dimensions and characteristics not indicated in the given table.

STONE

Type 3S



Intended for flat grinding the details and constructions made of cast iron, non-ferrous metals and mineral materials.



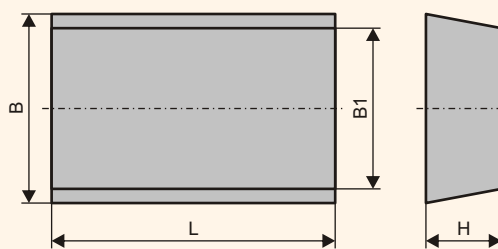
	Characteristic
Material	C
Grit	F40
Hardness	K-M

B, mm	H, mm	L, mm	B1, mm	r, mm	Weight, kg	
150	75	220	85	200	3.960	2

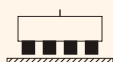
The plant receives the orders of segments manufacturing with dimensions and characteristics not indicated in the given table.

STONE

Type 5S



Intended for flat grinding the details and constructions made of cast iron, non-ferrous metals and mineral materials.



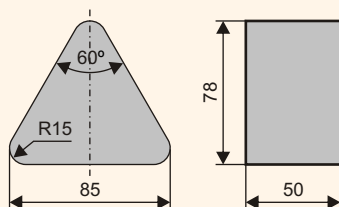
Characteristic	
Material	C
Grit	F120-F16
Hardness	J-P

B, mm	H, mm	L, mm	B1, mm	Weight, kg	
100	40	150	85	1.280	8

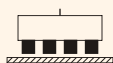
The plant receives the orders of segments manufacturing with dimensions and characteristics not indicated in the given table.

STONE

Type 6S



Intended for high-performance grinding of concrete and marble floors.



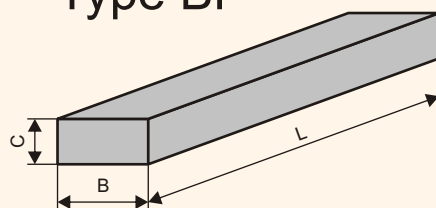
Characteristic	
Material	C
Grit	F90-F16
Hardness	K-Q
Weight, kg	0.480
	18

The plant receives the orders of segments manufacturing with dimensions and characteristics not indicated in the given table.

GRINDING STONES

STEEL

Type BP



Intended for flat and round outer grinding, honing the details made of different types of steels, sharpening and setting of cutting tools.

Characteristic	
Material	A; WA
Grit	F220-F40
Hardness	J-Q

B, mm	C, mm	L, mm	Weight, kg	
11	9	100	0.022	200
11	9	150	0.036	200
15	14	150	0.068	100
20	10	100	0.047	200
40	20	100	0.190	50
40	20	200	0.390	25
50	35	100	0.333	24
80	25	150	0.681	16
80	25	200	0.888	16

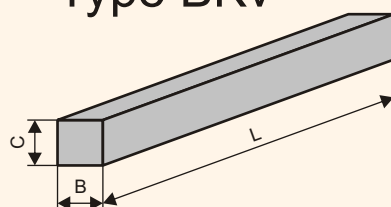
Novelty!

Novelty!
Novelty!

The plant receives the orders of grinding stones manufacturing with dimensions and characteristics not indicated in the given table.

STEEL

Type BKv



Intended for flat and round outer grinding, honing the details made of different types of steels, sharpening and setting of cutting tools.

Characteristic	
Material	A; WA
Grit	F220-F40
Hardness	J-T

B, mm	C, mm	L, mm	Weight, kg	
8	8	100	0.015	250
10	10	100	0.020	210
10	10	150	0.033	210
13	13	150	0.060	100
16	16	150	0.095	100
20	20	200	0.200	50
40	40	72	0.230	50
40	40	80	0.250	50
40	40	100	0.270	25

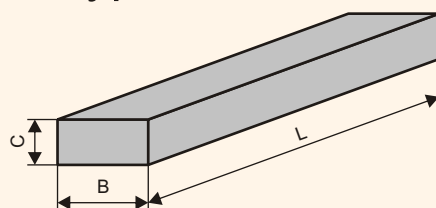
Novelty!

Novelty!

The plant receives the orders of grinding stones manufacturing with dimensions and characteristics not indicated in the given table.

STONE

Type BP



Intended for flat, round outer grinding, honing the details made of cast iron, non-ferrous metals, sharpening and setting of solid-alloy cutting tools.

Characteristic	
Material	C; GC
Grit	F220-F40
Hardness	K-P

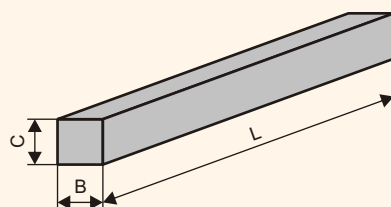
B, mm	C, mm	L, mm	Weight, kg	
15	14	150	0.060	100
32	20	200	0.255	30
40	20	200	0.280	25
50	25	150	0.430	20
50	25	200	0.570	16
80	25	200	0.750	16

Novelty!

The plant receives the orders of grinding stones manufacturing with dimensions and characteristics not indicated in the given table.

STONE

Type BKv



Intended for flat, round outer grinding, honing the details made of cast iron, non-ferrous metals, sharpening and setting of solid-alloy cutting tools.

Characteristic	
Material	C; GC
Grit	F220-F16
Hardness	J-Q

B, mm	C, mm	L, mm	Weight, kg	
13	13	125	0.044	100
13	13	150	0.050	100
16	16	150	0.077	100
40	40	100	0.320	25
40	40	200	0.624	25
50	50	200	1.100	8

The plant receives the orders of grinding stones manufacturing with dimensions and characteristics not indicated in the given table.