

**PNA**  
MIG/MAG SERIES



**Welding Tools for the Professional**

## A Smart Approach

Parker Torchology is shaped by people with vision, a passion for improvement and a belief in delivering the very best Welding and Cutting Torch Range in the World.

We expect a great deal from our products, so we ask a lot of ourselves and our engineers.

Our mantra: **Innovation, Technology, Performance.**



## DNA

Design and Engineering excellence are at the core of everything we do.

Every torch we build is driven by our relentless pursuit of perfection.

## Premium Features

At Parker Torchology we do things differently, we strive to solve your problems with the perfect product to suit your needs. We create smart product features encased in cutting-edge design to ensure you always have the best tools to hand.





## Production


A fusion of precision production engineering, our bespoke processing techniques and a fanatical attention to detail ensures every welding torch we produce is worthy of the Parker Torchology name.

## Testing, Testing, Testing

It takes patience to develop a new product, it's a lot more than a great idea.

Product development is an iterative process, trying something over and over, changing one small variable at a time.

We build endless prototypes and test pieces that undergo months of rigorous testing. Only once a product has passed up to 88 different test procedures, with every single part tested separately do we consider our latest designs ready for market.






## Partners

Our customers and business partners play a vital role in our development. With the core aim to strive together, we work with end users, distributors and academic institutions alike.

As a result we share fundamental values in order to succeed in our respective market places, supporting economic growth and collaborative opportunities with others.



## A Bright Future

Technology doesn't stand still, which is why we are constantly innovating to bring you the best products on the market.

Our strong vision and focused innovation strategy, not to mention our passion to revolutionize the industry, ensure that Parker Torchology is a byword for excellence.

**We Talk Torches**

## Contents

PNA Mig/Mag Torch Range Features Focus	6
PNA Mig/Mag Torch Range Overview and Ratings	7

---

### Torch Range

#### Air-Cooled

<b>PNA Mig/Mag PN 200A</b>	8
<b>PNA Mig/Mag PN 350A</b>	9
<b>PNA Mig/Mag PN 500A</b>	10

---

### Wear Parts

Nozzles	11
Contact Tips	11
Liners	12

---

<b>Rear-End Spare Parts</b>	13
-----------------------------	----

# PNA Mig/Mag Torch Range

## Air-Cooled Features Focus

**Air-Cooled**

A range of Mig torches up to 500A in CO<sub>2</sub> and equipped with Asian standard wear parts.

## Welding Tools for the Professional



100% Panasonic® Compatibility Guaranteed

### Quality Wear Parts

All wear parts are manufactured to the same specification as the original manufacturer ensuring reliability, longevity and superior performance

- The correct specification of raw material type, surface finish, tensile strength and the coiling technology utilized to form the liner are all essential elements in achieving the correct manufacture of a liner
- High performance swan necks for superior performance

### Superior Flexibility and Durability

Every detail has been considered to ensure the welder has the very best handling in all positions

- Improved balance and positionability with the addition of a knuckle joint which enables small movements of the handle and neck independently of the cable assembly
- Cable sets offer the ultimate in heat and abrasion resistance, fused by an electron beam process that maximizes flexibility and enhances durability



### Tough and Resilient

Glass filled polymers are used to produce tough and resilient handle sets and rear end housings.

- Euro bodies utilize industry standard (thanks to us!) spring pins
- A broad selection of optional rear-end terminations ensure worldwide compatibility

## The Smart Way To Buy Welding and Cutting Tools

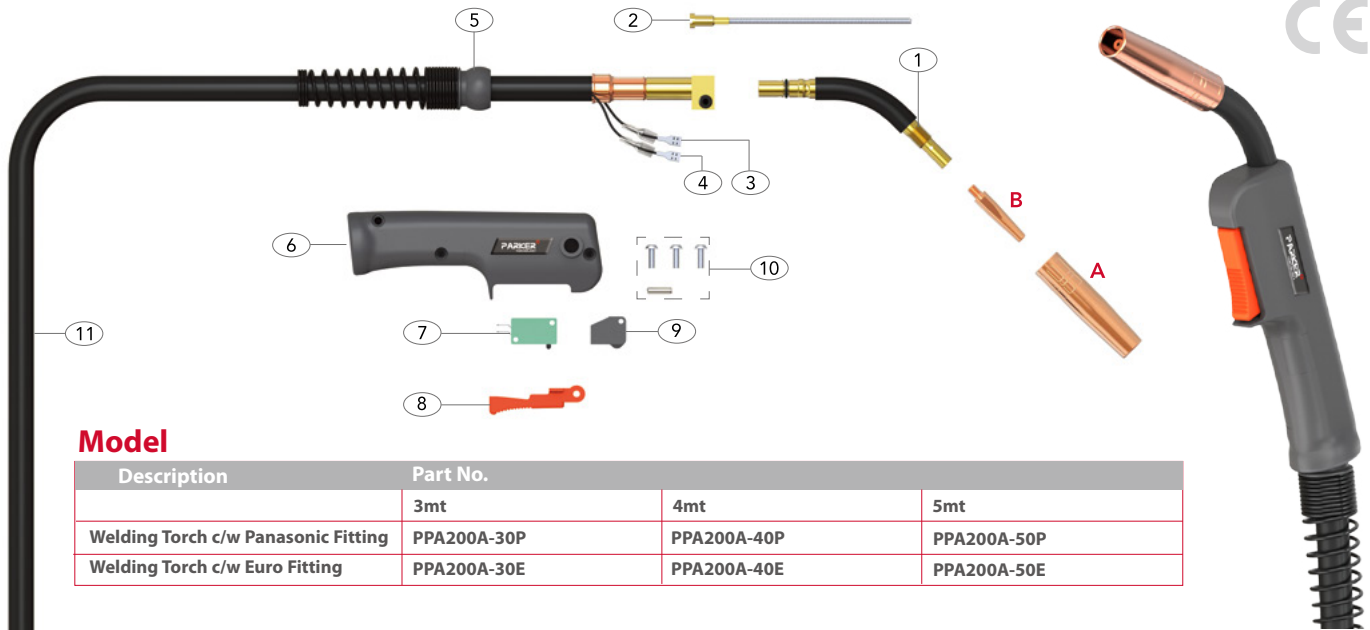


# PNA Mig/Mag Torch Range

Ratings: 160 Amp to 350 Amp, Mixed Gas



Model	PN 200A	PN 350A	PN 500A	
<b>Technical Data</b>				
Cooling Method	Air-Cooled	Air-Cooled	Air-Cooled	
Rating: CO <sub>2</sub>	200A	350A	500A	
Rating: Mixed Gas	160A	300A	350A	
Duty Cycle	60%	60%	60%	
Wire Size	0.8-1.2	1.0-1.4	1.2-1.6	
<b>Order Codes</b>				
	<b>3mt</b>	PPA200A-30 P/E	PPA350A-30 P/E	PPA500A-30 P/E
	<b>4mt</b>	PPA200A-40 P/E	PPA350A-40 P/E	PPA500A-40 P/E
	<b>5mt</b>	PPA200A-50 P/E	PPA350A-50 P/E	PPA500A-50 P/E



**Model**

Description	Part No.		
	3mt	4mt	5mt
Welding Torch c/w Panasonic Fitting	PPA200A-30P	PPA200A-40P	PPA200A-50P
Welding Torch c/w Euro Fitting	PPA200A-30E	PPA200A-40E	PPA200A-50E

**Wear Parts**

**A Nozzles**

Part No.	Description	Bore	Wall	Material
* PPA2029	Nozzle Self Insulated	12.8	1.50mm	Copper

**B Contact Tips**

Part No.	Description	Material	Wire Size	
			mm	Inch
* PJ45/0.8	Contact Tip	CuCrZr	0.8	0.030
PJ45/1.0	Contact Tip	CuCrZr	1.0	0.040
PJ45/1.2	Contact Tip	CuCrZr	1.2	0.045
PCJ45/0.8	Contact Tip	Ecu	0.8	0.030
PCJ45/1.0	Contact Tip	Ecu	1.0	0.040
PCJ45/1.2	Contact Tip	Ecu	1.2	0.045


**C Liners**

Part No.	Description	Length	Wire Size
		mm	
* PPA2035-30	Steel Liner x 3mt	3mt	0.8-1.2
* PPA2035-40	Steel Liner x 4mt	4mt	0.8-1.2
* PPA2035-50	Steel Liner x 5mt	5mt	0.8-1.2
* PPA2035E-30	Steel Liner x 3mt	3mt	0.8-1.2
* PPA2035E-40	Steel Liner x 4mt	4mt	0.8-1.2
* PPA2035E-50	Steel Liner x 5mt	5mt	0.8-1.2

**Spare Parts**

Part No.	Description
1	PPA2001 Swan Neck Assembly
2	PPA2002 Swan Neck Liner
3	PPA2021-C Cable Terminal Cover
4	PPA2021 Cable Terminal
5	PPA8015 Ball Joint and Spring Cable Support
6	PPA2014 Handle
7	PPA2016 Micro Switch
8	PPA2013 Trigger
9	PPA2012 Switch Insulator
10	PPA2008 Handle Screw Pack
11	PPA2017-30 Duraflex Cable Assembly x 3mt
	PPA2017-40 Duraflex Cable Assembly x 4mt
	PPA2017-50 Duraflex Cable Assembly x 5mt
11a	PPA2017-30E Duraflex Cable Assembly x 3mt Euro
	PPA2017-40E Duraflex Cable Assembly x 4mt Euro
	PPA2017-50E Duraflex Cable Assembly x 5mt Euro


\*Denotes torch package standard wear part set-up  
For more information please refer to the following sections:  
•Master Wear Parts Table Page 11-12  
•Rear-End / Cable Parts Page 13-15





# PN 350A Mig/Mag Torch Range

Rating: 350A CO<sub>2</sub>, 300A mixed gas, EN60974-7 @ 60% duty cycle. 1.0 to 1.4mm wires  
Air-Cooled Mig Welding Torch



## Model

Description	Part No.		
	3mt	4mt	5mt
Welding Torch c/w Two PC Neck and Panasonic Fitting	PPA350A-30P	PPA350A-40P	PPA350A-50P
Welding Torch c/w One PC Neck and Panasonic Fitting	PPA350C-30P	PPA350C-40P	PPA350C-50P
Welding Torch c/w Two PC Neck and Euro Fitting	PPA350A-30E	PPA350A-40E	PPA350A-50E
Welding Torch c/w One PC Neck and Euro Fitting	PPA350C-30E	PPA350C-40E	PPA350C-50E

## Wear Parts

### A Nozzles

Part No.	Description	Bore	Wall	Material
* PPA3529	Nozzle Cylindrical	16.0	2.50mm	Copper

### B Contact Tips

Part No.	Description	Material	Wire Size	
			mm	Inch
PJ45/1.0	Contact Tip	CuCrZr	1.0	0.040
* PJ45/1.2	Contact Tip	CuCrZr	1.2	0.045
PJ45/1.4	Contact Tip	CuCrZr	1.4	0.055
PCJ45/1.0	Contact Tip	Ecu	1.0	0.040
PCJ45/1.2	Contact Tip	Ecu	1.2	0.045
PCJ45/1.4	Contact Tip	Ecu	1.4	0.055

### C Diffuser

Part No.	Description	Material
PPA3503	Gas Diffuser	Ceramic

### D Insulator

Part No.	Description
PPA3504	Insulator

### E Tip Adaptor

Part No.	Description	Material
PPA3505	Tip Adaptor	Ecu

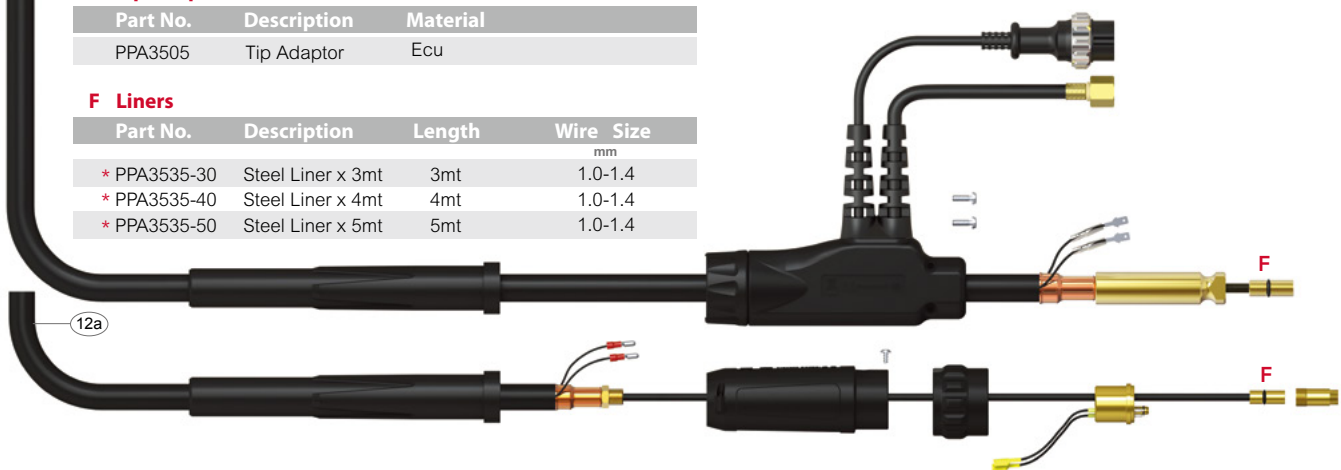
### F Liners

Part No.	Description	Length	Wire Size	
			mm	
* PPA3535-30	Steel Liner x 3mt	3mt	1.0-1.4	
* PPA3535-40	Steel Liner x 4mt	4mt	1.0-1.4	
* PPA3535-50	Steel Liner x 5mt	5mt	1.0-1.4	

## Spare Parts

Part No.	Description
1	PPA3504-W Spring Washer
2	PPA3501S 2 PC Neck Assembly
2a	PPA3501 1 PC Neck Assembly
3	PPA3502 Swan Neck Liner
4	PPA2021-C Cable Terminal Cover
5	PPA2021 Cable Terminal
6	PBE8016 Ball Joint and Spring Cable Support
7	PPA3514 Handle
8	PPA2016 Micro Switch
9	PPA3513 Trigger
10	PPA2012 Switch Insulator
11	PPA2008 Handle Screw Pack
12	PPA3517C-30 Duraflex Cable Assembly x 3mt
	PPA3517C-40 Duraflex Cable Assembly x 4mt
	PPA3517C-50 Duraflex Cable Assembly x 5mt
12a	PPA3517C-30E Duraflex Cable Assembly x 3mt Euro
	PPA3517C-40E Duraflex Cable Assembly x 4mt Euro
	PPA3517C-50E Duraflex Cable Assembly x 5mt Euro

\*Denotes torch package standard wear part set-up  
For more information please refer to the following sections:  
•Master Wear Parts Table Page 11-12  
•Rear-End / Cable Parts Page 13-15



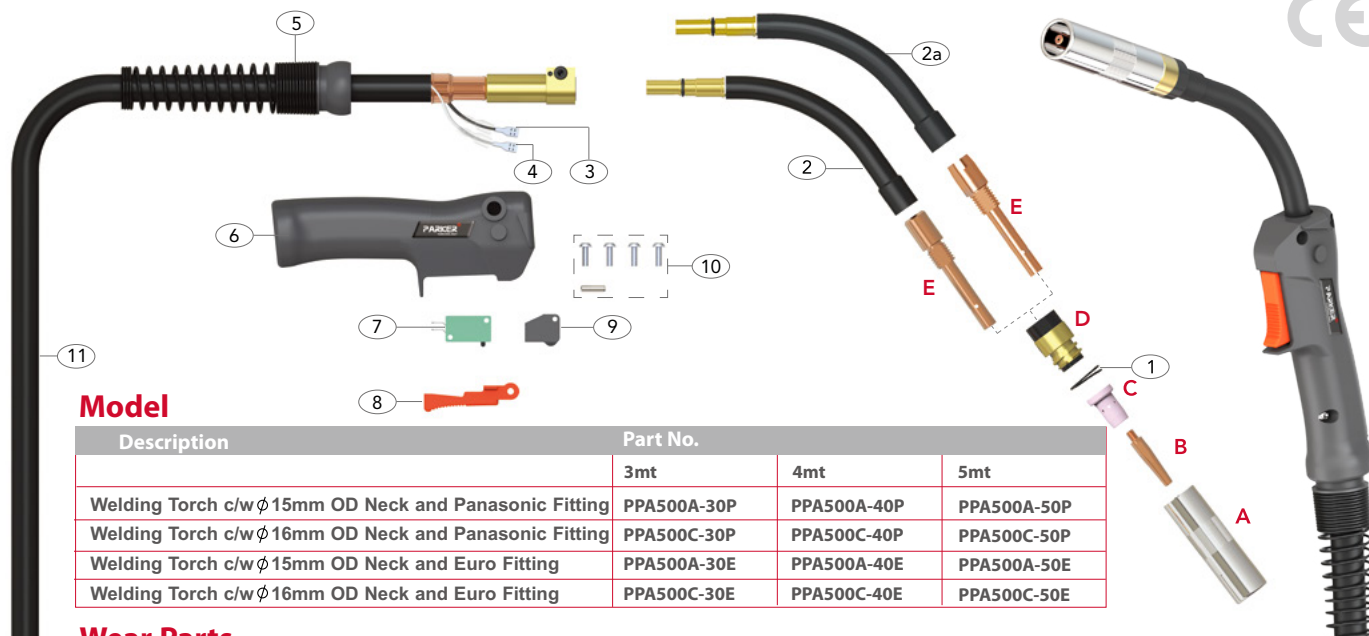
All products conform to EN60974-7, CE and are RoHS2, REACH and WEEE compliant

Copyright © 2019. Parker Torchology. All rights reserved.

## PN 500A Mig/Mag Torch Range

Rating: 500A CO<sub>2</sub>, 350A mixed gas, EN60974-7 @ 60% duty cycle. 1.2 to 1.6mm wires

Air-Cooled Mig Welding Torch



### Model

Description	Part No.		
	3mt	4mt	5mt
Welding Torch c/w $\phi$ 15mm OD Neck and Panasonic Fitting	PPA500A-30P	PPA500A-40P	PPA500A-50P
Welding Torch c/w $\phi$ 16mm OD Neck and Panasonic Fitting	PPA500C-30P	PPA500C-40P	PPA500C-50P
Welding Torch c/w $\phi$ 15mm OD Neck and Euro Fitting	PPA500A-30E	PPA500A-40E	PPA500A-50E
Welding Torch c/w $\phi$ 16mm OD Neck and Euro Fitting	PPA500C-30E	PPA500C-40E	PPA500C-50E

### Wear Parts

#### A Nozzles

Part No.	Description	Bore	Wall	Material
* PPA5029	Nozzle Cylindrical	19.0	3.0mm	Copper

#### B Contact Tips

Part No.	Description	Material	Wire Size	
			mm	Inch
* PJ45/1.2	Contact Tip	CuCrZr	1.2	0.045
PJ45/1.4	Contact Tip	CuCrZr	1.4	0.055
PJ45/1.6	Contact Tip	CuCrZr	1.6	1/16"
PCJ45/1.2	Contact Tip	Ecu	1.2	0.045
PCJ45/1.4	Contact Tip	Ecu	1.4	0.055
PCJ45/1.6	Contact Tip	Ecu	1.6	1/16"

#### C Diffuser

Part No.	Description	Material
PPA5003	Gas Diffuser	Ceramic

#### D Insulator

Part No.	Description
PPA5004	Insulator

#### E Tip Adaptor

Part No.	Description	Material
PPA5005	Tip Adaptor	Ecu
PPA5005N	Tip Adaptor	CuCrZr

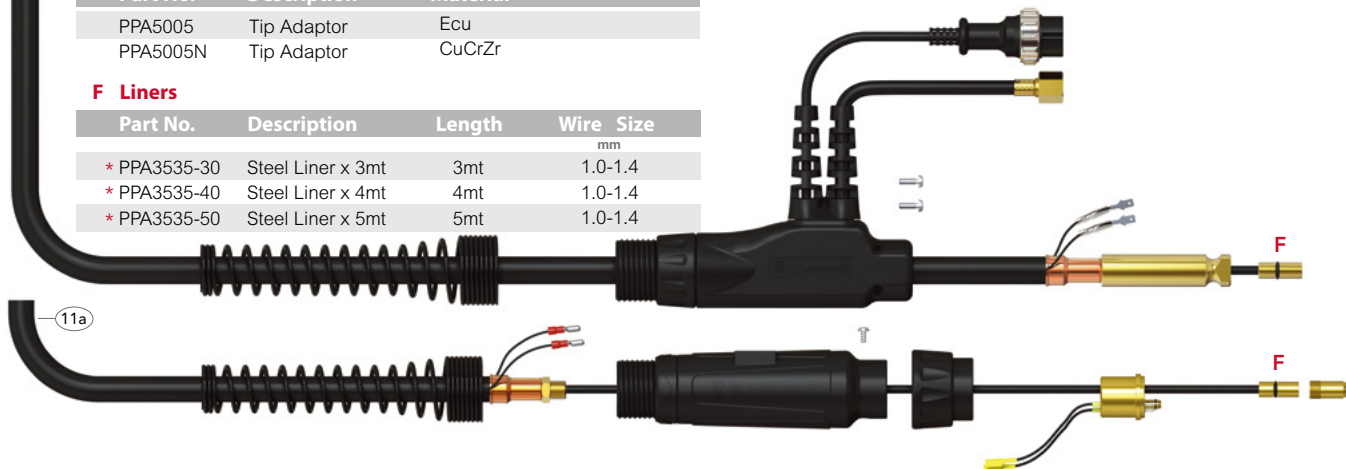
#### F Liners

Part No.	Description	Length	Wire Size	
			mm	
* PPA3535-30	Steel Liner x 3mt	3mt	1.0-1.4	
* PPA3535-40	Steel Liner x 4mt	4mt	1.0-1.4	
* PPA3535-50	Steel Liner x 5mt	5mt	1.0-1.4	

### Spare Parts

Part No.	Description
1	PPA5004-W Spring Washer
2	PPA5001S 2 PC Neck Assembly
2a	PPA5001SM 1 PC Neck Assembly
3	PPA2021-C Cable Terminal Cover
4	PPA2021 Cable Terminal
5	PBE8018 Ball Joint and Spring Cable Support
6	PPA3514 Handle
7	PPA2016 Micro Switch
8	PPA3513 Trigger
9	PPA2012 Switch Insulator
10	PPA2008 Handle Screw Pack
11	PPA5017C-30 Duraflex Cable Assembly x 3mt
	PPA5017C-40 Duraflex Cable Assembly x 4mt
	PPA5017C-50 Duraflex Cable Assembly x 5mt
11a	PPA5017C-30E Duraflex Cable Assembly x 3mt Euro
	PPA5017C-40E Duraflex Cable Assembly x 4mt Euro
	PPA5017C-50E Duraflex Cable Assembly x 5mt Euro

\*Denotes torch package standard wear part set-up  
For more information please refer to the following sections:  
•Master Wear Parts Table Page 11-12  
•Rear-End / Cable Parts Page 13-15




# Wear Parts

## Nozzles


### PNA 200A

Part No.	Description	Bore	Wall	Material
* PPA2029	Nozzle Self Insulated	12.8	1.50mm	Copper




### PNA 350A

Part No.	Description	Bore	Wall	Material
* PPA3529	Nozzle Cylindrical	16.0	2.50mm	Copper



### PNA 500A


Part No.	Description	Bore	Wall	Material
* PPA5029	Nozzle Cylindrical	19.0	3.0mm	Copper



## Contact Tips


### PNA 200A/350A/500A

Part No.	Description	Wire Size		Material
		mm	inch	
* PJ45/0.8	Contact Tip	0.8	0.030	CuCrZr
PJ45/1.0	Contact Tip	1.0	0.040	CuCrZr
* PJ45/1.2	Contact Tip	1.2	0.045	CuCrZr
PJ45/1.4	Contact Tip	1.4	0.055	CuCrZr
PJ45/1.6	Contact Tip	1.6	1/16"	CuCrZr



### PNA 200A/350A/500A

Part No.	Description	Wire Size		Material
		mm	inch	
PCJ45/0.8	Contact Tip	0.8	0.030	Ecu
PCJ45/1.0	Contact Tip	1.0	0.040	Ecu
PCJ45/1.2	Contact Tip	1.2	0.045	Ecu
PCJ45/1.4	Contact Tip	1.4	0.055	Ecu
PCJ45/1.6	Contact Tip	1.6	1/16"	Ecu



\* Denotes torch package standard wear part set-up

**Liner Options 0.8-1.4mm**

**PNA 200A**

Part No.	Description	Length	Nipple	Wire Size mm
* PPA2035-30	Steel Liner x 3mt	3mt	Brass Nipple	0.8-1.2
* PPA2035-40	Steel Liner x 4mt	4mt	Brass Nipple	0.8-1.2
* PPA2035-50	Steel Liner x 5mt	5mt	Brass Nipple	0.8-1.2



* PPA2035E-30	Steel Liner x 3mt	3mt	Brass Nipple	0.8-1.2
* PPA2035E-40	Steel Liner x 4mt	4mt	Brass Nipple	0.8-1.2
* PPA2035E-50	Steel Liner x 5mt	5mt	Brass Nipple	0.8-1.2



**PNA 350A/500A**

Part No.	Description	Length	Nipple	Wire Size mm
* PPA3535-30	Steel Liner x 3mt	3mt	Brass Nipple	1.0-1.4
* PPA3535-40	Steel Liner x 4mt	4mt	Brass Nipple	1.0-1.4
* PPA3535-50	Steel Liner x 5mt	5mt	Brass Nipple	1.0-1.4

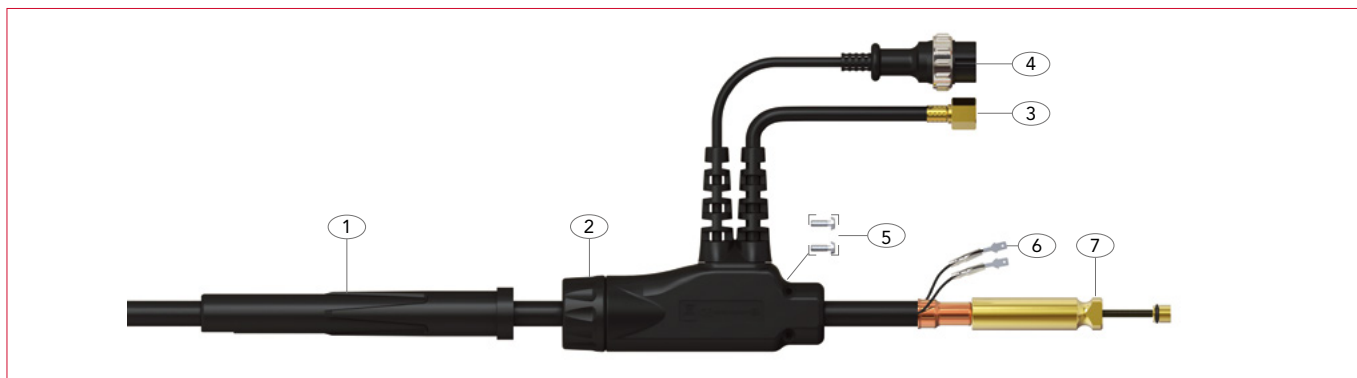




## Panasonic Termination

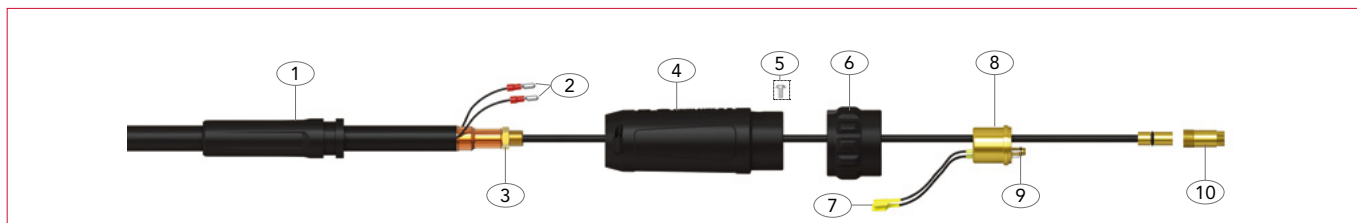
### PN 200A

Part No.	Description
1 PPA2041	Cable Support
2 PPA2018	Gun Plug Housing c/w Nut
3 PPA1811	Gas Assembly
4 PPA1812	Plug Assembly
5 PPA2026	Housing Screw Pack
6 PPA2022	Cable Terminal Male
7 PPA2028	Rear Connector



## Euro Termination

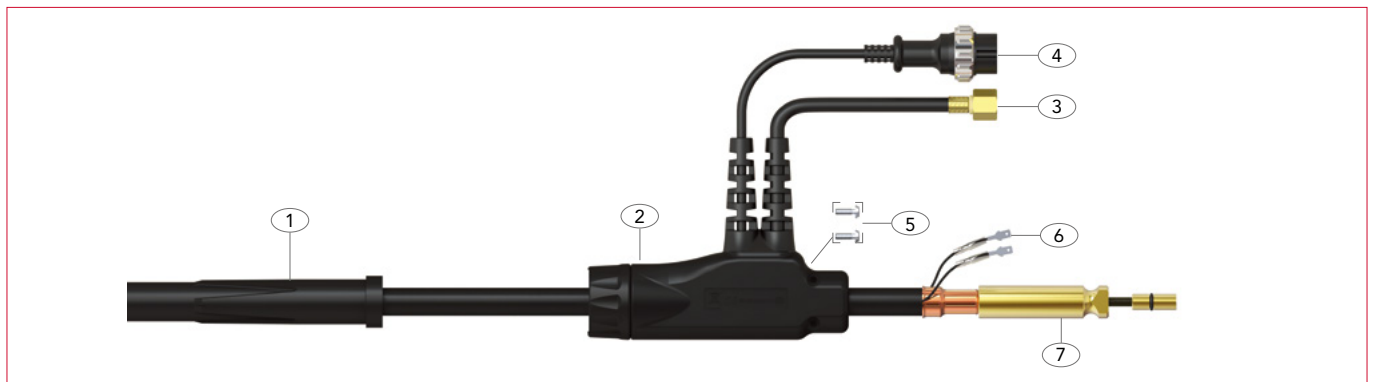
Part No.	Description
1 PC2841	Cable Support
2 PB1522	Cable Terminal Male
3 PXL1542	Cable End Lock Nut (M12 x1.0)
4 SC2578/S	Gun Plug Housing
5 PB1526	Gun Plug Screw
6 PC1519/S	Gun Plug Nut
7 PB1523	Gun Plug Terminal Female
8 PE1122	Gun Plug Body c/w Spring Pins
9 PB1524	Gun Plug 'O' ring
10 PE1122/2	Liner Stem



**Panasonic Termination**

**PN 350A**

Part No.	Description
1 PPA3541	Cable Support
2 PPA2018	Gun Plug Housing c/w Nut
3 PPA1811	Gas Assembly
4 PPA1812	Plug Assembly
5 PPA2026	Housing Screw Pack
6 PPA2022	Cable Terminal Male
7 PPA3528	Rear Connector



**Euro Termination**

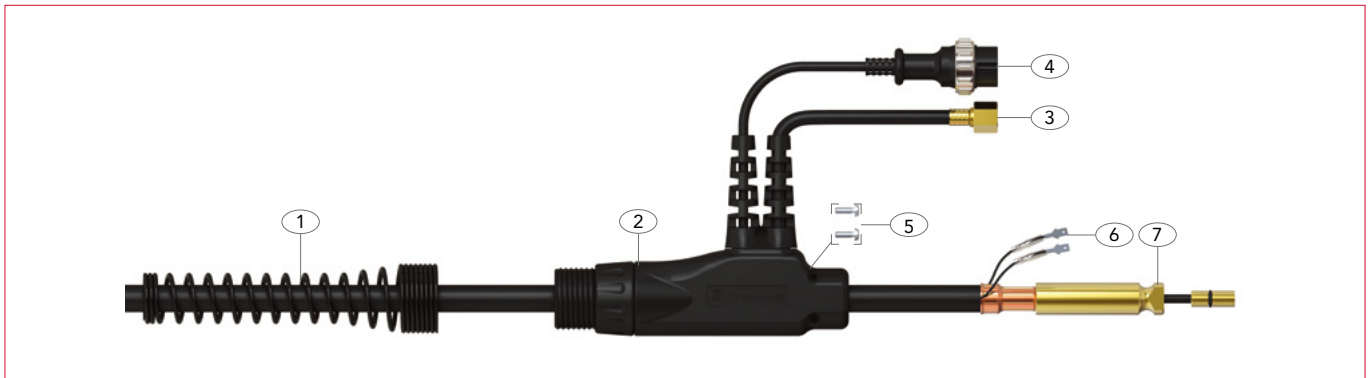
Part No.	Description
1 PPA3541	Cable Support
2 PB1522	Cable Terminal Male
3 PXL1542	Cable End Lock Nut (M12 x1.0)
4 SC2578/L	Gun Plug Housing
5 PB1526	Gun Plug Screw
6 PC1519/S	Gun Plug Nut
7 PB1523	Gun Plug Terminal Female
8 PPE1122	Gun Plug Body c/w Spring Pins
9 PB1524	Gun Plug 'O' ring
10 PPE1122/2	Liner Stem



## Panasonic Termination

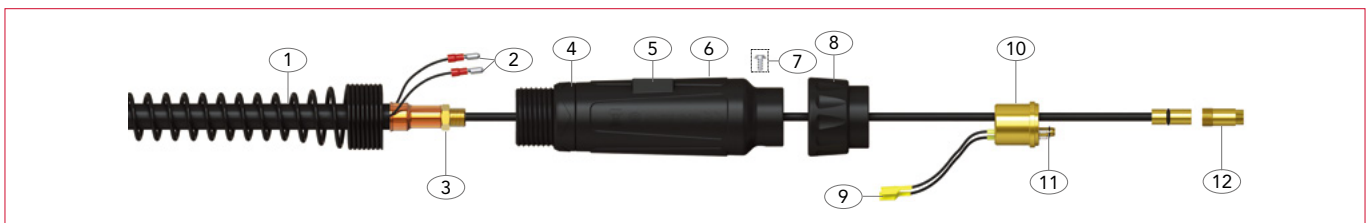
### PN 500A

Part No.	Description
1 PC8026	Housing Spring (Short)
2 PPA2018	Gun Plug Housing c/w Nut
3 PPA1811	Gas Assembly
4 PPA1812	Plug Assembly
5 PPA2026	Housing Screw Pack
6 PPA2022	Cable Terminal Male
7 PPA3528	Rear Connector



## Euro Termination

Part No.	Description
1 PC8026	Housing Spring (Short)
2 PB1522	Cable Terminal Male
3 PXL1542	Cable End Lock Nut (M12 x1.0)
4 PT8028	Cable Support Nut
5 SCP8017	Housing Inlet
6 PT5022	Housing Large
7 PB1526	Gun Plug Screw
8 PB1519/S	Euro Housing Nut Assembly
9 PB1523	Gun Plug Terminal Female
10 PE1122	Gun Plug Body c/w Spring Pins
11 PB1524	Gun Plug 'O' ring
12 PE1122-2	Liner Stem





Jinan Export Processing Zone  
The East End of Jing Shi Dong Road  
Jinan 250102  
P.R. China

Tel: +86 531 88239823  
Fax: +86 531 88239398  
Website: [www.parkertorchology.com](http://www.parkertorchology.com)  
Email: [info@parkertorchology.com](mailto:info@parkertorchology.com)  
MPP013 / V.2019.06