

SUREGRIP LOGI-MIG
MIG/MAG SERIES



Welding Tools for the Professional

A Smart Approach

Parker Torchology is shaped by people with vision, a passion for improvement and a belief in delivering the very best Welding and Cutting Torch Range in the World.

We expect a great deal from our products, so we ask a lot of ourselves and our engineers.

Our mantra: **Innovation, Technology, Performance.**



DNA

Design and Engineering excellence are at the core of everything we do.

Every torch we build is driven by our relentless pursuit of perfection.

Premium Features

At Parker Torchology we do things differently, we strive to solve your problems with the perfect product to suit your needs. We create smart product features encased in cutting-edge design to ensure you always have the best tools to hand.





Production


A fusion of precision production engineering, our bespoke processing techniques and a fanatical attention to detail ensures every welding torch we produce is worthy of the Parker Torchology name.

Testing, Testing, Testing

It takes patience to develop a new product, it's a lot more than a great idea.

Product development is an iterative process, trying something over and over, changing one small variable at a time.


We build endless prototypes and test pieces that undergo months of rigorous testing. Only once a product has passed up to 88 different test procedures, with every single part tested separately do we consider our latest designs ready for market.



Partners

Our customers and business partners play a vital role in our development. With the core aim to strive together, we work with end users, distributors and academic institutions alike.

As a result we share fundamental values in order to succeed in our respective market places, supporting economic growth and collaborative opportunities with others.



A Bright Future

Technology doesn't stand still, which is why we are constantly innovating to bring you the best products on the market.

Our strong vision and focused innovation strategy, not to mention our passion to revolutionize the industry, ensure that Parker Torchology is a byword for excellence.

We Talk Torches

Contents

	Suregrip Logi-Mig/Mag Torch Range Features Focus	6
	Suregrip Logi-Mig/Mag Torch Range Overview and Ratings	10
	Logi-Mig/Mag Specification Information	
	Torch Package Configurator	12
	<hr/>	
	Torch Range	
Air-Cooled	Suregrip Logi-Mig/Mag LMB 240A	13
	Suregrip Logi-Mig/Mag LMB 260A	14
	Suregrip Logi-Mig/Mag LMB 360A	15
	<hr/>	
Liquid-Cooled	Suregrip Logi-Mig/Mag LMB 240W	16
	Suregrip Logi-Mig/Mag LMB 401W	17
	Suregrip Logi-Mig/Mag LMB 501W	18
	Suregrip Logi-Mig/Mag LMB 555W	19
	Suregrip Logi-Mig/Mag LMB 605W	20
	<hr/>	
	Wear Parts	
	Nozzles	21
	Nozzles Adaptors	21
	Contact Tips	22
	Tip Adaptors	23
	Diffusers	24
	Liners	25
	<hr/>	
	Rear-End Spare Parts	30

Suregrip Logi-Mig/Mag Torch Range

Air-Cooled Features Focus

Air-Cooled

A Digital series of Mig torches offering control of the welding parameters by digitally interfacing 2 and 4 way control features on the torch handle with the machine.

Preset Programme Control



100% Binzel® Wear Parts Compatibility Guaranteed

Quality Wear Parts

All wear parts are manufactured to the same specification as the original manufacturer ensuring reliability, longevity and superior performance

- Contact tips are manufactured using high quality copper alloys
- Standard and high-performance options are available for tip adaptors, diffusers and swan necks

Ergonomics - For Comfort and Handleability

Every detail has been considered to ensure the welder has the very best handling experience

- Screwless designed handle with maximized soft grips for improved balance and positionability
- Torch handles disassemble in 5 seconds for rapid fault analysis
- Handles engineered to prevent trapped wires
- The addition of a knuckle joint enables small movements of the handle and neck independently of the cable assembly
- Cable supports are designed to combine flexibility with smooth and consistent wire feed



Control Systems

Control of the welding machine parameters by digitally interfacing control features on the torch handle with the machine

- All control module signalling is via the switch leads and gun plug body pins
- Pre-loaded software is available on a printed circuit board which is interfaced to the machine control protocols in collaboration with the equipment manufacturer

Features Focus

Welding Tools for the Professional



"Plug and Play" Configurability

One + Plus system configured to your exact needs


Control modules are fully interchangeable and plug and play on a common track system

- "Plug and play" switch interchangeability in seconds! - try it
- Options include: -
 - 2 way module Up / Down Control
 - 4 way module Up / Down Control x 2

Superior Flexibility and Durability

Duraflex high performance power cables

- Cable sets offer the ultimate in heat and burn resistance. Fused by an electron beam process that maximizes flexibility and durability
- All Suregrip series Air-Cooled torches are manufactured from Duraflex copper cable systems



Ease of Maintenance

Functionality and ease of repair

- Screwless design solutions. Euro housing sets ensure minimum downtime and productivity – No tools required!
- The Euro body has been redesigned to improve gas seal integrity in Argon applications
- Our spring pins – often copied,, can't be beaten



The Smart Way To Buy Welding and Cutting Tools

Suregrip Logi-Mig/Mag Torch Range

Liquid-Cooled Features Focus

Liquid-Cooled

A Digital series of Mig torches offering control of the welding parameters by digitally interfacing 2 and 4 way control features on the torch handle with the machine.

Preset Programme Control



100% Binzel® Wear Parts Compatibility Guaranteed

Premium Performance Wear Parts


All front-end wear parts are manufactured to improve current transfer and increase component longevity and ensure superior performance

- Contact tips are manufactured from premium grade copper alloys; we don't sacrifice performance by using low end or recycled raw materials
- Optional high conductivity tip adaptors and heavy duty diffusers are available

Swan Necks

Engineered For Extended Service Life

- Chrome plated nozzle seat provides extra durability
- Tip adaptor seats produced from a special grade copper alloy for increased service life



Control Systems

Control of the welding machine parameters by digitally interfacing control features on the torch handle with the machine

- All control module signalling is via the switch leads and gun plug body pins
- Pre-loaded software is available on a printed circuit board which is interfaced to the machine control protocols in collaboration with the equipment manufacturer

Features Focus

Welding Tools for the Professional



"Plug and Play" Configurability

One + Plus system configured to your exact needs

Control modules are fully interchangeable and plug and play on a common track system

- "Plug and play" switch interchangeability in seconds! - try it
- Options include: -
 - 2 way module Up / Down Control
 - 4 way module Up / Down Control x 2

Superior Flexibility and Durability

Hydroflex cable systems

- Cable set materials enhanced to increase service life
- High grade outer liner material prolongs flex life,,, over 1 million flexes in tests
- The copper conductor is coated to prevent premature corrosion from poor quality water and coolant additives



Ease of Maintenance

Functionality and ease of repair

- Screwless design solutions. Euro housing sets ensure minimum downtime and productivity – No tools required!
- The Euro body has been redesigned to improve gas seal integrity in Argon applications
- Our spring pins – often copied,,, can't be beaten



The Smart Way To Buy Welding and Cutting Tools

Suregrip Logi-Mig/Mag Torch Range

Ratings: 220 Amp to 550 Amp, Mixed Gas



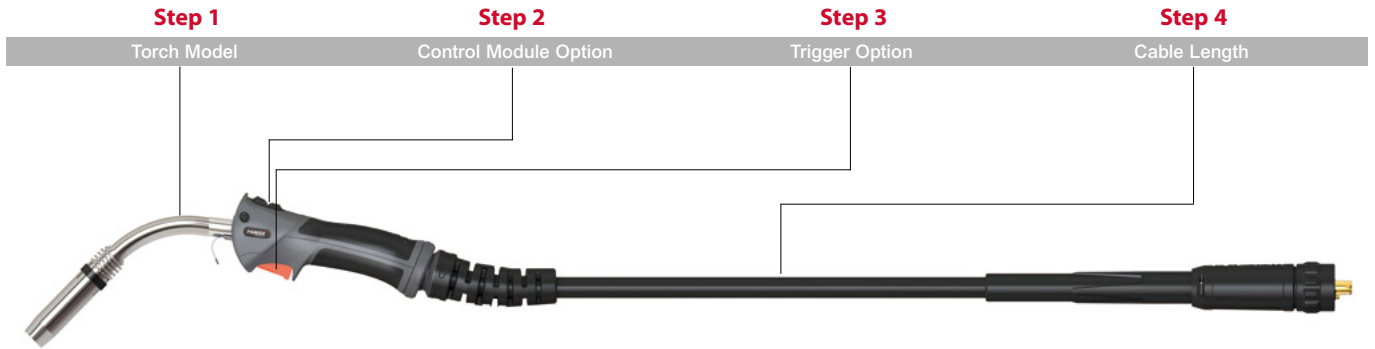
Model	LMB 240A	LMB 260A	LMB 360A	LMB 240W
Technical Data				
Cooling Method	Air-Cooled	Air-Cooled	Air-Cooled	Liquid-Cooled
Rating: CO ₂	250A	270A	320A	300A
Rating: Mixed Gas	220A	240A	290A	270A
Rating: Pulse	-	-	-	-
Duty Cycle	60%	60%	60%	100%
Wire Size	0.8-1.2	0.8-1.2	0.8-1.2	0.8-1.2
Minimum Water Flow	-	-	-	1.2 l/min
Minimum Water Inlet Pressure	-	-	-	2.0Bar
Minimum Cooling Requirements	-	-	-	900W
Maximum Water Inlet Pressure	-	-	-	5.0Bar
Maximum Water Inlet Temperature	-	-	-	50°C

Suregrip Logi-Mig/Mag Torch Range

Ratings: 220 Amp to 550 Amp, Mixed Gas



Model	LMB 401W	LMB 501W	LMB 555W	LMB 605W
Technical Data				
Cooling Method	Liquid-Cooled	Liquid-Cooled	Liquid-Cooled	Liquid-Cooled
Rating: CO ₂	400A	500A	550A	600A
Rating: Mixed Gas	350A	450A	500A	550A
Rating: Pulse	-	-	400A	450A
Duty Cycle	100%	100%	100%	100%
Wire Size	0.8-1.2	1.0-1.6	1.0-1.6	1.0-1.6
Minimum Water Flow	1.2 l/min	1.2 l/min	1.2 l/min	1.2 l/min
Minimum Water Inlet Pressure	2.0Bar	2.0Bar	2.0Bar	2.0Bar
Minimum Cooling Requirements	1000W	1200W	1500W	1700W
Maximum Water Inlet Pressure	5.0Bar	5.0Bar	5.0Bar	5.0Bar
Maximum Water Inlet Temperature	50°C	50°C	50°C	50°C



Ordering Information



Torch package part numbering is configured using the simple 4 stage system outlined below:

1. Select the correct model of torch
2. Select the control module required
3. Select the trigger type
4. Select the cable length required

Example: LMB2400-PLM1-MT1-30ER

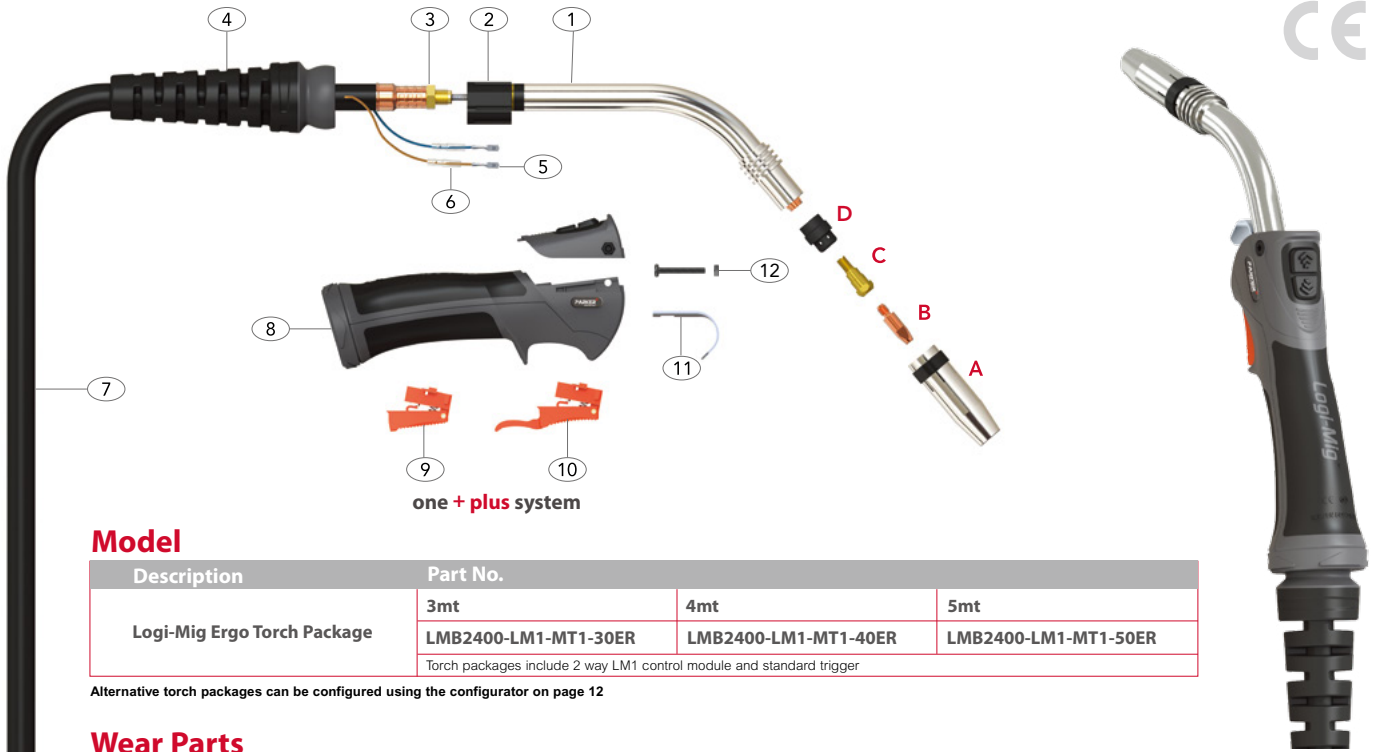
Suregrip Logi-Mig 240A Air-Cooled Torch Package c/w 2 way up/down control and standard trigger x 3m

Step 1		Step 2		Step 3		Step 4	
Torch Model		Control Module Option		Trigger Option		Cable Length	
Part No.	Description	Part No.	Description	Part No.	Description	Part No.	Description
LMB2400	LMB240 Air-Cooled Package	PLM1	2 Way Module Mig Control	MT1	Standard Trigger	30ER	Cable Assembly x 3mt
LMB2600	LMB260 Air-Cooled Package	PLM2	4 Way Module Mig Control	MT2	Extended Trigger	40ER	Cable Assembly x 4mt
LMB3600	LMB360 Air-Cooled Package					50ER	Cable Assembly x 5mt
LMB2400W	LMB240 Liquid-Cooled Package						
LMB4001	LMB401 Liquid-Cooled Package						
LMB5000	LMB501 Liquid-Cooled Package						
LMB5550	LMB555 Liquid-Cooled Package						
LMB6050	LMB605 Liquid-Cooled Package						

Module Mig Control Kit	
<p>FUNCTION: Job Mode Up/Down Control</p>  <p>PLM1</p>	<p>FUNCTION: Job Mode Up/Down Control x 2</p>  <p>PLM2</p>

LMB 240A Suregrip Logi-Mig/Mag Torch Range

Rating: 250A CO₂, 220A mixed gas, EN60974-7 @ 60% duty cycle. 0.8 to 1.2mm wires
Air-Cooled Mig Welding Torch



one + plus system

Model

Description	Part No.		
Logi-Mig Ergo Torch Package	3mt	4mt	5mt
	LMB2400-LM1-MT1-30ER	LMB2400-LM1-MT1-40ER	LMB2400-LM1-MT1-50ER
Torch packages include 2 way LM1 control module and standard trigger			

Alternative torch packages can be configured using the configurator on page 12

Wear Parts

A Nozzles

Part No.	Description	Bore	Wall	Material
PB2415	Cylindrical Nozzle	17.2	1.40mm	Cu
*PB2416	Conical Nozzle	12.6	1.40mm	Cu
PB2417	Tapered Nozzle	10.0	1.40mm	Cu

B Contact Tips

Part No.	Description	Material	Wire Size	
			mm	Inch
PB2504-08	Contact Tip	Cu	0.8	0.030"
*PB2504-10	Contact Tip	Cu	1.0	0.040"
PB2504-12	Contact Tip	Cu	1.2	0.045"
PB2504-12A	Contact Tip	Cu	1.2	0.045"
PB2505-08	Contact Tip	CuCrZr	0.8	0.030"
PB2505-10	Contact Tip	CuCrZr	1.0	0.040"
PB2505-12	Contact Tip	CuCrZr	1.2	0.045"
PB2505-12A	Contact Tip	CuCrZr	1.2	0.045"

C Tip Adaptors

Part No.	Description	Material
*PB2412	Tip Adaptor	Brass

D Diffusers

Part No.	Description	Colour	Material
*PB2405B	Diffuser	Black	DMC3
PB2405C	Diffuser	White	Ceramic
PB2405W	Diffuser	White	DMC3
PB2405S	Diffuser	Red	Silicon


E Liner

Part No.	Description	Length	Wire Size
			mm
*PB2524-30	Steel Liner x 3mt	3.4mt	1.0-1.2
*PB2524-40	Steel Liner x 4mt	4.4mt	1.0-1.2
*PB2524-50	Steel Liner x 5mt	5.4mt	1.0-1.2

Spare Parts

Part No.	Description
1	PG2401 Swan Neck Assembly
2	PG1515 Ergo Handle Location Body
3	PB1505 Lock Nut
4	PG8015 Handle Cable Support
5	PB1521 Cable Terminal
6	PB1521-C Cable Terminal Cover
7	PS2403-30 Duraflex Cable Assembly x 3mt
	PS2403-40 Duraflex Cable Assembly x 4mt
	PS2403-50 Duraflex Cable Assembly x 5mt
8	PLM2514/KJ Logi-Mig Handle Kit
9	PDM2516 Standard Trigger Assembly
10	PDM2516L Extended Trigger Assembly
11	PB2517 Hanger Hook
12	PDMNS Module Retaining Screw

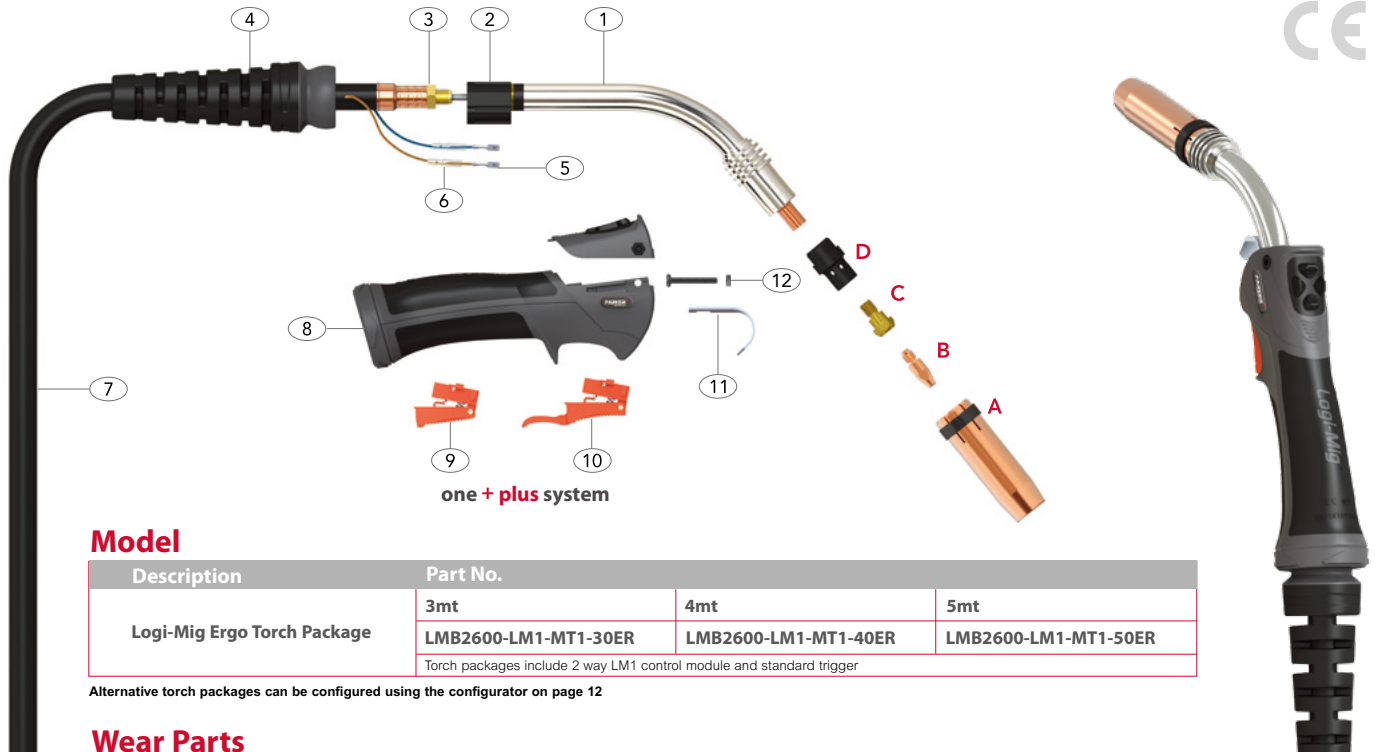
*Denotes torch package standard wear part set-up
For more information please refer to the following sections:
• Master Wear Parts Table Page 21-29
• Rear-End / Cable Parts Page 30-31



LMB 260A Suregrip Logi-Mig/Mag Torch Range

Rating: 270A CO₂, 240A mixed gas, EN60974-7 @ 60% duty cycle. 0.8 to 1.2mm wires

Air-Cooled Mig Welding Torch



one + plus system

Model

Description	Part No.		
Logi-Mig Ergo Torch Package	3mt	4mt	5mt
	LMB2600-LM1-MT1-30ER	LMB2600-LM1-MT1-40ER	LMB2600-LM1-MT1-50ER
Torch packages include 2 way LM1 control module and standard trigger			

Alternative torch packages can be configured using the configurator on page 12

Wear Parts

A Nozzles

Part No.	Description	Bore	Wall	Material
PB5027	Cylindrical Nozzle	19.0	2.50mm	Cu
*PB5028	Conical Nozzle	16.0	2.50mm	Cu
PB5028HD	Conical Nozzle	16.0	3.20mm	Cu
PB5029	Tapered Nozzle	14.0	2.50mm	Cu

B Contact Tips

Part No.	Description	Material	Wire Size	
			mm	Inch
PB2504-08	Contact Tip	Cu	0.8	0.030"
PB2504-10	Contact Tip	Cu	1.0	0.040"
*PB2504-12	Contact Tip	Cu	1.2	0.045"
PB2504-12A	Contact Tip	Cu	1.2	0.045"
PB2505-08	Contact Tip	CuCrZr	0.8	0.030"
PB2505-10	Contact Tip	CuCrZr	1.0	0.040"
PB2505-12	Contact Tip	CuCrZr	1.2	0.045"
PB2505-12A	Contact Tip	CuCrZr	1.2	0.045"

C Tip Adaptors

Part No.	Description	Material
*PB2612	Tip Adaptor	Brass
PB2612M8	Tip Adaptor	Brass

D Diffusers

Part No.	Description	Colour	Material
*PB2605B	Diffuser	Black	DM3
PB2605W	Diffuser	White	DM3

E Liner

Part No.	Description	Length	Wire Size
*PB2524-30	Steel Liner x 3mt	3.4mt	1.0-1.2 mm
*PB2524-40	Steel Liner x 4mt	4.4mt	1.0-1.2
*PB2524-50	Steel Liner x 5mt	5.4mt	1.0-1.2


Spare Parts

Part No.	Description
1	PG2601 Swan Neck Assembly
2	PG1515 Ergo Handle Location Body
3	PB1505 Lock Nut
4	PG8015 Handle Cable Support
5	PB1521 Cable Terminal
6	PB1521-C Cable Terminal Cover
7	PS2603-30 Duraflex Cable Assembly x 3mt
	PS2603-40 Duraflex Cable Assembly x 4mt
	PS2603-50 Duraflex Cable Assembly x 5mt
8	PLM2514/KJ Logi-Mig Handle Kit
9	PDM2516 Standard Trigger Assembly
10	PDM2516L Extended Trigger Assembly
11	PB2517 Hanger Hook
12	PDMNS Module Retaining Screw

*Denotes torch package standard wear part set-up

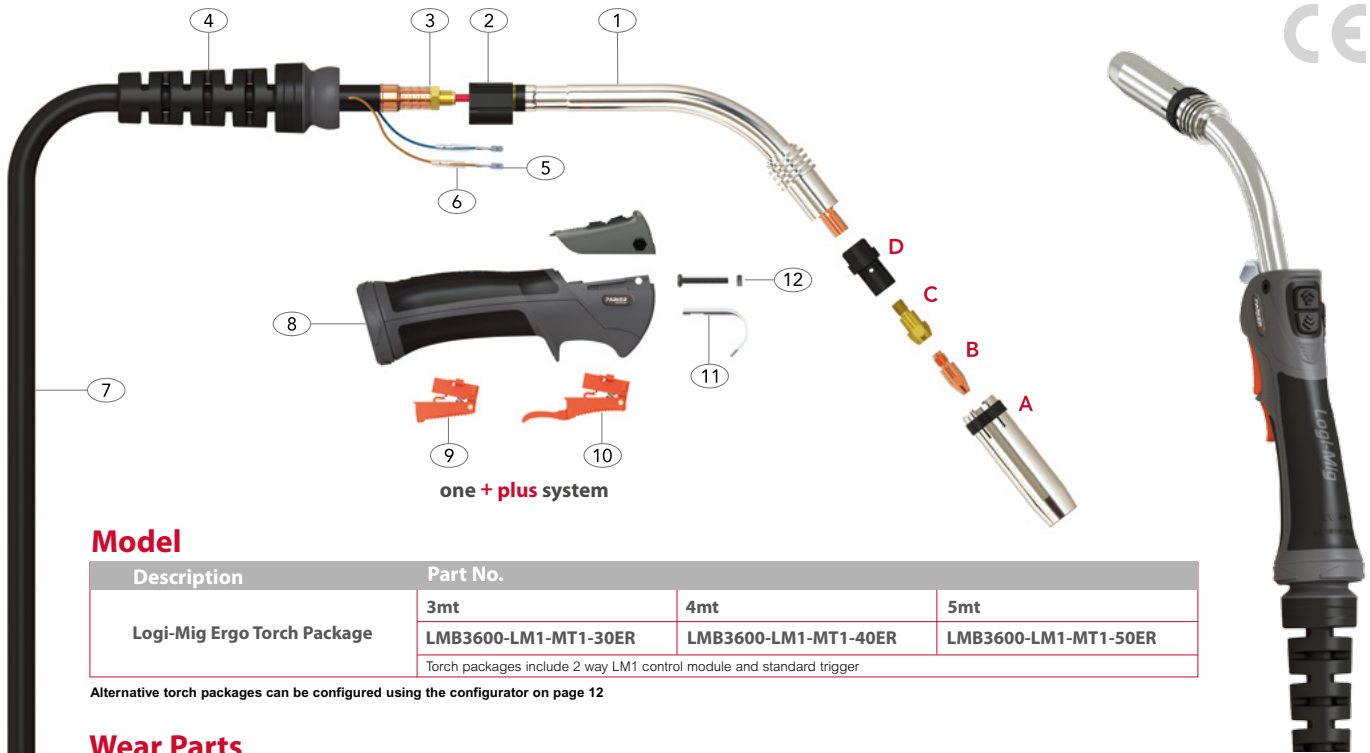
For more information please refer to the following sections:

- Master Wear Parts Table Page 21-29
- Rear-End / Cable Parts Page 30-31



LMB 360A Suregrip Logi-Mig/Mag Torch Range

Rating: 320A CO₂, 290A mixed gas, EN60974-7 @ 60% duty cycle. 0.8 to 1.2mm wires
Air-Cooled Mig Welding Torch



one + plus system

Model

Description	Part No.		
	3mt	4mt	5mt
Logi-Mig Ergo Torch Package	LMB3600-LM1-MT1-30ER	LMB3600-LM1-MT1-40ER	LMB3600-LM1-MT1-50ER
Torch packages include 2 way LM1 control module and standard trigger			

Alternative torch packages can be configured using the configurator on page 12

Wear Parts

A Nozzles

Part No.	Description	Bore	Wall	Material
PB3615	Cylindrical Nozzle	19.0	2.25mm	Cu
*PB3616	Conical Nozzle	16.1	2.25mm	Cu
PB3617	Tapered Nozzle	12.0	2.25mm	Cu

B Contact Tips

Part No.	Description	Material	Wire Size	
			mm	Inch
PB2504-08	Contact Tip	Cu	0.8	0.035"
PB2504-10	Contact Tip	Cu	1.0	0.040"
PB2504-12	Contact Tip	Cu	1.2	0.045"
PB2504-10A	Contact Tip	Cu	1.0	0.040"
PB4014-08	Contact Tip	Cu	0.8	0.030"
PB4014-10	Contact Tip	Cu	1.0	0.040"
*PB4014-12	Contact Tip	Cu	1.2	0.045"

C Tip Adaptors

Part No.	Description	Material
PB3612	Tip Adaptor	Brass
PB3613	Tip Adaptor	Brass
*PB3614	Tip Adaptor	Brass

D Diffusers

Part No.	Description	Colour	Material
*PB3605B	Diffuser	Black	DMC3
PB3605C	Diffuser	White	Ceramic
PB3605W	Diffuser	White	DMC3


E Liner

Part No.	Description	Length	Wire Size
			mm
*PB2524-30	Steel Liner x 3mt	3.4mt	1.0-1.2
*PB2524-40	Steel Liner x 4mt	4.4mt	1.0-1.2
*PB2524-50	Steel Liner x 5mt	5.4mt	1.0-1.2

Spare Parts

Part No.	Description
1	PG3603 Swan Neck Assembly
2	PG1515 Ergo Handle Location Body
3	PB1505 Lock Nut
4	PG8016 Handle Cable Support
5	PB1521 Cable Terminal
6	PB1521-C Cable Terminal Cover
7	PS3609-30 Duraflex Cable Assembly x 3mt
	PS3609-40 Duraflex Cable Assembly x 4mt
	PS3609-50 Duraflex Cable Assembly x 5mt
8	PLM2514/KJ Logi-Mig Handle Kit
9	PDM2516 Standard Trigger Assembly
10	PDM2516L Extended Trigger Assembly
11	PB2517 Hanger Hook
12	PDMNS Module Retaining Screw

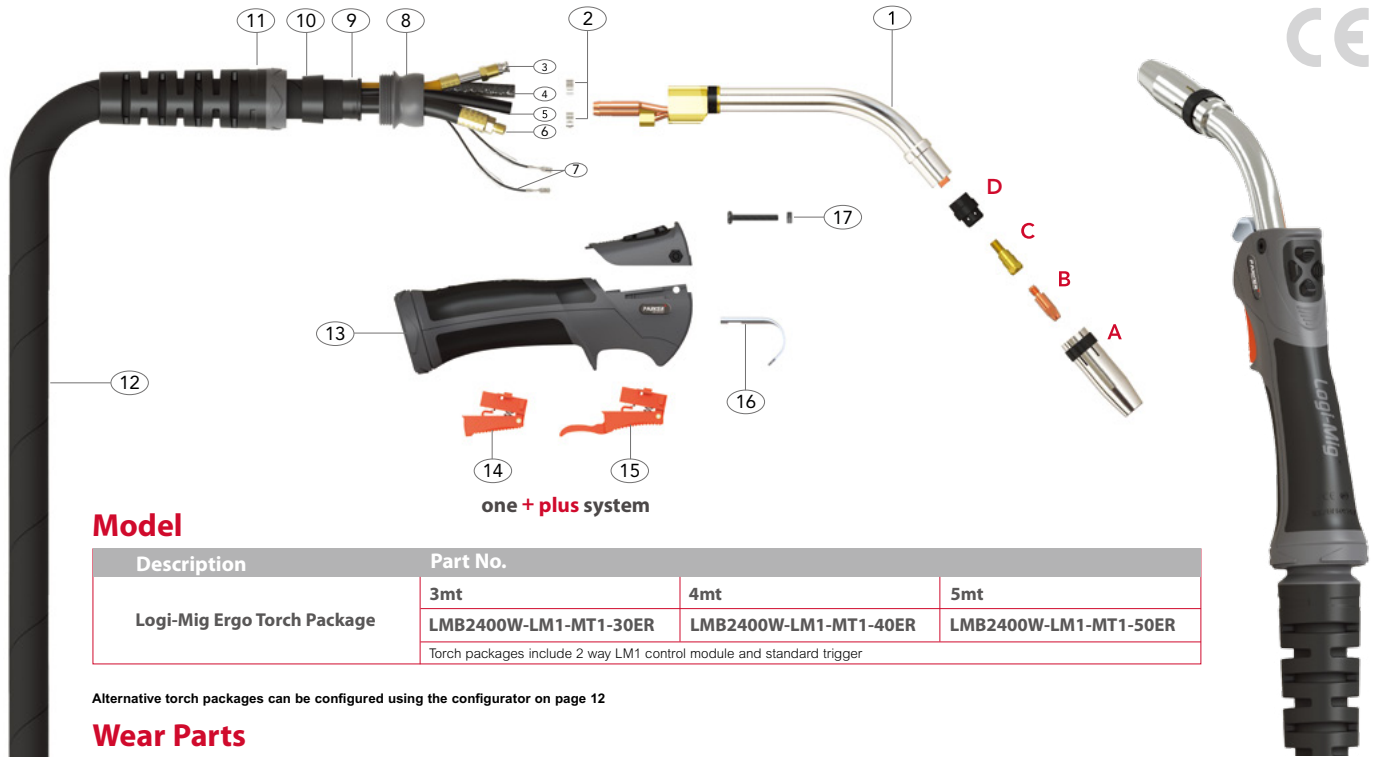
*Denotes torch package standard wear part set-up
For more information please refer to the following sections:
• Master Wear Parts Table Page 21-29
• Rear-End / Cable Parts Page 30-31



LMB 240W Suregrip Logi-Mig/Mag Torch Range

Rating: 300A CO₂, 270A mixed gas, EN60974-7 @ 100% duty cycle. 0.8 to 1.2mm wires

Liquid-Cooled Mig Welding Torch



Model

Description	Part No.		
	3mt	4mt	5mt
Logi-Mig Ergo Torch Package	LMB2400W-LM1-MT1-30ER	LMB2400W-LM1-MT1-40ER	LMB2400W-LM1-MT1-50ER
Torch packages include 2 way LM1 control module and standard trigger			

Alternative torch packages can be configured using the configurator on page 12

Wear Parts

A Nozzles

Part No.	Description	Bore	Wall	Material
PB2415	Cylindrical Nozzle	17.2	1.40mm	Cu
*PB2416	Conical Nozzle	12.6	1.40mm	Cu
PB2417	Tapered Nozzle	10.0	1.40mm	Cu

B Contact Tips

Part No.	Description	Material	Wire Size	
			mm	Inch
PB2504-08	Contact Tip	Cu	0.8	0.030"
*PB2504-10	Contact Tip	Cu	1.0	0.040"
PB2504-12	Contact Tip	Cu	1.2	0.045"

C Tip Adaptors

Part No.	Description	Material
*PB2412	Tip Adaptor	Brass

D Diffusers

Part No.	Description	Colour	Material
*PB2405B	Diffuser	Black	DMC3
PB2405C	Diffuser	White	Ceramic
PB2405W	Diffuser	White	DMC3
PB2405S	Diffuser	Red	Silicon

E Liner

Part No.	Description	Length	Wire Size
*PB5033-30	Steel Liner x 3mt	3.5mt	1.0-1.2 mm
*PB5033-40	Steel Liner x 4mt	4.5mt	1.0-1.2
*PB5033-50	Steel Liner x 5mt	5.5mt	1.0-1.2

Spare Parts

Part No.	Description
1	PG2409 Swan Neck Assembly
2	PB5041 Hose Clamp 8.7mm
8	PPG3208-1 Ball Joint
9	PT8010 Canvas cover Retainer Small
10	PG3235 Sheath Block
11	PGN3208-P Cable Support
12	PS4006-30 Cable Assembly x 3mt
	PS4006-40 Cable Assembly x 4mt
	PS4006-50 Cable Assembly x 5mt
13	PLM2514/KJ Logi-Mig Handle Kit
14	PDM2516 Standard Trigger Assembly
15	PDM2516L Extended Trigger Assembly
16	PB2517 Hanger Hook
17	PDMNS Module Retaining Screw

Cable Parts

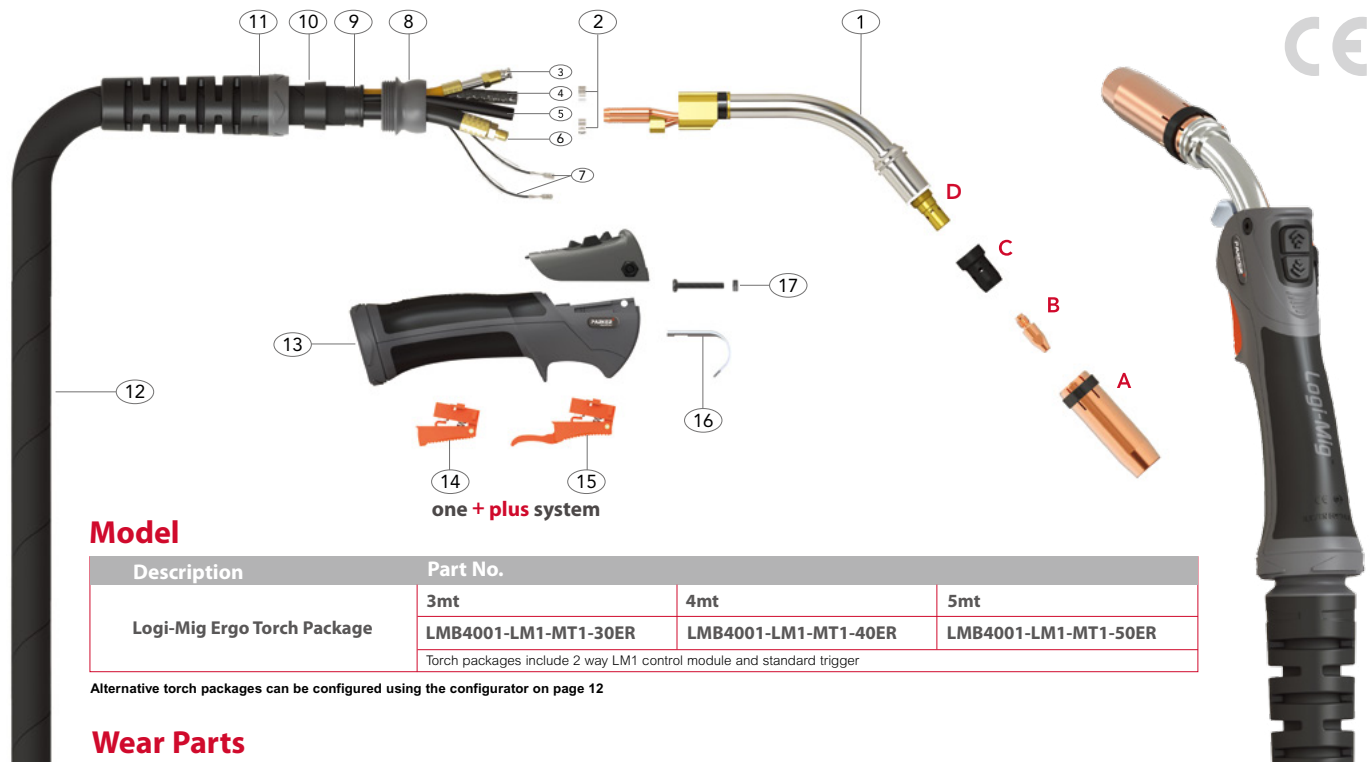
Description	Part Number		
	3mt	4mt	5mt
3 Outer Liner Assembly	PS5008-30	PS5008-40	PS5008-50
4 Gas Hose Assembly	PS5013-30	PS5013-40	PS5013-50
5 Water Inlet Hose Assembly	PS5012-30	PS5012-40	PS5012-50
6 Power Cable Assembly	PS4015-30	PS4015-40	PS4015-50
7 Switch Lead Assembly	PS5010-30	PS5010-40	PS5010-50
18 Water Outlet Hose	PS5017	PS5017	PS5017

*Denotes torch package standard wear part set-up
For more information please refer to the following sections:
•Master Wear Parts Table Page 21-29
•Rear-End / Cable Parts Page 30-31

LMB 401W Suregrip Logi-Mig/Mag Torch Range

Rating: 400A CO₂ 350A mixed gas, EN60974-7 @ 100% duty cycle. 0.8 to 1.2mm wires

Liquid-Cooled Mig Welding Torch



Model

Description	Part No.		
	3mt	4mt	5mt
Logi-Mig Ergo Torch Package	LMB4001-LM1-MT1-30ER	LMB4001-LM1-MT1-40ER	LMB4001-LM1-MT1-50ER
Torch packages include 2 way LM1 control module and standard trigger			

Alternative torch packages can be configured using the configurator on page 12

Wear Parts

A Nozzles

Part No.	Description	Bore	Wall	Material
PB5027	Cylindrical Nozzle	19.0	2.50mm	Cu
*PB5028	Conical Nozzle	16.0	2.50mm	Cu
PB5028HD	Conical Nozzle	16.0	3.20mm	Cu
PB5029	Tapered Nozzle	14.0	2.50mm	Cu

B Contact Tips

Part No.	Description	Material	Wire Size
			mm Inch
PB4014-08	Contact Tip	Cu	0.8 0.030"
PB4014-10	Contact Tip	Cu	1.0 0.040"
*PB4014-12	Contact Tip	Cu	1.2 0.045"

C Diffusers

Part No.	Description	Colour	Material
*PB5005B	Diffuser	Black	DMC3
PB5005W	Diffuser	White	DMC3
PB5005C	Diffuser	White	Ceramic
PB5005H	Diffuser-High Performance	Black	HPP

D Tip Adaptors

Part No.	Description	Material
*PB5001	Tip Adaptor	Brass
PB5001C-R	Tip Adaptor	CuCrZr

E Liner

Part No.	Description	Length	Wire Size
			mm
*PB5033-30	Steel Liner x 3mt	3.5mt	1.0-1.2
*PB5033-40	Steel Liner x 4mt	4.5mt	1.0-1.2
*PB5033-50	Steel Liner x 5mt	5.5mt	1.0-1.2

Spare Parts

Part No.	Description
1	PG4011 Swan Neck Assembly
2	PB5041 Hose Clamp 8.7mm
8	PPG3208-1 Ball Joint
9	PT8010 Canvas cover Retainer Small
10	PG3235 Sheath Block
11	PGN3208-P Cable Support
12	PS4006-30 Cable Assembly x 3mt
	PS4006-40 Cable Assembly x 4mt
	PS4006-50 Cable Assembly x 5mt
13	PLM2514/KJ Logi-Mig Handle Kit
14	PDM2516 Standard Trigger Assembly
15	PDM2516L Extended Trigger Assembly
16	PB2517 Hanger Hook
17	PDMNS Module Retaining Screw

Cable Parts

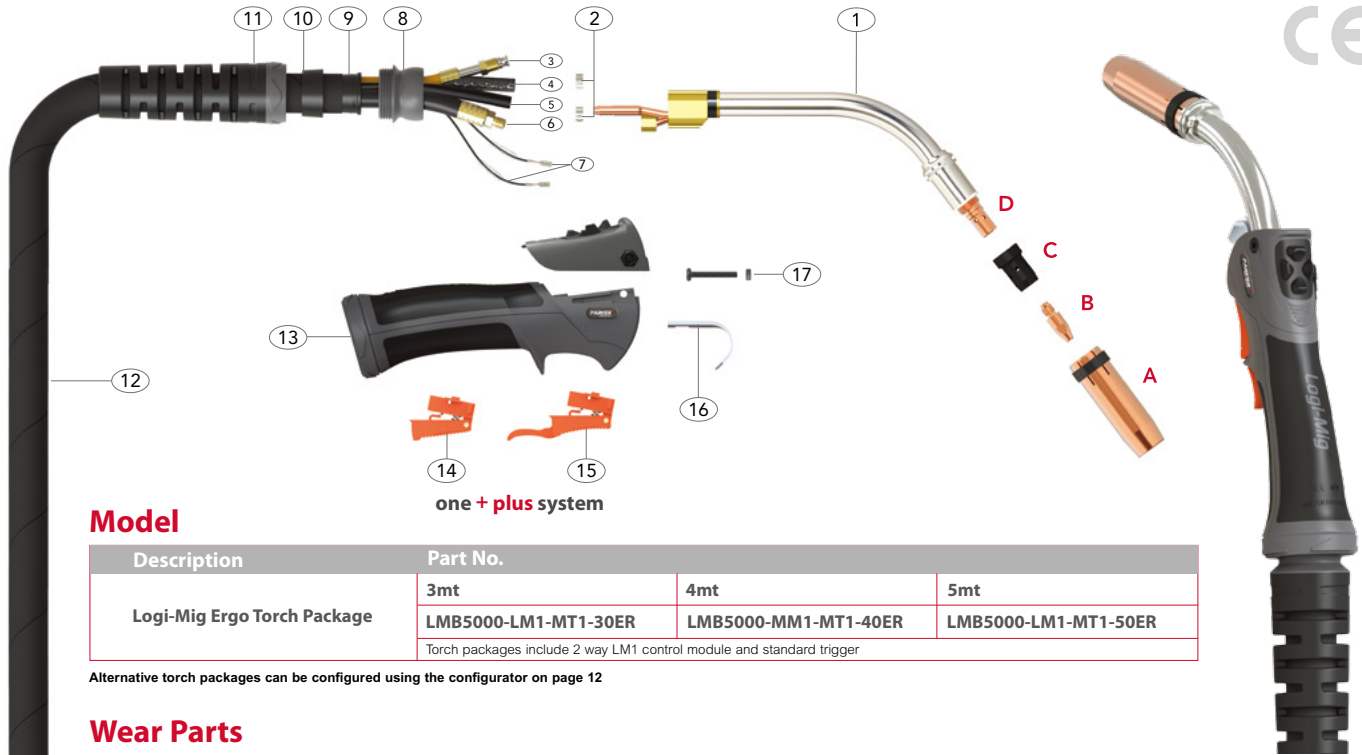
Description	Part Number		
	3mt	4mt	5mt
3 Outer Liner Assembly	PS5008-30	PS5008-40	PS5008-50
4 Gas Hose Assembly	PS5013-30	PS5013-40	PS5013-50
5 Water Inlet Hose Assembly	PS5012-30	PS5012-40	PS5012-50
6 Power Cable Assembly	PS4015-30	PS4015-40	PS4015-50
7 Switch Lead Assembly	PS5010-30	PS5010-40	PS5010-50
18 Water Outlet Hose	PS5017	PS5017	PS5017

*Denotes torch package standard wear part set-up
For more information please refer to the following sections:
• Master Wear Parts Table Page 21-29
• Rear-End / Cable Parts Page 30-31

LMB 501W Suregrip Logi-Mig/Mag Torch Range

Rating: 500A CO₂, 450A mixed gas, EN60974-7 @ 100% duty cycle. 1.0 to 1.6mm wires

Liquid-Cooled Mig Welding Torch



Model

Description	Part No.		
	3mt	4mt	5mt
Logi-Mig Ergo Torch Package	LMB5000-LM1-MT1-30ER	LMB5000-MM1-MT1-40ER	LMB5000-LM1-MT1-50ER
Torch packages include 2 way LM1 control module and standard trigger			

Alternative torch packages can be configured using the configurator on page 12

Wear Parts

A Nozzles

Part No.	Description	Bore	Wall	Material
PB5027	Cylindrical Nozzle	19.0	2.50mm	Cu
*PB5028	Conical Nozzle	16.0	2.50mm	Cu
PB5028HD	Conical Nozzle	16.0	3.20mm	Cu
PB5029	Tapered Nozzle	14.0	2.50mm	Cu

B Contact Tips

Part No.	Description	Material	Wire Size
			mm Inch
PB4014-10	Contact Tip	Cu	1.0 0.040"
PB4014-12	Contact Tip	Cu	1.2 0.045"
PB4014-16	Contact Tip	Cu	1.6 0.063"
*PB4015-12	Contact Tip	CuCrZr	1.2 0.045"
PB4015-16	Contact Tip	CuCrZr	1.6 0.063"

C Diffusers

Part No.	Description	Colour	Material
PB5005B	Diffuser	Black	DMC3
PB5005C	Diffuser	White	Ceramic
PB5005W	Diffuser	White	DMC3
*PB5005H	Diffuser-High Performance	Black	HPP

D Tip Adaptors

Part No.	Description	Material
PB5001	Tip Adaptor	Brass
*PB5001C-R	Tip Adaptor	CuCrZr

*Denotes torch package standard wear part set-up

For more information please refer to the following sections:

- Master Wear Parts Table Page 21-29
- Rear-End / Cable Parts Page 30-31

E Liner

Part No.	Description	Length	Wire Size
			mm
*PB5033-30	Steel Liner x 3mt	3.5mt	1.0-1.2
*PB5033-40	Steel Liner x 4mt	4.5mt	1.0-1.2
*PB5033-50	Steel Liner x 5mt	5.5mt	1.0-1.2

Spare Parts

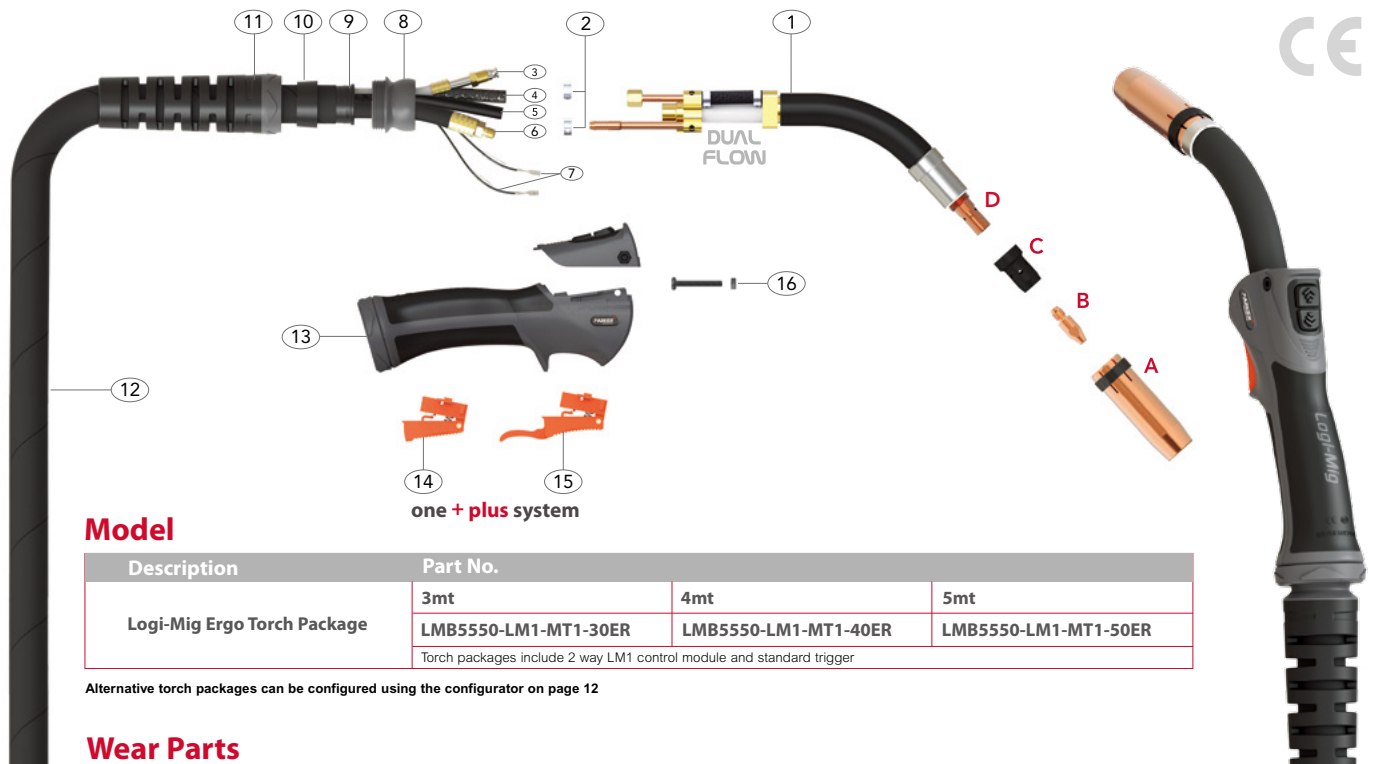
Part No.	Description
1	PG5002 Swan Neck Assembly
2	PB5041 Hose Clamp 8.7mm
8	PPG3208-1 Ball Joint
9	PT8010 Canvas cover Retainer Small
10	PG3235 Sheath Block
11	PGN3208-P Cable Support
12	PS5006-30 Cable Assembly x 3mt
	PS5006-40 Cable Assembly x 4mt
	PS5006-50 Cable Assembly x 5mt
13	PLM2514/KJ Logi-Mig Handle Kit
14	PDM2516 Standard Trigger Assembly
15	PDM2516L Extended Trigger Assembly
16	PB2517 Hanger Hook
17	PDMNS Module Retaining Screw

Cable Parts

Description	Part Number		
	3mt	4mt	5mt
3 Outer Liner Assembly	PS5008-30	PS5008-40	PS5008-50
4 Gas Hose Assembly	PS5013-30	PS5013-40	PS5013-50
5 Water Inlet Hose Assembly	PS5012-30	PS5012-40	PS5012-50
6 Power Cable Assembly	PS5015-30	PS5015-40	PS5015-50
7 Switch Lead Assembly	PS5010-30	PS5010-40	PS5010-50
18 Water Outlet Hose	PS5017	PS5017	PS5017

LMB 555W Suregrip Logi-Mig/Mag Torch Range

Rating: 550A CO₂, 500A mixed gas, 400A pulse, EN60974-7 @ 100% duty cycle. 1.0 to 1.6mm wires
Liquid-Cooled Mig Welding Torch



Model

Description	Part No.		
	3mt	4mt	5mt
Logi-Mig Ergo Torch Package	LMB5550-LM1-MT1-30ER	LMB5550-LM1-MT1-40ER	LMB5550-LM1-MT1-50ER
Torch packages include 2 way LM1 control module and standard trigger			

Alternative torch packages can be configured using the configurator on page 12

Wear Parts

A Nozzles

Part No.	Description	Bore	Wall	Material
PB5027	Cylindrical Nozzle	19.0	2.50mm	Cu
*PB5028	Conical Nozzle	16.0	2.50mm	Cu
PB5028HD	Conical Nozzle	16.0	3.20mm	Cu
PB5029	Tapered Nozzle	14.0	2.50mm	Cu

B Contact Tips

Part No.	Description	Material	Wire mm	Size Inch
PB4014-10	Contact Tip	Cu	1.0	0.040"
PB4014-12	Contact Tip	Cu	1.2	0.045"
PB4014-16	Contact Tip	Cu	1.6	0.063"
PB4015-10	Contact Tip	CuCrZr	1.0	0.040"
*PB4015-12	Contact Tip	CuCrZr	1.2	0.045"
PB4015-16	Contact Tip	CuCrZr	1.6	0.063"

C Diffusers

Part No.	Description	Colour	Material
PB5005B	Diffuser	Black	DMC3
PB5005W	Diffuser	White	DMC3
*PB5005H	Diffuser-High Performance	Black	HPP
PB5005C	Diffuser	White	Ceramic

D Tip Adaptors

Part No.	Description	Material
*PB5501	Tip Adaptor	CuCrZr

E Liner

Part No.	Description	Length	Wire Size mm
*PB5033-30	Steel Liner x 3mt	3.5mt	1.0-1.2
*PB5033-40	Steel Liner x 4mt	4.5mt	1.0-1.2
*PB5033-50	Steel Liner x 5mt	5.5mt	1.0-1.2

Spare Parts

Part No.	Description
1	PB5502 Swan Neck Assembly
2	PB5041 Hose Clamp 8.7mm
8	PPG3208-1 Ball Joint
9	PT8010 Canvas cover Retainer Small
10	PG3235 Sheath Block
11	PGN3208-P Cable Support
12	PS5506-30 Cable Assembly x 3mt
	PS5506-40 Cable Assembly x 4mt
	PS5506-50 Cable Assembly x 5mt
13	PLM2515/KJ Logi-Mig Handle Kit
14	PDMH2516 Standard Trigger Assembly
15	PDMH2516L Extended Trigger Assembly
16	PDMNS Module Retaining Screw

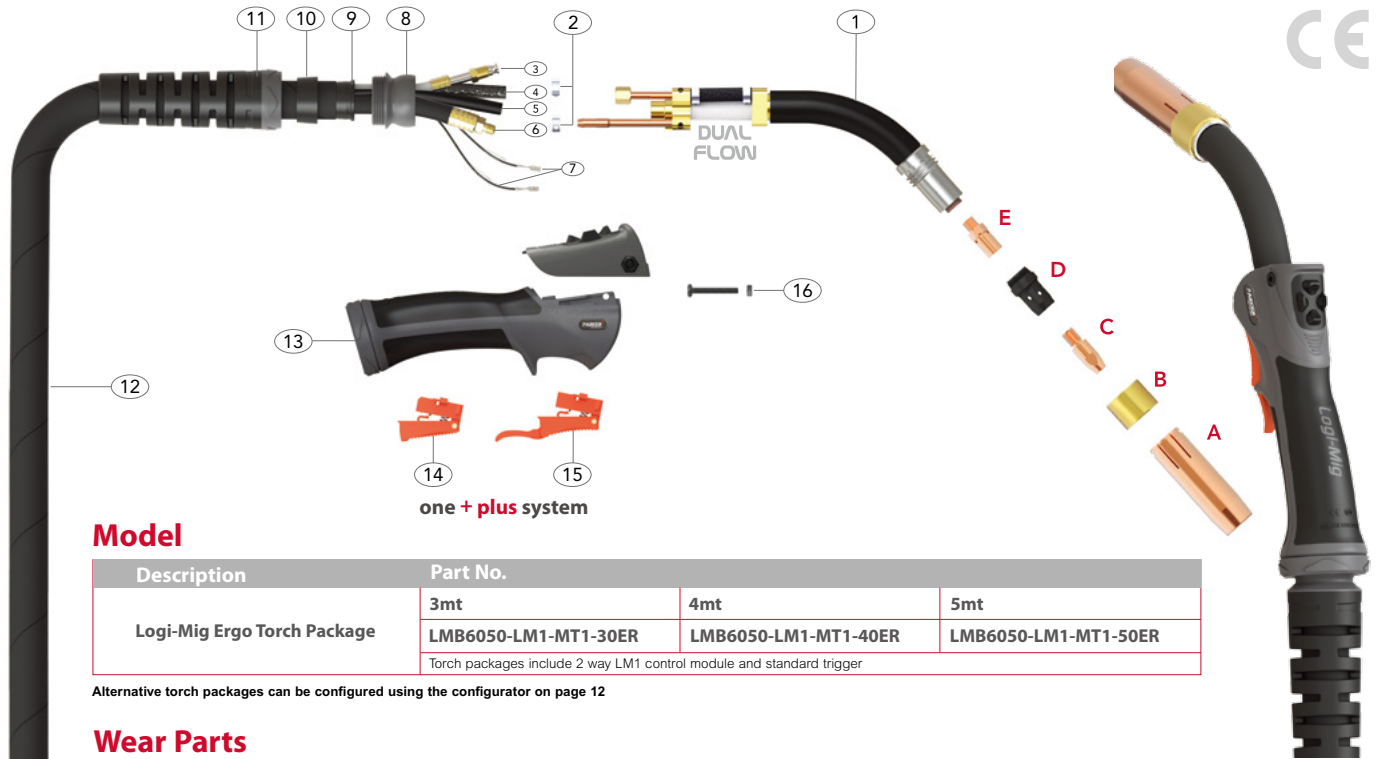
Cable Parts

Description	Part Number		
	3mt	4mt	5mt
3 Outer Liner Assembly	PS5008-30	PS5008-40	PS5008-50
4 Gas Hose Assembly	PS5013-30	PS5013-40	PS5013-50
5 Water Inlet Hose Assembly	PS5012-30	PS5012-40	PS5012-50
6 Power Cable Assembly	PS5015-30	PS5015-40	PS5015-50
7 Switch Lead Assembly	PS5010-30	PS5010-40	PS5010-50
17 Water Outlet Hose	PS5017	PS5017	PS5017

*Denotes torch package standard wear part set-up
For more information please refer to the following sections:
• Master Wear Parts Table Page 21-29
• Rear-End / Cable Parts Page 30-31

LMB 605W Suregrip Logi-Mig/Mag Torch Range

Rating: 600A CO₂, 550A mixed gas, 450A pulse, EN60974-7 @ 100% duty cycle. 1.0 to 1.6mm wires
Liquid-Cooled Mig Welding Torch



one + plus system

Model

Description	Part No.		
	3mt	4mt	5mt
Logi-Mig Ergo Torch Package	LMB6050-LM1-MT1-30ER	LMB6050-LM1-MT1-40ER	LMB6050-LM1-MT1-50ER

Torch packages include 2 way LM1 control module and standard trigger

Alternative torch packages can be configured using the configurator on page 12

Wear Parts

A Nozzles

Part No.	Description	Bore	Wall	Material
*PB6528	Conical Nozzle	17.0	2.60mm	Cu

B Tip Adaptors

Part No.	Description	Material
*PB6515	Nozzle Adaptor	Brass

C Contact Tips

Part No.	Description	Material	Wire Size	
			mm	Inch
PB6015-10	Contact Tip	CuCrZr	1.0	0.040"
*PB6015-12	Contact Tip	CuCrZr	1.2	0.045"
PB6015-14	Contact Tip	CuCrZr	1.4	0.055"
PB6015-16	Contact Tip	CuCrZr	1.6	0.063"

D Diffusers

Part No.	Description	Colour	Material
*PB6505H	Diffuser-High Performance	Black	HPP

E Tip Adaptors

Part No.	Description	Material
*PB6501	Tip Adaptor 29.0mm M10	CuCrZr

F Liner

Part No.	Description	Length	Wire Size
			mm
*PB5033-30	Steel Liner x 3mt	3.5mt	1.0-1.2
*PB5033-40	Steel Liner x 4mt	4.5mt	1.0-1.2
*PB5033-50	Steel Liner x 5mt	5.5mt	1.0-1.2

Spare Parts

Part No.	Description
1	PB6502 Swan Neck Assembly
2	PB5041 Hose Clamp 8.7mm
8	PPG3208-1 Ball Joint
9	PT8010 Canvas cover Retainer Small
10	PG3235 Sheath Block
11	PGN3208-P Cable Support
12	PS5506-30 Cable Assembly x 3mt
	PS5506-40 Cable Assembly x 4mt
	PS5506-50 Cable Assembly x 5mt
13	PLM2515/KJ Logi-Mig Handle Kit
14	PDMH2516 Standard Trigger Assembly
15	PDMH2516L Extended Trigger Assembly
16	PDMNS Module Retaining Screw

Cable Parts


Description	Part Number		
	3mt	4mt	5mt
3 Outer Liner Assembly	PS5008-30	PS5008-40	PS5008-50
4 Gas Hose Assembly	PS5013-30	PS5013-40	PS5013-50
5 Water Inlet Hose Assembly	PS5012-30	PS5012-40	PS5012-50
6 Power Cable Assembly	PS5015-30	PS5015-40	PS5015-50
7 Switch Lead Assembly	PS5010-30	PS5010-40	PS5010-50
17 Water Outlet Hose	PS5017	PS5017	PS5017

*Denotes torch package standard wear part set-up
For more information please refer to the following sections:
•Master Wear Parts Table Page 21-29
•Rear-End / Cable Parts Page 30-31

Nozzles


LMB 240A/240W

Part No.	Description	Bore	Wall	Material
PB2415	Cylindrical Nozzle	17.2	1.40mm	Cu
* PB2416	Conical Nozzle	12.6	1.40mm	Cu
PB2417	Tapered Nozzle	10.0	1.40mm	Cu




LMB 360A

Part No.	Description	Bore	Wall	Material
PB3615	Cylindrical Nozzle	19.0	2.25mm	Cu
* PB3616	Conical Nozzle	16.1	2.25mm	Cu
PB3617	Tapered Nozzle	12.0	2.25mm	Cu




LMB 260A/401W/501W/555W

Part No.	Description	Bore	Wall	Material
PB5027	Cylindrical Nozzle	19.0	2.50mm	Cu
* PB5028	Conical Nozzle	16.0	2.50mm	Cu
PB5028HD	Conical Nozzle	16.0	3.20mm	Cu
PB5029	Tapered Nozzle	14.0	2.50mm	Cu



LMB 605W

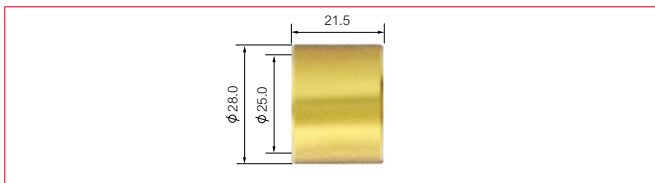
Part No.	Description	Bore	Wall	Material
* PB6528	Conical Nozzle	17.0	2.60mm	Cu



Nozzle Adaptors

LMB 605W

Part No.	Description	Material
* PB6515	Nozzle Adaptor	Brass

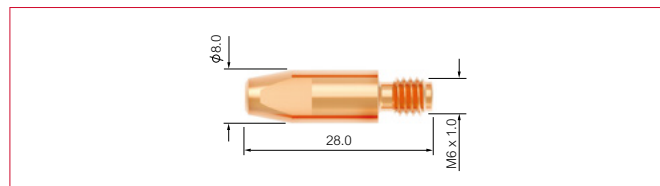


* Denotes torch package standard wear part set-up

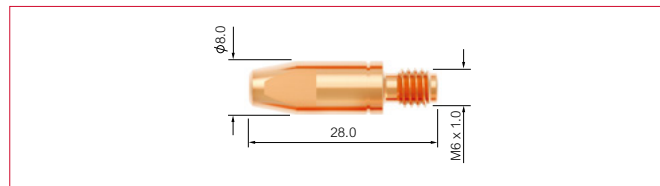
Contact Tips

LMB 240A/260A/360A/240W

Part No.	Description	Material	Wire Size	
			mm	inch
PB2504-06	Contact Tip	Cu	0.6	0.023
PB2504-08	Contact Tip	Cu	0.8	0.030
PB2504-09	Contact Tip	Cu	0.9	0.035
*PB2504-10	Contact Tip	Cu	1.0	0.040
PB2504-12	Contact Tip	Cu	1.2	0.045
PB2504-14	Contact Tip	Cu	1.4	0.055
PB2504-16	Contact Tip	Cu	1.6	0.063
PB2504-10A	Contact Tip	Cu	1.0	0.040
PB2504-12A	Contact Tip	Cu	1.2	0.045
PB2504-16A	Contact Tip	Cu	1.6	0.063

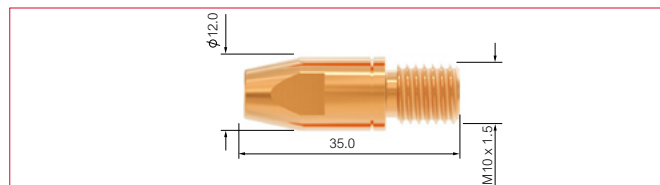


PB2505-08	Contact Tip	CuCrZr	0.8	0.030
PB2505-09	Contact Tip	CuCrZr	0.9	0.035
PB2505-10	Contact Tip	CuCrZr	1.0	0.040
PB2505-12	Contact Tip	CuCrZr	1.2	0.045
PB2505-16	Contact Tip	CuCrZr	1.6	0.063
PB2505-10A	Contact Tip	CuCrZr	1.0	0.040
PB2505-12A	Contact Tip	CuCrZr	1.2	0.045
PB2505-16A	Contact Tip	CuCrZr	1.6	0.063



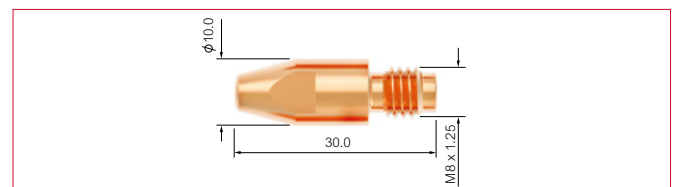
LMB 605W

Part No.	Description	Material	Wire Size	
			mm	inch
PB6015-10	Contact Tip	CuCrZr	1.0	0.040
*PB6015-12	Contact Tip	CuCrZr	1.2	0.045
PB6015-14	Contact Tip	CuCrZr	1.4	0.055
PB6015-16	Contact Tip	CuCrZr	1.6	0.063
PB6015-20	Contact Tip	CuCrZr	2.0	0.080
PB6015-24	Contact Tip	CuCrZr	2.4	0.095




LMB 360A/401W/501W/555W

Part No.	Description	Material	Wire Size	
			mm	inch
PB4014-08	Contact Tip	Cu	0.8	0.030
PB4014-09	Contact Tip	Cu	0.9	0.035
PB4014-10	Contact Tip	Cu	1.0	0.040
*PB4014-12	Contact Tip	Cu	1.2	0.045
PB4014-14	Contact Tip	Cu	1.4	0.055
PB4014-16	Contact Tip	Cu	1.6	0.063
PB4014-20	Contact Tip	Cu	2.0	0.080
PB4014-24	Contact Tip	Cu	2.4	0.095
PB4014-10A	Contact Tip	Cu	1.0	0.040
PB4014-12A	Contact Tip	Cu	1.2	0.045
PB4014-16A	Contact Tip	Cu	1.6	0.063



PB4015-08	Contact Tip	CuCrZr	0.8	0.030
PB4015-09	Contact Tip	CuCrZr	0.9	0.035
PB4015-10	Contact Tip	CuCrZr	1.0	0.040
*PB4015-12	Contact Tip	CuCrZr	1.2	0.045
PB4015-13	Contact Tip	CuCrZr	1.3	0.052
PB4015-14	Contact Tip	CuCrZr	1.4	0.055
PB4015-16	Contact Tip	CuCrZr	1.6	0.063
PB4015-20	Contact Tip	CuCrZr	2.0	0.080
PB4015-24	Contact Tip	CuCrZr	2.4	0.095
PB4015-10A	Contact Tip	CuCrZr	1.0	0.040
PB4015-12A	Contact Tip	CuCrZr	1.2	0.045
PB4015-16A	Contact Tip	CuCrZr	1.6	0.063

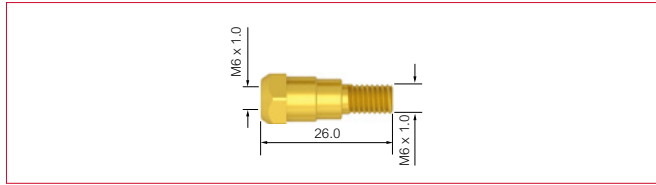


* Denotes torch package standard wear part set-up

Tip Adaptors

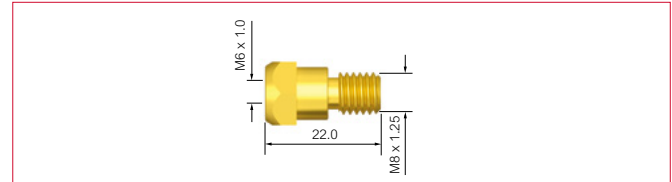
LMB 240A/240W

Part No.	Description	Material
* PB2412	Tip Adaptor	Brass



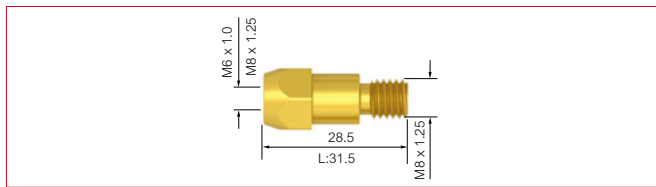
LMB 260A

Part No.	Description	Material
* PB2612	Tip Adaptor	Brass
PB2612M8	Tip Adaptor	Brass



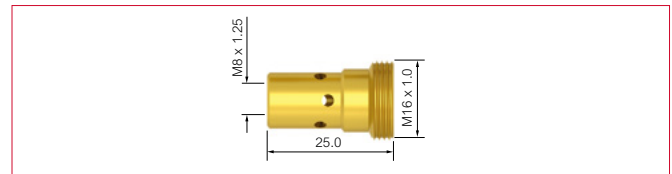
LMB 360A

Part No.	Description	Material
PB3612	Tip Adaptor 28.5mm M6	Brass
PB3613	Tip Adaptor 31.5mm M6	Brass
* PB3614	Tip Adaptor 28.5mm M8	Brass

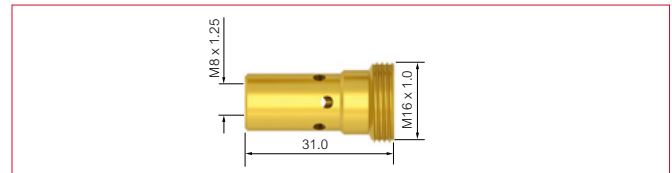


LMB 401W/501W

Part No.	Description	Material
* PB5001	Tip Adaptor	Brass
* PB5001C-R	Tip Adaptor	CuCrZr

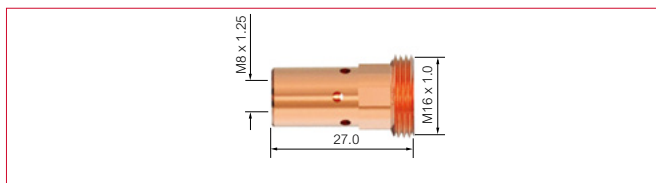


PB5001L	Tip Adaptor	Brass
---------	-------------	-------



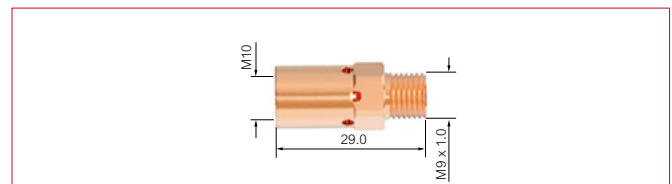
LMB 555W

Part No.	Description	Material
* PB5501	Tip Adaptor	CuCrZr



LMB 605W


Part No.	Description	Material
* PB6501	Tip Adaptor 29.0mm M10	CuCrZr



* Denotes torch package standard wear part set-up


LMB 240A/240W

Part No.	Description	Colour	Material
* PB2405B	Diffuser	Black	DMC3
PB2405C	Diffuser	White	Ceramic
PB2405W	Diffuser	White	DMC3
PB2405S	Diffuser	Red	Silicon



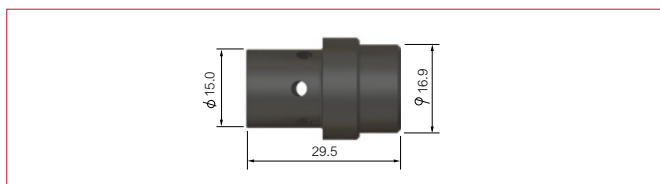
LMB 360A

Part No.	Description	Colour	Material
* PB3605B	Diffuser	Black	DMC3
PB3605C	Diffuser	White	Ceramic
PB3605W	Diffuser	White	DMC3
PB3605H	Diffuser-High Performance	Black	HPP




LMB 260A

Part No.	Description	Colour	Material
* PB2605B	Diffuser	Black	DMC3
PB2605C	Diffuser	White	Ceramic
PB2605W	Diffuser	White	DMC3



LMB 401W/501W/555W

Part No.	Description	Colour	Material
* PB5005B	Diffuser	Black	DMC3
PB5005C	Diffuser	White	Ceramic
PB5005W	Diffuser	White	DMC3
* PB5005H	Diffuser-High Performance	Black	HPP



LMB 605W

Part No.	Description	Colour	Material
* PB6505H	Diffuser-High Performance	Black	HPP



* Denotes torch package standard wear part set-up

Liner Options 0.6-1.2mm

LMB 240A/260A/360A


Part No.	Description	Length	Nipple	Wire Size mm
PB1535-30	Steel Liner x 3mt	3.4mt	Moulded Nipple	0.6-0.9
PB1535-40	Steel Liner x 4mt	4.4mt	Moulded Nipple	0.6-0.9
PB1535-50	Steel Liner x 5mt	5.4mt	Moulded Nipple	0.6-0.9



PB1535-30B	Steel Liner x 3mt	3.4mt	Brass Nipple	0.6-0.9
PB1535-40B	Steel Liner x 4mt	4.4mt	Brass Nipple	0.6-0.9
PB1535-50B	Steel Liner x 5mt	5.4mt	Brass Nipple	0.6-0.9



PB1536-30	Teflon Liner x 3mt	3.6mt	Brass Nipple	0.6-0.9
PB1536-40	Teflon Liner x 4mt	4.6mt	Brass Nipple	0.6-0.9
PB1536-50	Teflon Liner x 5mt	5.6mt	Brass Nipple	0.6-0.9
PNE2564	Optional Brass Neck Liner	0.3mt	Brass Nipple	0.6-1.2



PB1564-30	Polyamide/Brass Liner 4.0mm O/D x 3mt	3.6mt	Brass Nipple	0.8-1.2
PB1564-40	Polyamide/Brass Liner 4.0mm O/D x 4mt	4.6mt	Brass Nipple	0.8-1.2
PB1564-50	Polyamide/Brass Liner 4.0mm O/D x 5mt	5.6mt	Brass Nipple	0.8-1.2



Liner Options 1.0-1.2mm

LMB 240A/260A/360A

Part No.	Description	Length	Nipple	Wire Size mm
* PB2524-30	Steel Liner x 3mt	3.4mt	Moulded Nipple	1.0-1.2
* PB2524-40	Steel Liner x 4mt	4.4mt	Moulded Nipple	1.0-1.2
* PB2524-50	Steel Liner x 5mt	5.4mt	Moulded Nipple	1.0-1.2



PB2524-30B	Steel Liner x 3mt	3.4mt	Brass Nipple	1.0-1.2
PB2524-40B	Steel Liner x 4mt	4.4mt	Brass Nipple	1.0-1.2
PB2524-50B	Steel Liner x 5mt	5.4mt	Brass Nipple	1.0-1.2



LMB 240W/401W/501W/555W/605W

Part No.	Description	Length	Nipple	Wire Size mm
* PB5033-30	Steel Liner x 3mt	3.5mt	Moulded Nipple	1.0-1.2
* PB5033-40	Steel Liner x 4mt	4.5mt	Moulded Nipple	1.0-1.2
* PB5033-50	Steel Liner x 5mt	5.5mt	Moulded Nipple	1.0-1.2



PB5033-30B	Steel Liner x 3mt	3.5mt	Brass Nipple	1.0-1.2
PB5033-40B	Steel Liner x 4mt	4.5mt	Brass Nipple	1.0-1.2
PB5033-50B	Steel Liner x 5mt	5.5mt	Brass Nipple	1.0-1.2



* Denotes torch package standard wear part set-up

Liner Options 1.0-1.6mm

LMB 240A/360A/240W/401W/501W/555W/605W

Part No.	Description	Length	Nipple	Wire Size mm
PB2513-30	Teflon Liner x 3mt	3.6mt	Teflon Brass Nipple	1.0-1.2
PB2513-40	Teflon Liner x 4mt	4.6mt	Teflon Brass Nipple	1.0-1.2
PB2513-50	Teflon Liner x 5mt	5.6mt	Teflon Brass Nipple	1.0-1.2
PNE2564	Optional Brass Neck Liner	0.3mt	Teflon Brass Nipple	0.6-1.2



PB2564-30	Polyamide/Brass Liner 4.7mm O/D x 3mt	3.6mt	Brass Nipple	1.2-1.6
PB2564-40	Polyamide/Brass Liner 4.7mm O/D x 4mt	4.6mt	Brass Nipple	1.2-1.6
PB2564-50	Polyamide/Brass Liner 4.7mm O/D x 5mt	5.6mt	Brass Nipple	1.2-1.6



Liner Options 1.2-1.6mm

LMB 360A

Part No.	Description	Length	Nipple	Wire Size mm
PB3631-30	Steel Liner x 3mt	3.4mt	Moulded Nipple	1.6
PB3631-40	Steel Liner x 4mt	4.4mt	Moulded Nipple	1.6
PB3631-50	Steel Liner x 5mt	5.4mt	Moulded Nipple	1.6



PB3631-30B	Steel Liner x 3mt	3.4mt	Brass Nipple	1.6
PB3631-40B	Steel Liner x 4mt	4.4mt	Brass Nipple	1.6
PB3631-50B	Steel Liner x 5mt	5.4mt	Brass Nipple	1.6




LMB 401W/501W/555W/605W

Part No.	Description	Length	Nipple	Wire Size mm
PB5034-30	Steel Liner x 3mt	3.5mt	Moulded Nipple	1.2-1.6
PB5034-40	Steel Liner x 4mt	4.5mt	Moulded Nipple	1.2-1.6
PB5034-50	Steel Liner x 5mt	5.5mt	Moulded Nipple	1.2-1.6



PB5034-30B	Steel Liner x 3mt	3.5mt	Brass Nipple	1.2-1.6
PB5034-40B	Steel Liner x 4mt	4.5mt	Brass Nipple	1.2-1.6
PB5034-50B	Steel Liner x 5mt	5.5mt	Brass Nipple	1.2-1.6



Liner Options 1.6-2.0mm

LMB 501W/555W/605W

Part No.	Description	Length	Nipple	Wire Size mm
PB3626-30	Teflon Liner x 3mt	3.6mt	Brass Nipple	1.2-1.6
PB3626-40	Teflon Liner x 4mt	4.6mt	Brass Nipple	1.2-1.6
PB3626-50	Teflon Liner x 5mt	5.6mt	Brass Nipple	1.2-1.6
PNE3564N	Optional Brass Neck Liner	0.3mt	Brass Nipple	1.2-1.6



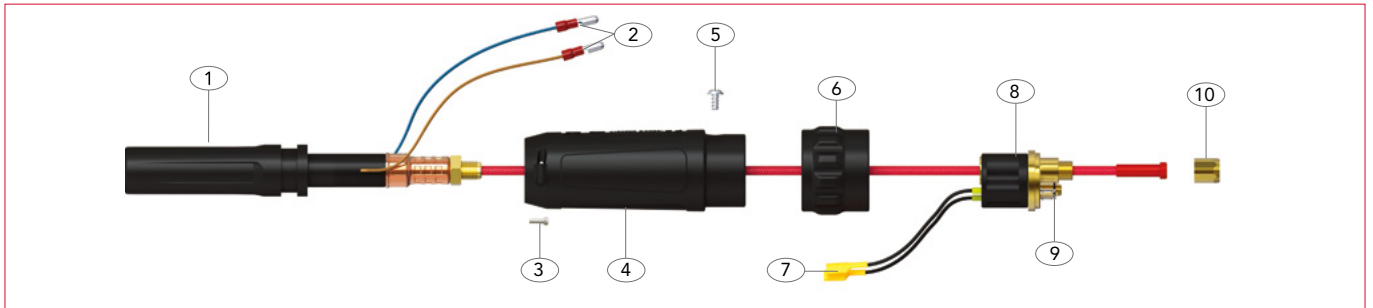
PB3564-30	Polyamide/Brass Liner 4.7mm O/D x 3mt	3.6mt	Brass Nipple	1.6-2.0
PB3564-40	Polyamide/Brass Liner 4.7mm O/D x 4mt	4.6mt	Brass Nipple	1.6-2.0
PB3564-50	Polyamide/Brass Liner 4.7mm O/D x 5mt	5.6mt	Brass Nipple	1.6-2.0



LMB 240A

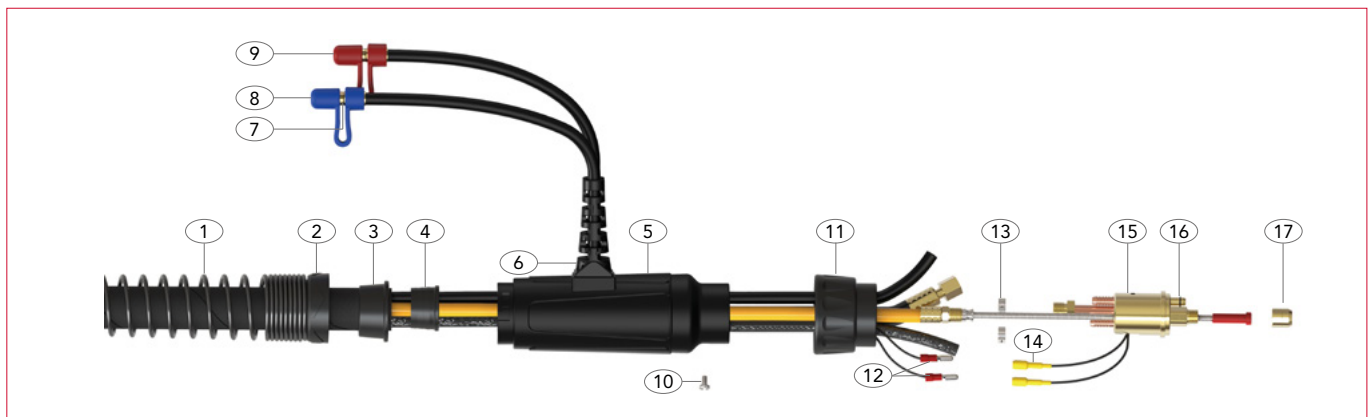
LMB 260A/360A

Part No.	Part No.	Description
1	PC2841	Cable Support
2	PB1522	Cable Terminal Male
3	SCSP1-1	Gun Plug Housing Screw
4	SC2578/S	Gun Plug Housing c/w Nut
5	PBL1541	Gun Plug Screw
6	PC1519/S	Gun Plug Nut
7	PB1523	Gun Plug Terminal Female
8	PC1528	Hybrid Gun Plug Body c/w Spring Pins
9	PB1524	Gun Plug 'O' Ring
10	PB1525	Liner Nut



LMB 240W/401W/501W/555W/505W

Part No.	Description	
1	PC8027	Housing Spring
2	PT8028	Spring Cable Support Nut
3	PT8009	Canvas Cover Clamp
4	PT8010	Canvas Cover Retainer
5	PT5022	Gun Plug Housing Assembly
6	PSLH1820-S	Inlet/Outlet Hose Support
7	PB5023	Hose Nipple
8	PBD-80310	Blue Cap Stopper
9	PBD-80320	Red Cap Stopper
10	PB1526	Gun Plug Screw
11	PB1519/S	Gun Plug Nut
12	PB1522	Cable Terminal Male
13	PB5024	Hose Clamp 9.5mm
14	PB1523	Gun Plug Terminal Female
15	PB5098	Gun Plug Body c/w Spring Pins
16	PB1524	Gun Plug O Ring
17	PB1525	Liner Nut





Jinan Export Processing Zone
The East End of Jing Shi Dong Road
Jinan 250102
P.R. China

Tel: +86 531 88239823
Fax: +86 531 88239398
Website: www.parkertorchology.com
Email: info@parkertorchology.com
MPP003 / V.2019.06