

SUREGRIP SURELOK
TIG SERIES



Welding Tools for the Professional

A Smart Approach

Parker Torchology is shaped by people with vision, a passion for improvement and a belief in delivering the very best Welding and Cutting Torch Range in the World.

We expect a great deal from our products, so we ask a lot of ourselves and our engineers.

Our mantra: **Innovation, Technology, Performance.**



DNA

Design and Engineering excellence are at the core of everything we do.

Every torch we build is driven by our relentless pursuit of perfection.

Premium Features

At Parker Torchology we do things differently, we strive to solve your problems with the perfect product to suit your needs. We create smart product features encased in cutting-edge design to ensure you always have the best tools to hand.





Production


A fusion of precision production engineering, our bespoke processing techniques and a fanatical attention to detail ensures every welding torch we produce is worthy of the Parker Torchology name.

Testing, Testing, Testing

It takes patience to develop a new product, it's a lot more than a great idea.

Product development is an iterative process, trying something over and over, changing one small variable at a time.

We build endless prototypes and test pieces that undergo months of rigorous testing. Only once a product has passed up to 88 different test procedures, with every single part tested separately do we consider our latest designs ready for market.



Partners

Our customers and business partners play a vital role in our development. With the core aim to strive together, we work with end-users, distributors and academic institutions alike.

As a result we share fundamental values in order to succeed in our respective market places, supporting economic growth and collaborative opportunities with others.



A Bright Future

Technology doesn't stand still, which is why we are constantly innovating to bring you the best products on the market.

Our strong vision and focused innovation strategy, not to mention our passion to revolutionize the industry, ensure that Parker Torchology is a byword for excellence.

We Talk Torches

Contents

Suregrip Ergo Tig Range Features Focus 6

Suregrip Ergo Tig Range Overview and Ratings 10

Suregrip Specification Information

Torch Body Options 14

Handles and Modules Explained 16

Switch Options 17

Surelok Termination Options 18

Switch Wire Plugs 20

Torch Package Configurator 21

Torch Range

Suregrip SGT 9 22

Suregrip SGT 17 24

Suregrip SGT 26 26

Suregrip SGT 24W 28

Suregrip SGT 20 30

Suregrip SGT 20S 32

Suregrip SGT 18 34

Suregrip SGT 18SC 36

Suregrip SGTCW 17 38

Suregrip SGTCW 26 40

Suregrip SGTCW 18 42

Suregrip SGTCW 18SC 44

Suregrip SGTHW 18SC 46

Suregrip SGT 125M 48

Suregrip SGT 250M 49

Suregrip SGT 225F 50

Wear Parts 51

Quartz Tig Consumables 58

Wear Parts Configuration Tables 62

Rear-End Spare Parts 68

Suregrip Ergo Tig Torch Range

Surelok Termination

Air-Cooled

Suregrip Tig torches are built to the highest product specification, utilizing the finest materials. High-end product features, handle ergonomics and cable flexibility to provide a superior level experience.

Welding Tools for The Professional



100% Weldcraft® Compatibility Guaranteed

Quality Wear Parts

Wear parts are manufactured to the same specifications as the original Weldcraft® ensuring reliability, longevity and superior performance

An extensive range of wear part options include

- Standard and stubby collets and collet bodies
- Standard and stubby gas lens series
- Large diameter gas lens series
- Standard and large diameter Pyrex cups and gas lens bodies

Ergonomics – For Comfort and Handleability

Every detail has been considered to ensure the welder has the very best handling in all positions

- Patented handle sets with large surface area soft grips for improved balance and positionability
- Knuckle joints enables small movements of the torch independently of the cable assembly



"Plug and Play" Configurability

All torch packages are supplied with a patented 5 core "Plug and Play" switch port

- All switch options are fully interchangeable via the "Plug and Play" port and interchange in seconds – try it!
- Rapid access for fault analysis and repair
- An extensive range of switch options to suit all machine control requirements

Features Focus

World Class Welding Performance



Torch bodies

Produced from premium grade silicon rubber for highest possible performance levels

- Torch bodies available in standard, flexible, long flexible and special access options
- Flex neck coil elements developed with specific grade coppers for extended flex life

Superior Flexibility and Durability

Cable set materials enhanced to improve service life

- Premium grade hose materials demonstrably improve flexibility and service life
- Front-end leather protection hose
- All packages supplied with a 5 core lead and "Plug and Play" switch port



Point of Sale Configurability - Surelok System

A universal termination system that allows interchangeability of various machine connector types on one common cable assembly

Modular system includes: -

- Dinse
- European
- USA
- British
- Gas Through

The Smart Way To Buy Welding and Cutting Tools



Suregrip Ergo Tig Torch Range

Surelok Termination

Liquid-Cooled

Suregrip Tig torches are built to the highest product specification, utilizing the finest materials. High-end product features, handle ergonomics and cable flexibility to provide a superior level experience.

Welding Tools for The Professional



100% Weldcraft® Compatibility Guaranteed

Quality Wear Parts

Wear parts are manufactured to the same specifications as the original Weldcraft® ensuring reliability, longevity and superior performance

An extensive range of wear part options include

- Standard and stubby collets and collet bodies
- Standard and stubby gas lens series
- Large diameter gas lens series
- Standard and large diameter Pyrex cups and gas lens bodies

Ergonomics – For Comfort and Handleability

Every detail has been considered to ensure the welder has the very best handling in all positions

- Patented handle sets with large surface area soft grips for improved balance and positionability
- Knuckle joints enable small movements of the torch independently of the cable assembly



"Plug and Play" Configurability

All torch packages are supplied with a patented 5 core "Plug and Play" switch port

- All switch options are fully interchangeable via the "Plug and Play" port and interchange in seconds – try it!
- Rapid access for fault analysis and repair
- An extensive range of switch options to suit all machine control requirements

Features Focus

World Class Welding Performance



Torch bodies

Produced from premium grade silicon rubber for highest possible performance levels

- Torch bodies available in standard, flexible, long flexible and special access options
- Flex neck coil elements developed with specific grade coppers for extended flex life

Superior Flexibility and Durability

Cable set materials enhanced to demonstrably improve service life

- Premium grade hose materials demonstrably improve flexibility and service life
- All Liquid-Cooled cable power conductors have an added coating to prevent premature corrosion from poor quality water and coolant additives
- Front-end leather protection hose



Point of Sale Configurability - Surelok System

A universal termination system that allows interchangeability of various machine connector types on one common cable assembly

Modular system includes: -

- Dinse
- European
- USA
- British
- Gas Through



The Smart Way To Buy Welding and Cutting Tools



Suregrip Ergo Tig Torch Range

Ratings: 125 Amp to 410 Amp, Mixed Gas



Model	SGT 9	SGT 17	SGT 26	SGT 24W	SGT 20	SGT 20S
-------	-------	--------	--------	---------	--------	---------

Technical Data

Cooling Method	Air-Cooled	Air-Cooled	Air-Cooled	Liquid-Cooled	Liquid-Cooled	Liquid-Cooled
Rating: DC	125A	150A	180A	180A	225A	340A
AC	90A	105A	125A	125A	160A	240A
Duty Cycle:	35%	35%	35%	100%	100%	100%
Electrode Size:	1.0-2.4	1.0-3.2	1.0-4.0	0.5-2.4	1.0-3.2	1.0-3.2
Minimum Water Flow	-	-	-	0.9 l/min	1.0 l/min	1.5 l/min
Minimum Water Inlet Pressure	-	-	-	2.0Bar	2.0Bar	2.0Bar
Minimum Cooling Requirements	-	-	-	600W	700W	1000W
Maximum Water Inlet Pressure	-	-	-	5.0Bar	5.0Bar	5.0Bar
Maximum Water Inlet Temperature	-	-	-	50°C	50°C	50°C

Suregrip Ergo Tig Torch Range

Ratings: 125 Amp to 410 Amp, Mixed Gas



Model	SGT 18	SGT 18SC	SGT 125 Multijust	SGT 250 Multijust	SGT 225 Flex
-------	--------	----------	----------------------	----------------------	--------------

Technical Data

Cooling Method	Liquid-Cooled	Liquid-Cooled	Air-Cooled	Liquid-Cooled	Liquid-Cooled
Rating: DC	380A	410A	150A	250A	225A
AC	270A	290A	105A	175A	160A
Duty Cycle:	100%	100%	35%	100%	100%
Electrode Size:	1.0-4.0	1.0-4.8	1.0-3.2	1.0-4.0	1.0-3.2
Minimum Water Flow	1.0 l/min	1.0 l/min	-	1.0 l/min	1.0 l/min
Minimum Water Inlet Pressure	2.0Bar	2.0Bar	-	2.0Bar	2.0Bar
Minimum Cooling Requirements	900W	1000W	-	800W	700W
Maximum Water Inlet Pressure	5.0Bar	5.0Bar	-	5.0Bar	5.0Bar
Maximum Water Inlet Temperature	50°C	50°C	-	50°C	50°C

Suregrip Cold / Hot Wire Tig Torch Range

Ratings: 125 Amp to 410 Amp, Mixed Gas



Model	SGTCW17	SGTCW26	SGTCW18
Technical Data			
Cooling Method	Air-Cooled	Air-Cooled	Liquid-Cooled
Rating: DC	150A	180A	380A
AC	105A	125A	270A
Duty Cycle:	35%	35%	100%
Electrode Size:	1.0-3.2	1.0-4.0	1.0-4.0
Minimum Water Flow	-	-	1.0 l/min
Minimum Water Inlet Pressure	-	-	2.0Bar
Minimum Cooling Requirements	-	-	900W
Maximum Water Inlet Pressure	-	-	5.0Bar
Maximum Water Inlet Temperature	-	-	50°C

Suregrip Cold / Hot Wire Tig Torch Range

Ratings: 125 Amp to 410 Amp, Mixed Gas



Model	SGTCW18SC	SGTHW18SC
Technical Data		
Cooling Method	Liquid-Cooled	Liquid-Cooled
Rating: DC	410A	410A
AC	290A	290A
Duty Cycle:	100%	100%
Electrode Size:	1.0-4.8	1.0-4.8
Minimum Water Flow	1.0 l/min	1.0 l/min
Minimum Water Inlet Pressure	2.0Bar	2.0Bar
Minimum Cooling Requirements	1000W	1000W
Maximum Water Inlet Pressure	5.0Bar	5.0Bar
Maximum Water Inlet Temperature	50°C	50°C

Suregrip Ergo Tig Torch Heads are 100% Weldcraft OEM interchangeable.

Air and Liquid-Cooled torch bodies are offered with a choice of standard and flexible options. Flexible options have the ability to be manipulated into different positions.

In applications where torch head repositioning is a daily requirement, the special access series is recommended.



Air-Cooled Series

Suregrip SGT 9 Series Torch Body Options

0.040" - 3/32"/1.0mm-2.4mm electrodes.

Rating: 125A DC, 90A AC, @ 35%



Suregrip SGT 17 Series Torch Body Options

0.040" - 1/8"/1.0mm-3.2mm electrodes.

Rating: 150A DC, 105A AC, @ 35%



Suregrip SGT 26 Series Torch Body Options

0.040" - 5/32"/1.0mm-4.0mm electrodes.

Rating: 180A DC, 125A AC, @ 35%



Liquid-Cooled Series

Suregrip SGT 24W Series Torch Body Options

0.020" - 3/32"/0.5mm-2.4mm electrodes.

Rating: 180A DC, 125A AC, @ 100%



Suregrip Ergo Tig Torch Range

Torch Body Options

Suregrip SGT 20 Series Torch Body Options

0.040" - 1/8"/1.0mm-3.2mm electrodes.

Rating: 225A DC, 160A AC, @ 100%


Rating: 340A DC, 240A AC, @ 100%



Suregrip SGT 18 Series Torch Body Options

0.040" - 5/32"/1.0mm-4.0mm electrodes.

Rating: 380A DC, 270A AC, @ 100%



Suregrip SGT 18SC Series Torch Body Options

0.040" - 3/16"/1.0mm-4.8mm electrodes.

Rating: 410A DC, 290A AC, @ 100%



Special Access Series

Suregrip SGT 125 Multijust Series Torch Body Options

0.040" - 1/8"/1.0mm-3.2mm electrodes.



SGT 125 PM9-90

Rating: 95A DC, 65A AC @ 35%

SGT 125 PM17-90

Rating: 150A DC, 105A AC @ 35%

SGT 125, SGT 250 Multijust torch bodies are recommended in applications where repeated adjustments of the head position are an everyday occurrence. Available in Air-Cooled and Liquid-Cooled the heads are designed to rotate through 180° in the handle and through 360° from the two-piece torch body. Two head sizes allow the full range of Weldcraft™ compatible spare parts across both models.

Suregrip SGT 250 Multijust Series Torch Body Options

0.040" - 5/32"/1.0mm-4.0mm electrodes.



SGT 250 PM9-90

Rating: 225A DC, 160A AC @ 100%

SGT 250 PM17-90

Rating: 250A DC, 175A AC @ 100%


Key Features:

- Multiple angles from one torch body style.
- Small and large head sizes with SGT 9 and SGT 18 series wear parts range interchangeability.
- Standard collet and collet body, stubby gas lens, standard gas lens and large gas lens wear parts configurations.

The SGT 225 flex neck system has been designed to provide easy access to difficult to reach areas with one torch package and multiple head sizes and angles.

Suregrip SGT 225 Flex Series Torch Body Options

0.040" - 1/8"/1.0mm-3.2mm electrodes.



SGT 225 (P18 series heads)

Rating: 225A DC, 160A AC, @ 100%

SGT 225 (P20 series heads)

Rating: 200A DC, 140A AC, @ 100%

SGT 225 (P24 series heads)

Rating: 160A DC, 115A AC, @ 100%

Key Features:

- Multiple head style and angle interchangeability across one torch package
- Standard collet and collet body, stubby gas lens, standard gas lens, large gas lens wear parts configurations

Suregrip Ergo Handle Systems

Two sizes of handle are utilized for the range with a fully interchangeable series of switch options.



Switch Interchangeability

Switches are "plug and play" and can be exchanged in seconds without the use of tools.



Open Canopy

Remove Switch

Switch Replacement

Canopy Replacement

Close Canopy

Switch Modules one + plus system

Torch packages are supplied with a 5 core "plug and play" switch wire assembly and a momentary switch as standard.

- Torch packages can be ordered with or without switches.
- All switch options interchange across the range.
- All replacement switch kits include switch modules and housings.



one + plus system


Part No.	Description
1 PERBS	Blank Kit
Part No.	Description
2 PER1MS	Momentary Kit
Part No.	Description
3 PER1LS	Lever Momentary Kit
Part No.	Description
4 PER1MT	Maintained Switch Kit
Part No.	Description
5 PER2MS	2 Button Momentary Kit
Part No.	Description
6 PER3MS	3 Button Momentary Kit
Part No.	Description
7 PER4MS	4 Button Momentary Kit
Part No.	Description
8 PER1MS-1	Button Momentary Kit+1K Vertical Potentiometer
PER1MS-5	Button Momentary Kit+5K Vertical Potentiometer
PER1MS-10	Button Momentary Kit+10K Vertical Potentiometer
PER1MS-25	Button Momentary Kit+25K Vertical Potentiometer
Part No.	Description
9 PER1MT-1	Button Maintained Kit+1K Vertical Potentiometer
PER1MT-5	Button Maintained Kit+5K Vertical Potentiometer
PER1MT-10	Button Maintained Kit+10K Vertical Potentiometer
PER1MT-25	Button Maintained Kit+25K Vertical Potentiometer
Part No.	Description
10 PER1MS-1H	Button Momentary Kit+1K Horizontal Potentiometer
PER1MS-5H	Button Momentary Kit+5K Horizontal Potentiometer
PER1MS-10H	Button Momentary Kit+10K Horizontal Potentiometer
PER1MS-25H	Button Momentary Kit+25K Horizontal Potentiometer
Part No.	Description
11 PER1MT-1H	Button Maintained Kit+1K Horizontal Potentiometer
PER1MT-5H	Button Maintained Kit+5K Horizontal Potentiometer
PER1MT-10H	Button Maintained Kit+10K Horizontal Potentiometer
PER1MT-25H	Button Maintained Kit+25K Horizontal Potentiometer
Part No.	Description
12 PER1MTS-1H	Rotate on/off 1K Potentiometer Switch Kit
PER1MTS-5H	Rotate on/off 5K Potentiometer Switch Kit
PER1MTS-10H	Rotate on/off 10K Potentiometer Switch Kit
PER1MTS-25H	Rotate on/off 25K Potentiometer Switch Kit

Air-Cooled-SL

35mm Series



Gas Connection Options



Surelok Kit Complete

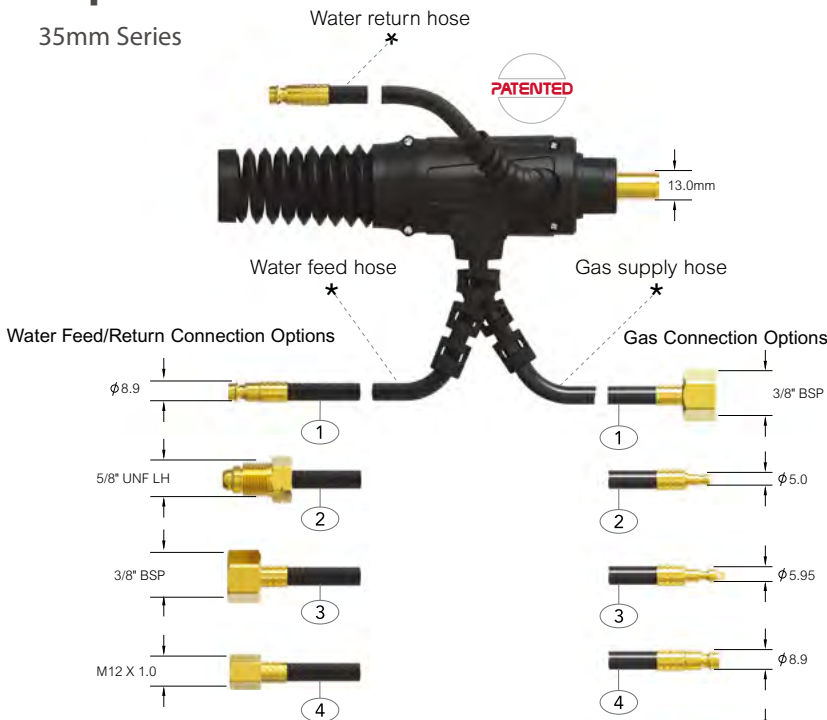
Part No.	Description	Model
POSL3550-917-GS #	Air-Cooled Small Surelok Termination	9/17/125M
POSL3550-26-GS #	Air-Cooled Large Surelok Termination	26

Gas Supply Hose

Part No.	Description
1 GS1	Gas Supply Hose c/w 3/8" BSP
2 GS2	Gas Supply Hose c/w 5.0mm Quick Fit
3 GS3	Gas Supply Hose c/w 5.95mm Quick Fit
4 GS4	Gas Supply Hose c/w 8.9mm Quick Fit
5 GS5	Gas Supply Hose c/w 1/4" BSP
6 GS6	Gas Supply Hose c/w M10 x 1.0
7 GS7	Gas Supply Hose c/w 5/8" UNF RH
8 GS8	Gas Supply Hose c/w M12 x 1.0

Liquid-Cooled-SL

35mm Series



Surelok Kit Complete

Part No.	Description	Model
POSL3550-1820-WR #	Liquid-Cooled Surelok Termination	18/18SC/20/24W/250M/225F

Water Feed Hose

Part No.	Description
1 WF1	Water Feed Hose c/w 8.9mm Quick Fit
2 WF2	Water Feed Hose c/w 5/8" UNF LH
3 WF3	Water Feed Hose c/w 3/8" BSP
4 WF4	Water Feed Hose c/w M12 x 1.0

Water Return Hose

Part No.	Description
1 WR1	Water Return Hose c/w 8.9mm Quick Fit
2 WR2	Water Return Hose c/w 5/8" UNF LH
3 WR3	Water Return Hose c/w 3/8" BSP
4 WR4	Water Return Hose c/w M12 x 1.0

Gas Supply Hose

Part No.	Description
1 GS1	Gas Supply Hose c/w 3/8" BSP
2 GS2	Gas Supply Hose c/w 5.0mm Quick Fit
3 GS3	Gas Supply Hose c/w 5.95mm Quick Fit
4 GS4	Gas Supply Hose c/w 8.9mm Quick Fit
5 GS5	Gas Supply Hose c/w 1/4" BSP
6 GS6	Gas Supply Hose c/w M10 x 1.0
7 GS7	Gas Supply Hose c/w 5/8" UNF RH
8 GS8	Gas Supply Hose c/w M12 x 1.0

#Note: Gas and Water hose assemblies are configured by utilizing the main Part No. And a termination suffix from the appropriate termination table.

Example: PSL3550-1820-WR1

Water Return Hose c/w 8.9mm Quick Fit

Suregrip Ergo Tig Torch Range

Surelok GT Termination Options

Air-Cooled-GT

35mm Series



Surelok GT Kit Complete

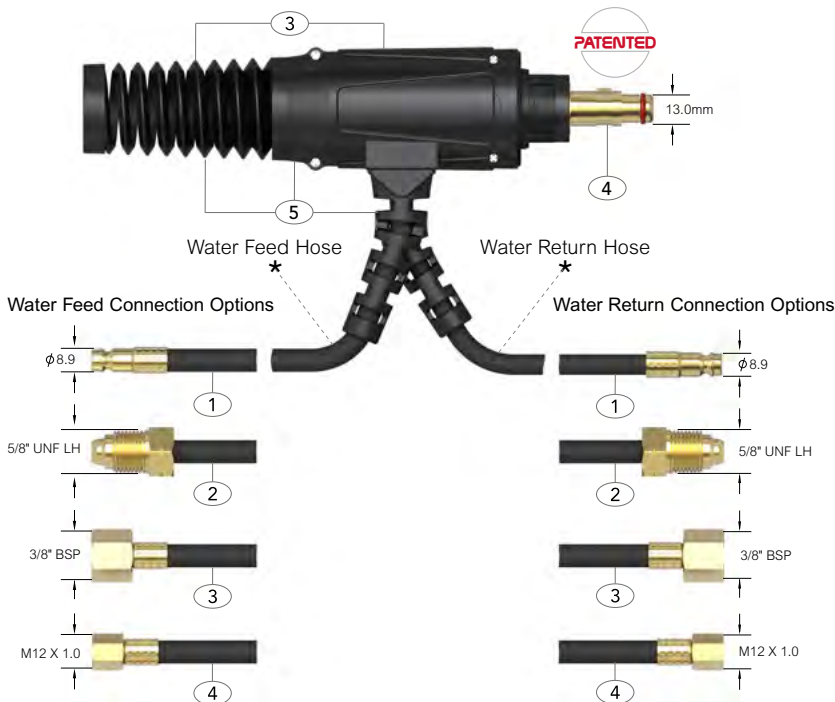
Part No.	Description	Model
PFRSL3550G-917	Air-Cooled Small Surelok GT Termination	9/17/125M
PFRSL3550G-26	Air-Cooled Large Surelok GT Termination	26

Surelok Connector Kit Complete

Part No.	Description
1 PFRSL3550G	Gas Through Surelok Body
2 PFRSLH917	A/C Gas Through Housing Complete
3 PFRSLH26	A/C Gas Through Housing Complete

Liquid-Cooled-GT

35mm Series



Surelok Kit Complete

Part No.	Description	Model
PFRSL3550W-1820	Liquid-Cooled Surelok GT Termination	18/18SC/20/24W/250M/225F

Surelok Connector Kit Complete

Part No.	Description
4 PFRSL3550W	Gas Through Surelok Body
5 PFRSLH1820	W/C Gas Through Housing Complete

Water Feed Hose

Part No.	Description
1 WF1	Water Feed Hose c/w 8.9mm Quick Fit
2 WF2	Water Feed Hose c/w 5/8" UNF LH
3 WF3	Water Feed Hose c/w 3/8" BSP
4 WF4	Water Feed Hose c/w M12 x 1.0

Water Return Hose

Part No.	Description
1 WR1	Water Return Hose c/w 8.9mm Quick Fit
2 WR2	Water Return Hose c/w 5/8" UNF LH
3 WR3	Water Return Hose c/w 3/8" BSP
4 WR4	Water Return Hose c/w M12 x 1.0



Kit Order Codes

Part No.	Description
PERCP0	2 Pin Amphenol Plug

Kit Order Codes

Part No.	Description
PERCP1	4 Pin Amphenol Plug

Kit Order Codes

Part No.	Description
PERCP2	5 Pin Amphenol Plug

Kit Order Codes

Part No.	Description
PERCP3	6 Pin Amphenol Plug

Kit Order Codes

Part No.	Description
PERCP4	14 Pin Amphenol Plug

Kit Order Codes

Part No.	Description
PERCP6	8 Pin Amphenol Plug
PERCP6-5	5 Pin Amphenol Plug

Kit Order Codes

Part No.	Description
PERCP7	3 Pin Tuchel Plug

Kit Order Codes

Part No.	Description
PERCP8	9 Pin Tuchel Plug

Kit Order Codes

Part No.	Description
PERCP9	5 Pin Tuchel Plug

Kit Order Codes

Part No.	Description
PERCP11	7 Pin Uniarc Plug

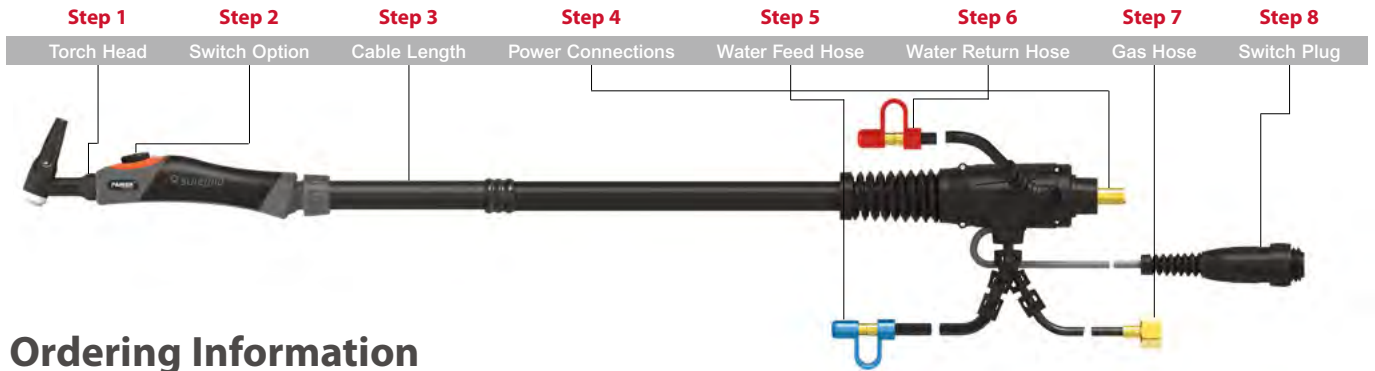
Kit Order Codes

Part No.	Description
PXS12-J3P	3 Pin Plug

The above list is a small selection of the plugs available, if you cannot see the plug you require please contact us.

Suregrip Ergo Tig Torch Range

Torch Package Configurator



Ordering Information

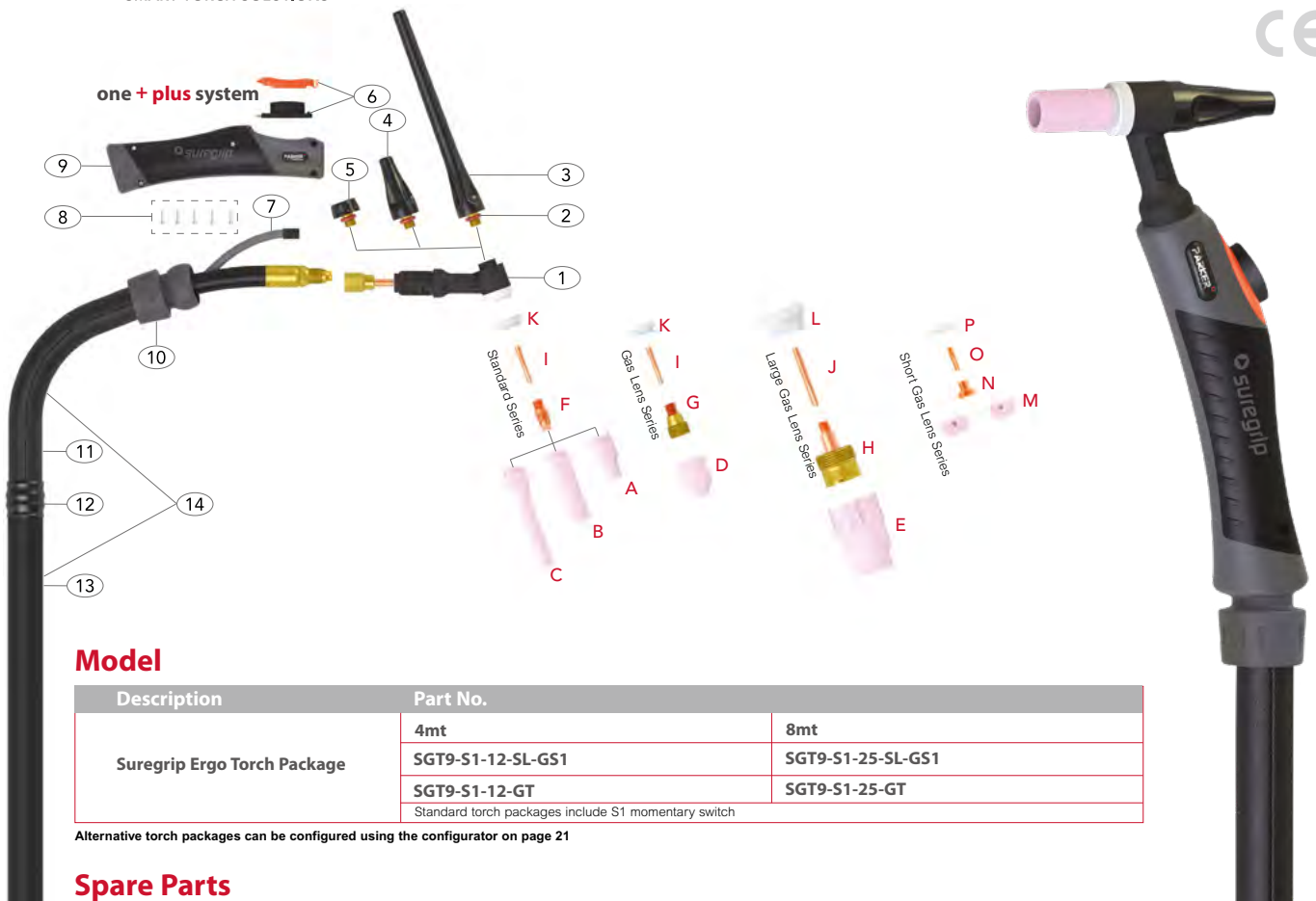
Torch package part numbering is configured using the simple 8 stage system outlined below.

1. Select the correct model of torch head
2. Select the switch option required
3. Select the length of cable required
4. Select the correct power connections
5. Select the correct water feed connections
6. Select the correct water return connections
7. Select the correct gas connection
8. Add a switch plug if required

Example:- SGT18FX-S1-12-SL-WF1-WR1-GS5-PERCP11

Suregrip SGT18FX Ergo Torch x 12ft with momentary switch, quick fit water, 1/4" BSP gas and 7 pin Uniarc plug.

	Step 1	Step 2	Step 3	Step 4	Step 5	Step 6	Step 7	Step 8																												
	Torch Head	Switch Option	Cable Length	Power Connections	Water Feed Hose	Water Return Hose	Gas Hose	Switch Plug																												
Air-Cooled	<table border="1"> <thead> <tr><th>Part No.</th><th>Description</th></tr> </thead> <tbody> <tr><td>SGT9</td><td>125A DC</td></tr> <tr><td>SGT9FX</td><td>125A DC FLEX</td></tr> <tr><td>SGT9FXL</td><td>125A DC FLEX LONG</td></tr> <tr><td>SGT17</td><td>150A DC</td></tr> <tr><td>SGT17FX</td><td>150A DC FLEX</td></tr> <tr><td>SGT17FXL</td><td>150A DC FLEX LONG</td></tr> </tbody> </table>	Part No.	Description	SGT9	125A DC	SGT9FX	125A DC FLEX	SGT9FXL	125A DC FLEX LONG	SGT17	150A DC	SGT17FX	150A DC FLEX	SGT17FXL	150A DC FLEX LONG																					
Part No.	Description																																			
SGT9	125A DC																																			
SGT9FX	125A DC FLEX																																			
SGT9FXL	125A DC FLEX LONG																																			
SGT17	150A DC																																			
SGT17FX	150A DC FLEX																																			
SGT17FXL	150A DC FLEX LONG																																			
Liquid-Cooled	<table border="1"> <tbody> <tr><td>SGT26</td><td>180A DC</td></tr> <tr><td>SGT26FX</td><td>180A DC FLEX</td></tr> <tr><td>SGT24W</td><td>180A DC</td></tr> <tr><td>SGT20</td><td>225A DC</td></tr> <tr><td>SGT20S</td><td>340A DC</td></tr> <tr><td>SGT20FXL</td><td>225A DC FLEX LONG</td></tr> <tr><td>SGT18</td><td>380A DC</td></tr> <tr><td>SGT18FX</td><td>380A DC FLEX</td></tr> <tr><td>SGT18SC</td><td>410A DC</td></tr> </tbody> </table>	SGT26	180A DC	SGT26FX	180A DC FLEX	SGT24W	180A DC	SGT20	225A DC	SGT20S	340A DC	SGT20FXL	225A DC FLEX LONG	SGT18	380A DC	SGT18FX	380A DC FLEX	SGT18SC	410A DC																	
SGT26	180A DC																																			
SGT26FX	180A DC FLEX																																			
SGT24W	180A DC																																			
SGT20	225A DC																																			
SGT20S	340A DC																																			
SGT20FXL	225A DC FLEX LONG																																			
SGT18	380A DC																																			
SGT18FX	380A DC FLEX																																			
SGT18SC	410A DC																																			
Special Access	<table border="1"> <tbody> <tr><td>SGTSF125M</td><td>150A DC</td></tr> <tr><td>SGTSF250M</td><td>250A DC</td></tr> <tr><td>SGTSF225</td><td>225A DC FLEX</td></tr> </tbody> </table>	SGTSF125M	150A DC	SGTSF250M	250A DC	SGTSF225	225A DC FLEX																													
SGTSF125M	150A DC																																			
SGTSF250M	250A DC																																			
SGTSF225	225A DC FLEX																																			
Cold Wire	<table border="1"> <tbody> <tr><td>SGTCW17</td><td>150A DC</td></tr> <tr><td>SGTCW26</td><td>180A DC</td></tr> <tr><td>SGTCW18</td><td>180A DC</td></tr> <tr><td>SGTCW18SC</td><td>410A DC</td></tr> </tbody> </table>	SGTCW17	150A DC	SGTCW26	180A DC	SGTCW18	180A DC	SGTCW18SC	410A DC																											
SGTCW17	150A DC																																			
SGTCW26	180A DC																																			
SGTCW18	180A DC																																			
SGTCW18SC	410A DC																																			
Hot Wire	<table border="1"> <tbody> <tr><td>SGTHCW18SC</td><td>410A DC</td></tr> </tbody> </table>	SGTHCW18SC	410A DC																																	
SGTHCW18SC	410A DC																																			
	NOTE: See page 14 for torch heads explanation																																			
				Power Connections <table border="1"> <thead> <tr><th>Part No.</th><th>Description</th></tr> </thead> <tbody> <tr><td>SL</td><td>Surelok 13mm</td></tr> <tr><td>SL1625</td><td>Surelok 9mm</td></tr> <tr><td>GT</td><td>Gas Through Surelok</td></tr> </tbody> </table>	Part No.	Description	SL	Surelok 13mm	SL1625	Surelok 9mm	GT	Gas Through Surelok																								
Part No.	Description																																			
SL	Surelok 13mm																																			
SL1625	Surelok 9mm																																			
GT	Gas Through Surelok																																			
				# Water Feed Hose <table border="1"> <thead> <tr><th>Part No.</th><th>Description</th></tr> </thead> <tbody> <tr><td>WF1</td><td>Water Feed Hose c/w 8.9mm Quick Fit</td></tr> <tr><td>WF2</td><td>Water Feed Hose c/w 5/8" UNF LH</td></tr> <tr><td>WF3</td><td>Water Feed Hose c/w 3/8" BSP</td></tr> <tr><td>WF4</td><td>Water Feed Hose c/w M12 x 1.0</td></tr> </tbody> </table>	Part No.	Description	WF1	Water Feed Hose c/w 8.9mm Quick Fit	WF2	Water Feed Hose c/w 5/8" UNF LH	WF3	Water Feed Hose c/w 3/8" BSP	WF4	Water Feed Hose c/w M12 x 1.0																						
Part No.	Description																																			
WF1	Water Feed Hose c/w 8.9mm Quick Fit																																			
WF2	Water Feed Hose c/w 5/8" UNF LH																																			
WF3	Water Feed Hose c/w 3/8" BSP																																			
WF4	Water Feed Hose c/w M12 x 1.0																																			
				NOTE: See page 18 for Surelok terminations explanation																																
				# Water Return Hose <table border="1"> <thead> <tr><th>Part No.</th><th>Description</th></tr> </thead> <tbody> <tr><td>WR1</td><td>Water Return Hose c/w 8.9mm Quick Fit</td></tr> <tr><td>WR2</td><td>Water Return Hose c/w 5/8" UNF LH</td></tr> <tr><td>WR3</td><td>Water Return Hose c/w 3/8" BSP</td></tr> <tr><td>WR4</td><td>Water Return Hose c/w M12 x 1.0</td></tr> </tbody> </table>	Part No.	Description	WR1	Water Return Hose c/w 8.9mm Quick Fit	WR2	Water Return Hose c/w 5/8" UNF LH	WR3	Water Return Hose c/w 3/8" BSP	WR4	Water Return Hose c/w M12 x 1.0																						
Part No.	Description																																			
WR1	Water Return Hose c/w 8.9mm Quick Fit																																			
WR2	Water Return Hose c/w 5/8" UNF LH																																			
WR3	Water Return Hose c/w 3/8" BSP																																			
WR4	Water Return Hose c/w M12 x 1.0																																			
				NOTE: See page 18 for Surelok terminations explanation																																
				<table border="1"> <thead> <tr><th>Part No.</th><th>Description</th></tr> </thead> <tbody> <tr><td>12</td><td>12.5ft Cables (4m)</td></tr> <tr><td>25</td><td>25ft Cables (8m)</td></tr> <tr><td>37</td><td>37ft Cables (12m)</td></tr> <tr><td>50</td><td>50ft Cables (16m)</td></tr> </tbody> </table>	Part No.	Description	12	12.5ft Cables (4m)	25	25ft Cables (8m)	37	37ft Cables (12m)	50	50ft Cables (16m)																						
Part No.	Description																																			
12	12.5ft Cables (4m)																																			
25	25ft Cables (8m)																																			
37	37ft Cables (12m)																																			
50	50ft Cables (16m)																																			
				<table border="1"> <thead> <tr><th>Part No.</th><th>Description</th></tr> </thead> <tbody> <tr><td>2T</td><td>Maintained Switch+5k Pot</td></tr> <tr><td>3T</td><td>Maintained Switch+10k Pot</td></tr> <tr><td>4T</td><td>Maintained Switch+25k Pot</td></tr> <tr><td>1KH</td><td>1 Button Momentary+1k Horizontal Pot</td></tr> <tr><td>2KH</td><td>1 Button Momentary+5k Horizontal Pot</td></tr> <tr><td>3KH</td><td>1 Button Momentary+10k Horizontal Pot</td></tr> <tr><td>4KH</td><td>1 Button Momentary+25k Horizontal Pot</td></tr> <tr><td>1TH</td><td>Maintained Switch+1k Horizontal Pot</td></tr> <tr><td>2TH</td><td>Maintained Switch+5k Horizontal Pot</td></tr> <tr><td>3TH</td><td>Maintained Switch+10k Horizontal Pot</td></tr> <tr><td>4TH</td><td>Maintained Switch+25k Horizontal Pot</td></tr> </tbody> </table>	Part No.	Description	2T	Maintained Switch+5k Pot	3T	Maintained Switch+10k Pot	4T	Maintained Switch+25k Pot	1KH	1 Button Momentary+1k Horizontal Pot	2KH	1 Button Momentary+5k Horizontal Pot	3KH	1 Button Momentary+10k Horizontal Pot	4KH	1 Button Momentary+25k Horizontal Pot	1TH	Maintained Switch+1k Horizontal Pot	2TH	Maintained Switch+5k Horizontal Pot	3TH	Maintained Switch+10k Horizontal Pot	4TH	Maintained Switch+25k Horizontal Pot								
Part No.	Description																																			
2T	Maintained Switch+5k Pot																																			
3T	Maintained Switch+10k Pot																																			
4T	Maintained Switch+25k Pot																																			
1KH	1 Button Momentary+1k Horizontal Pot																																			
2KH	1 Button Momentary+5k Horizontal Pot																																			
3KH	1 Button Momentary+10k Horizontal Pot																																			
4KH	1 Button Momentary+25k Horizontal Pot																																			
1TH	Maintained Switch+1k Horizontal Pot																																			
2TH	Maintained Switch+5k Horizontal Pot																																			
3TH	Maintained Switch+10k Horizontal Pot																																			
4TH	Maintained Switch+25k Horizontal Pot																																			
							<table border="1"> <thead> <tr><th>Part No.</th><th>Description</th></tr> </thead> <tbody> <tr><td>PERCP0</td><td>2 Pin Amphenol Plug</td></tr> <tr><td>PERCP1</td><td>4 Pin Amphenol Plug</td></tr> <tr><td>PERCP2</td><td>5 Pin Amphenol Plug</td></tr> <tr><td>PERCP3</td><td>6 Pin Amphenol Plug</td></tr> <tr><td>PERCP4</td><td>14 Pin Amphenol Plug</td></tr> <tr><td>PERCP6</td><td>8 Pin Amphenol Plug</td></tr> <tr><td>PERCP6-5</td><td>5 Pin Amphenol Plug</td></tr> <tr><td>PERCP7</td><td>3 Pin Tuchel Plug</td></tr> <tr><td>PERCP8</td><td>9 Pin Tuchel Plug</td></tr> <tr><td>PERCP9</td><td>5 Pin Tuchel Plug</td></tr> <tr><td>PERCP11</td><td>7 Pin Uniarc Plug</td></tr> <tr><td>PXS12-J3P</td><td>3 Pin Plug</td></tr> </tbody> </table>	Part No.	Description	PERCP0	2 Pin Amphenol Plug	PERCP1	4 Pin Amphenol Plug	PERCP2	5 Pin Amphenol Plug	PERCP3	6 Pin Amphenol Plug	PERCP4	14 Pin Amphenol Plug	PERCP6	8 Pin Amphenol Plug	PERCP6-5	5 Pin Amphenol Plug	PERCP7	3 Pin Tuchel Plug	PERCP8	9 Pin Tuchel Plug	PERCP9	5 Pin Tuchel Plug	PERCP11	7 Pin Uniarc Plug	PXS12-J3P	3 Pin Plug			
Part No.	Description																																			
PERCP0	2 Pin Amphenol Plug																																			
PERCP1	4 Pin Amphenol Plug																																			
PERCP2	5 Pin Amphenol Plug																																			
PERCP3	6 Pin Amphenol Plug																																			
PERCP4	14 Pin Amphenol Plug																																			
PERCP6	8 Pin Amphenol Plug																																			
PERCP6-5	5 Pin Amphenol Plug																																			
PERCP7	3 Pin Tuchel Plug																																			
PERCP8	9 Pin Tuchel Plug																																			
PERCP9	5 Pin Tuchel Plug																																			
PERCP11	7 Pin Uniarc Plug																																			
PXS12-J3P	3 Pin Plug																																			
							NOTE: See page 20 for cable plugs explanation																													
						# Gas Supply Hose <table border="1"> <thead> <tr><th>Part No.</th><th>Description</th></tr> </thead> <tbody> <tr><td>GS1</td><td>Gas Supply Hose c/w 3/8" BSP</td></tr> <tr><td>GS2</td><td>Gas Supply Hose c/w 5.0mm Quick Fit</td></tr> <tr><td>GS3</td><td>Gas Supply Hose c/w 5.95mm Quick Fit</td></tr> <tr><td>GS4</td><td>Gas Supply Hose c/w 8.9mm Quick Fit</td></tr> <tr><td>GS5</td><td>Gas Supply Hose c/w 1/4" BSP</td></tr> <tr><td>GS6</td><td>Gas Supply Hose c/w M10 x 1.0</td></tr> <tr><td>GS7</td><td>Gas Supply Hose c/w 5/8" UNF RH</td></tr> <tr><td>GS8</td><td>Gas Supply Hose c/w M12 x 1.0</td></tr> </tbody> </table>	Part No.	Description	GS1	Gas Supply Hose c/w 3/8" BSP	GS2	Gas Supply Hose c/w 5.0mm Quick Fit	GS3	Gas Supply Hose c/w 5.95mm Quick Fit	GS4	Gas Supply Hose c/w 8.9mm Quick Fit	GS5	Gas Supply Hose c/w 1/4" BSP	GS6	Gas Supply Hose c/w M10 x 1.0	GS7	Gas Supply Hose c/w 5/8" UNF RH	GS8	Gas Supply Hose c/w M12 x 1.0												
Part No.	Description																																			
GS1	Gas Supply Hose c/w 3/8" BSP																																			
GS2	Gas Supply Hose c/w 5.0mm Quick Fit																																			
GS3	Gas Supply Hose c/w 5.95mm Quick Fit																																			
GS4	Gas Supply Hose c/w 8.9mm Quick Fit																																			
GS5	Gas Supply Hose c/w 1/4" BSP																																			
GS6	Gas Supply Hose c/w M10 x 1.0																																			
GS7	Gas Supply Hose c/w 5/8" UNF RH																																			
GS8	Gas Supply Hose c/w M12 x 1.0																																			
							NOTE: See page 18 terminations explanation																													
							<table border="1"> <tbody> <tr><td>1THS</td><td>Rotate on/off 1K Potentiometer Switch Kit</td></tr> <tr><td>2THS</td><td>Rotate on/off 5K Potentiometer Switch Kit</td></tr> <tr><td>3THS</td><td>Rotate on/off 10K Potentiometer Switch Kit</td></tr> <tr><td>4THS</td><td>Rotate on/off 25K Potentiometer Switch Kit</td></tr> </tbody> </table>	1THS	Rotate on/off 1K Potentiometer Switch Kit	2THS	Rotate on/off 5K Potentiometer Switch Kit	3THS	Rotate on/off 10K Potentiometer Switch Kit	4THS	Rotate on/off 25K Potentiometer Switch Kit																					
1THS	Rotate on/off 1K Potentiometer Switch Kit																																			
2THS	Rotate on/off 5K Potentiometer Switch Kit																																			
3THS	Rotate on/off 10K Potentiometer Switch Kit																																			
4THS	Rotate on/off 25K Potentiometer Switch Kit																																			
							NOTE: See page 16 for switches explanation																													



Model

Description	Part No.	
Suregrip Ergo Torch Package	4mt	8mt
	SGT9-S1-12-SL-GS1	SGT9-S1-25-SL-GS1
	SGT9-S1-12-GT	SGT9-S1-25-GT
Standard torch packages include S1 momentary switch		

Alternative torch packages can be configured using the configurator on page 21

Spare Parts

Part No.	Description
1	PWP9 Torch Body Standard
2	P98W77 Back Cap 'O' Ring
3	P41V24 Back Cap Long
4	P41V35 Back Cap Medium
5	P41V33 Back Cap Short
6	PER1MS Momentary Kit
7	PERSWL4 Switch Lead 12.5ft
	PERSWL8 Switch Lead 25ft
8	PERSP1 Screw Pack
9	PERH100 Suregrip Small Ergo Tig Handle
10	PERKJ100 Small Knuckle Joint and Lock Nut
11	PERLC100-08 Leather Cover x 0.8mt
12	PERJK100 Jointing Repair Kit
13	PERNCS-32 Neoprene Cover x 3.2mt
	PERNCS-72 Neoprene Cover x 7.2mt


Part No.	Description
14	PERCO100-40 Sheath x 12.5ft Inc Leather Cover
	PERCO100-80 Sheath x 25ft Inc Leather Cover

Need a Clear View?

Refer to Page 58 for Quartz Tig Consumable Kits

For more information please refer to the following sections:

- Master Wear Parts Table Pages 51-57
- Wear Parts Configuration Table Pages 62-67
- Rear-End / Cable Parts Pages 68-71



SGT 9 Suregrip Ergo Tig Torch Range

Rating: 125A DC, 90A AC @ 35% duty cycle. Electrode Size: 1.0-2.4mm / 0.040"-3/32"

Air-Cooled Tig Welding Torch

Wear Parts

A Standard Ceramic Cups

Part No.	Description	Size	BoreA	
			mm	inch
P13N08	Standard Ceramic Cup	4	6	1/4
P13N09	Standard Ceramic Cup	5	8	5/16
P13N10	Standard Ceramic Cup	6	10	3/8
P13N11	Standard Ceramic Cup	7	11	7/16
P13N12	Standard Ceramic Cup	8	12.5	1/2
P13N13	Standard Ceramic Cup	10	16	5/8

B Standard Long Ceramic Cups

Part No.	Description	Size	BoreA	
			mm	inch
P796F70	Standard Long Ceramic Cup	3	5	3/16
P796F71	Standard Long Ceramic Cup	4	6	1/4
P796F72	Standard Long Ceramic Cup	5	8	5/16
P796F73	Standard Long Ceramic Cup	6	10	3/8

C Standard Extra Long Ceramic Cups

Part No.	Description	Size	BoreA	
			mm	inch
P796F74	Standard Extra Long Ceramic Cup	3	5	3/16
P796F75	Standard Extra Long Ceramic Cup	4	6	1/4
P796F76	Standard Extra Long Ceramic Cup	5	8	5/16
P796F77	Standard Extra Long Ceramic Cup	6	10	3/8

D Gas Lens Cups

Part No.	Description	Size	BoreA	
			mm	inch
P53N58	Gas Lens Cup	4	6	1/4
P53N59	Gas Lens Cup	5	8	5/16
P53N60	Gas Lens Cup	6	10	3/8
P53N61	Gas Lens Cup	7	11	7/16
P53N61S	Gas Lens Cup	8	12.5	1/2

E Large Diameter Gas Lens Cups

Part No.	Description	Size	BoreA	
			mm	inch
P57N74	Large Diameter Gas Lens Cup	8	12.5	1/2
P57N75	Large Diameter Gas Lens Cup	6	10	3/8
P53N87	Large Diameter Gas Lens Cup	12	19	3/4
P53N88	Large Diameter Gas Lens Cup	10	16	5/8

F Standard Collet Bodies

Part No.	Description	Electrode Size	
		mm	inch
P13N26	Standard Collet Body	1.0	0.040
P13N27	Standard Collet Body	1.6	1/16
P13N27M	Standard Collet Body	2.0	5/64
P13N28	Standard Collet Body	2.4	3/32

G Gas Lens Bodies

Part No.	Description	Electrode Size	
		mm	inch
P45V42	Gas Lens Body	1.0	0.040
P45V43	Gas Lens Body	1.6	1/16
P45V43M	Gas Lens Body	2.0	5/64
P45V44	Gas Lens Body	2.4	3/32

H Large Diameter Gas Lens Bodies

Part No.	Description	Electrode Size	
		mm	inch
P45V0204S	Large Diameter Gas Lens Body	1.0	0.040
P45V116S	Large Diameter Gas Lens Body	1.6	1/16
P45V64S	Large Diameter Gas Lens Body	2.4	3/32

I Standard Collets

Part No.	Description	Electrode Size	
		mm	inch
P13N21	Standard Collet	1.0	0.040
P13N22	Standard Collet	1.6	1/16
P13N22M	Standard Collet	2.0	5/64
P13N23	Standard Collet	2.4	3/32

J Large Diameter Gas Lens Collets

Part No.	Description	Electrode Size	
		mm	inch
P13N21L	Large Diameter Gas Lens Collet	1.0	0.040
P13N22L	Large Diameter Gas Lens Collet	1.6	1/16
P13N23L	Large Diameter Gas Lens Collet	2.4	3/32

Gas Lens Insulator

Part No.	Description
K P598882	Stubby Gas Lens Cup Insulator
L P54N63-20	Large Gas Lens Cup Insulator

M Short Gas Lens Ceramic Cup New

Part No.	Description	Size	BoreA	
			mm	inch
P53N59ES	Short Gas Lens Ceramic Cup	5	8	5/16
P53N60ES	Short Gas Lens Ceramic Cup	6	10	3/8

N Short Gas Lens Ceramic Body New

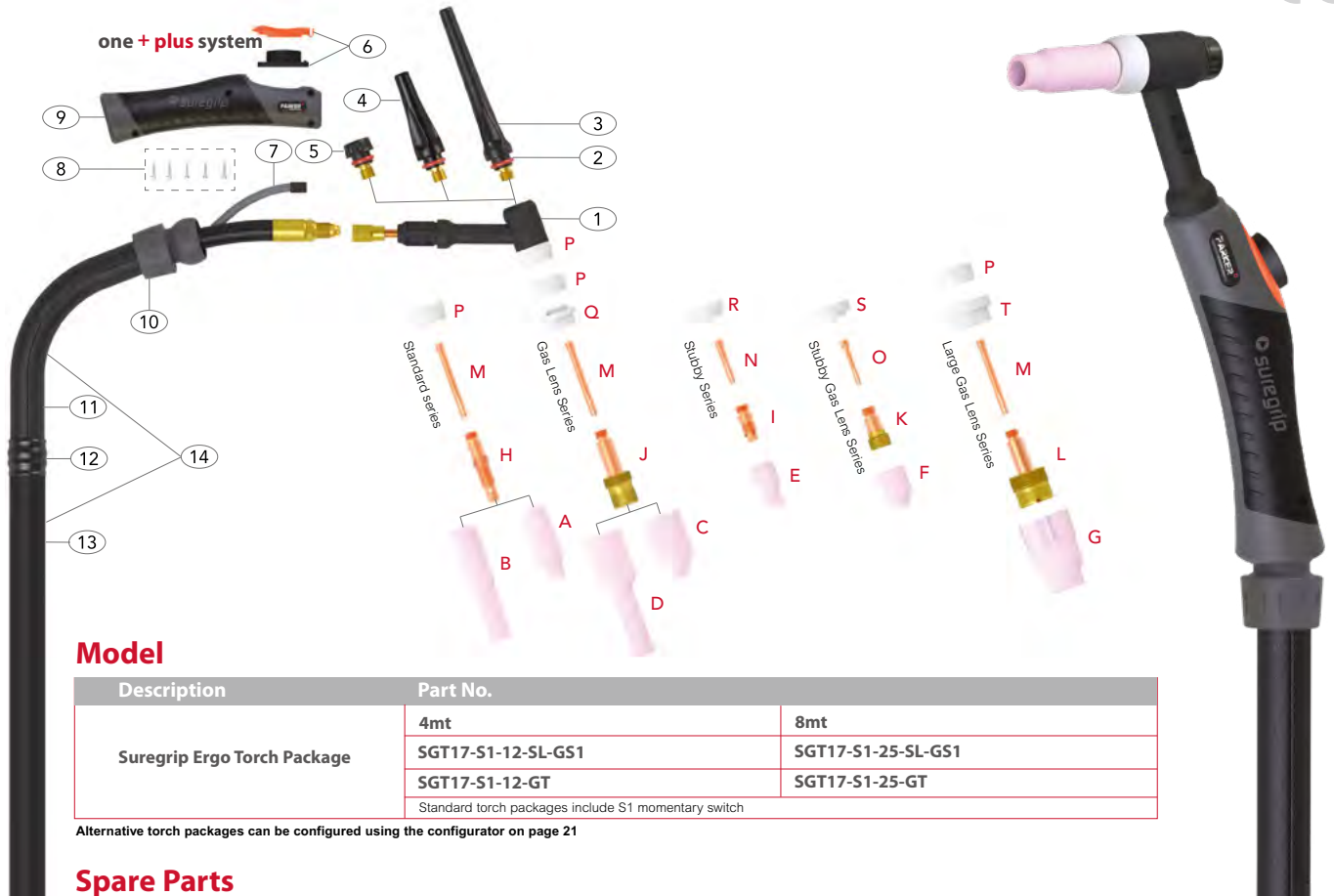
Part No.	Description	Electrode Size	
		mm	inch
P45V42ES	Short Gas Lens Body	1.0	0.040
P45V43ES	Short Gas Lens Body	1.6	1/16
P45V44ES	Short Gas Lens Body	2.4	3/32
P45V45ES	Short Gas Lens Body	3.2	1/8

O Short Collet Bodies New

Part No.	Description	Electrode Size	
		mm	inch
P13N21ES	Short Collet	1.0	0.040
P13N22ES	Short Collet	1.6	1/16
P13N23ES	Short Collet	2.4	3/32
P13N24ES	Short Collet	3.2	1/8

P Short Cup Insulator New

Part No.	Description
P598882ES	Short Cup Insulator



Model

Description	Part No.	
Suregrip Ergo Torch Package	4mt	8mt
	SGT17-S1-12-SL-GS1	SGT17-S1-25-SL-GS1
	SGT17-S1-12-GT	SGT17-S1-25-GT
	Standard torch packages include S1 momentary switch	

Alternative torch packages can be configured using the configurator on page 21


Spare Parts

Part No.	Description
1	PWP17 Torch Body Standard
2	P98W18 Back Cap 'O' Ring
3	P57Y02 Back Cap Long
4	P300M Back Cap Medium
5	P57Y04 Back Cap Short
6	PER1MS Momentary Kit
7	PERSWL4 Switch Lead 12.5ft
	PERSWL8 Switch Lead 25ft
8	PERSP1 Screw Pack
9	PERH100 Suregrip Small Ergo Tig Handle
10	PERKJ100 Small Knuckle Joint and Lock Nut
11	PERLC100-08 Leather Cover x 0.8mt
12	PERJK100 Jointing Repair Kit
13	PERNCS-32 Neoprene Cover x 3.2mt
	PERNCS-72 Neoprene Cover x 7.2mt

Part No.	Description
14	PERCO100-40 Sheath x 12.5ft Inc Leather Cover
	PERCO100-80 Sheath x 25ft Inc Leather Cover

Need a Clear View?
Refer to Page 59/60 for Quartz Tig Consumable Kits

For more information please refer to the following sections:
 •Master Wear Parts Table Pages 51-57
 •Wear Parts Configuration Table Pages 62-67
 •Rear-End / Cable Parts Pages 68-71



SGT 17 Suregrip Ergo Tig Torch Range

Rating: 150A DC, 105A AC @ 35% duty cycle. Electrode Size: 1.0-3.2mm / 0.040"-1/8"

Air-Cooled Tig Welding Torch

Wear Parts

A Standard Ceramic Cups

Part No.	Description	Size	BoreA	
			mm	inch
P10N44	Standard Ceramic Cup	12	19	3/4
P10N45	Standard Ceramic Cup	10	16	5/8
P10N46	Standard Ceramic Cup	8	12.5	1/2
P10N47	Standard Ceramic Cup	7	11	7/16
P10N48	Standard Ceramic Cup	6	10	3/8
P10N49	Standard Ceramic Cup	5	8	5/16
P10N50	Standard Ceramic Cup	4	6	1/4

B Standard Long Ceramic Cups

Part No.	Description	Size	BoreA	
			mm	inch
P10N47L	Standard Long Ceramic Cup	7L	11	7/16
P10N48L	Standard Long Ceramic Cup	6L	10	3/8
P10N49L	Standard Long Ceramic Cup	5L	8	5/16

C Gas Lens Cups

Part No.	Description	Size	BoreA	
			mm	inch
P54N14	Gas Lens Ceramic Cup	8	12.5	1/2
P54N15	Gas Lens Ceramic Cup	7	11	7/16
P54N16	Gas Lens Ceramic Cup	6	10	3/8
P54N17	Gas Lens Ceramic Cup	5	8	5/16
P54N18	Gas Lens Ceramic Cup	4	6	1/4
P54N19	Gas Lens Ceramic Cup	11	17	11/16

D Long Gas Lens Ceramic Cups

Part No.	Description	Size	BoreA	
			mm	inch
P54N15L	Long Gas Lens Ceramic Cup	7	11	7/16
P54N16L	Long Gas Lens Ceramic Cup	6	10	3/8
P54N17L	Long Gas Lens Ceramic Cup	5	8	5/16

E Stubby Ceramic Cups

Part No.	Description	Size	BoreA	
			mm	inch
P13N08	Stubby Ceramic Cup	4	6	1/4
P13N09	Stubby Ceramic Cup	5	8	5/16
P13N10	Stubby Ceramic Cup	6	10	3/8
P13N11	Stubby Ceramic Cup	7	11	7/16
P13N12	Stubby Ceramic Cup	8	12.5	1/2
P13N13	Stubby Ceramic Cup	10	16	5/8

F Stubby Gas Lens Cups

Part No.	Description	Size	BoreA	
			mm	inch
P53N58	Stubby Gas Lens Cup	4	6	1/4
P53N59	Stubby Gas Lens Cup	5	8	5/16
P53N60	Stubby Gas Lens Cup	6	10	3/8
P53N61	Stubby Gas Lens Cup	7	11	7/16
P53N61S	Stubby Gas Lens Cup	8	12.5	1/2

G Large Diameter Gas Lens Cups

Part No.	Description	Size	BoreA	
			mm	inch
P57N74	Large Diameter Gas Lens Cup	8	12.5	1/2
P57N75	Large Diameter Gas Lens Cup	6	10	3/8
P53N87	Large Diameter Gas Lens Cup	12	19	3/4
P53N88	Large Diameter Gas Lens Cup	10	16	5/8

H Standard Collet Bodies

Part No.	Description	Electrode Size	
		mm	inch
P10N28	Standard Collet Body	3.2	1/8
P10N30	Standard Collet Body	1.0	0.040
P10N31	Standard Collet Body	1.6	1/16
P10N31M	Standard Collet Body	2.0	5/64
P10N32	Standard Collet Body	2.4	3/32

I Stubby Collet Bodies

Part No.	Description	Bore
		mm
P17CB20	Stubby Collet Body	3.5

J Gas Lens Body

Part No.	Description	Electrode Size	
		mm	inch
P45V24	Gas Lens Body	1.0	0.040
P45V25	Gas Lens Body	1.6	1/16
P45V25M	Gas Lens Body	2.0	5/64
P45V26	Gas Lens Body	2.4	3/32
P45V27	Gas Lens Body	3.2	1/8

K Stubby Gas Lens Bodies

Part No.	Description	Electrode Size	
		mm	inch
PSTB45V42	Stubby Gas Lens Body	1.0	0.040
PSTB45V43	Stubby Gas Lens Body	1.6	1/16
PSTB45V43M	Stubby Gas Lens Body	2.0	5/64
PSTB45V44	Stubby Gas Lens Body	2.4	3/32
PSTB45V45	Stubby Gas Lens Body	3.2	1/8

L Large Diameter Gas Lens Bodies

Part No.	Description	Electrode Size	
		mm	inch
P45V0204	Large Diameter Gas Lens Body	1.0	0.040
P45V116	Large Diameter Gas Lens Body	1.6	1/16
P45V64	Large Diameter Gas Lens Body	2.4	3/32
P995795	Large Diameter Gas Lens Body	3.2	1/8

M Standard Collets

Part No.	Description	Electrode Size	
		mm	inch
P10N22	Standard Collet	1.0	0.040
P10N23	Standard Collet	1.6	1/16
P10N23M	Standard Collet	2.0	5/64
P10N24	Standard Collet	2.4	3/32
P10N25	Standard Collet	3.2	1/8

N Stubby Series Collets

Part No.	Description	Electrode Size	
		mm	inch
P10N22S	Stubby Series Collet	1.0	0.040
P10N23S	Stubby Series Collet	1.6	1/16
P10N24S	Stubby Series Collet	2.4	3/32
P10N25S	Stubby Series Collet	3.2	1/8

O Stubby Series Gas Lens Collets

Part No.	Description	Electrode Size	
		mm	inch
PSTB13N21	Stubby Gas Lens Collet	1.0	0.040
PSTB13N22	Stubby Gas Lens Collet	1.6	1/16
PSTB13N22M	Stubby Gas Lens Collet	2.0	5/64
PSTB13N23	Stubby Gas Lens Collet	2.4	3/32
PSTB13N24	Stubby Gas Lens Collet	3.2	1/8

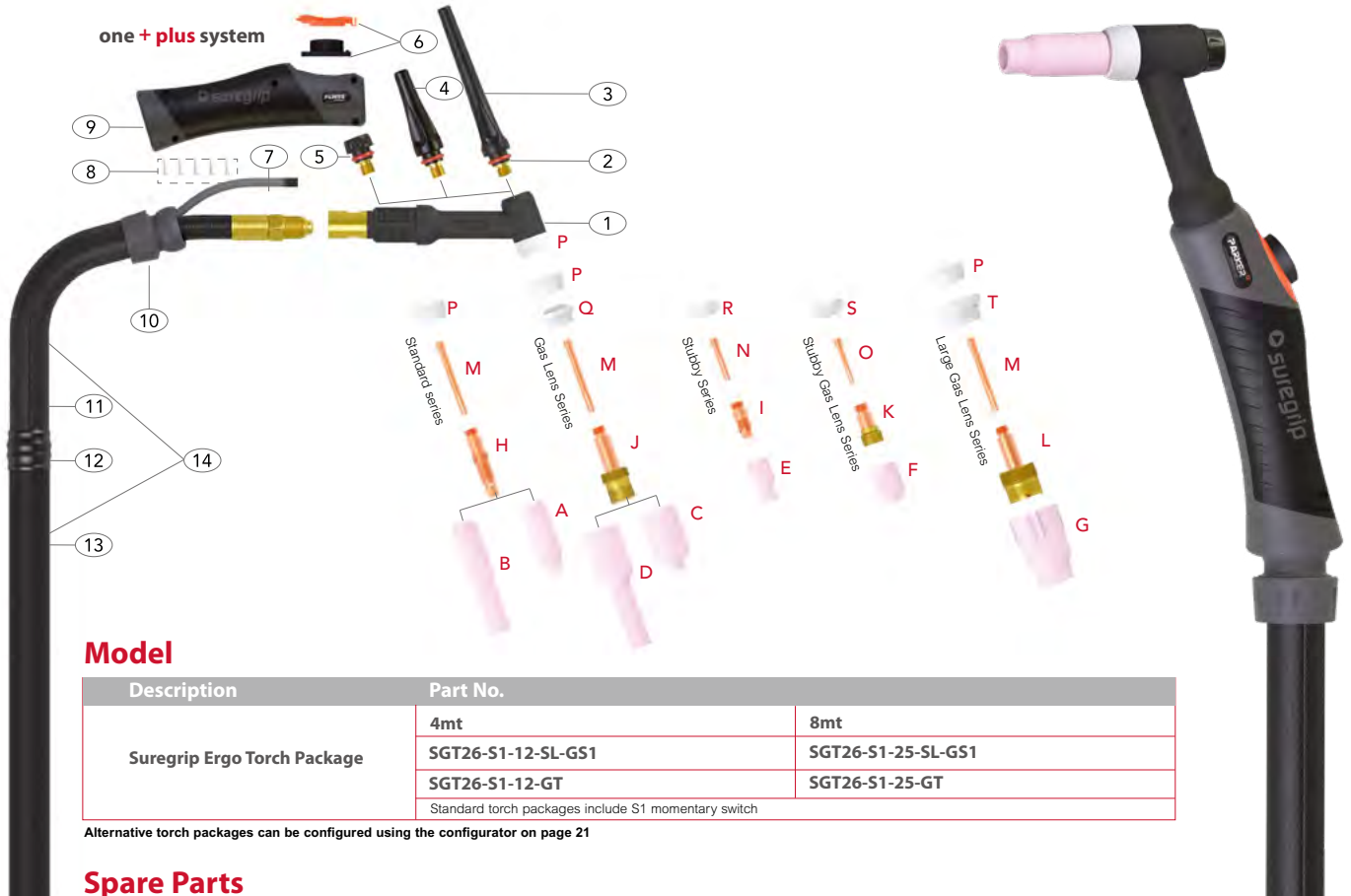
Gas Lens Insulator

Part No.	Description
P	P18CG Standard Cup Insulator
Q	P54N01 Standard Gas Lens Cup Insulator
R	P18CG20 Stubby Cup Insulator
S	PSTB80300236 Stubby Gas Lens Cup Insulator
T	P54N63 Large Gas Lens Cup Insulator

SGT 26 Suregrip Ergo Tig Torch Range

Rating: 180A DC, 125A AC @ 35% duty cycle. Electrode Size: 1.0-4.0mm / 0.040"-5/32"

Air-Cooled Tig Welding Torch



Model

Description	Part No.	
Suregrip Ergo Torch Package	4mt	8mt
	SGT26-S1-12-SL-GS1	SGT26-S1-25-SL-GS1
	SGT26-S1-12-GT	SGT26-S1-25-GT

Standard torch packages include S1 momentary switch

Alternative torch packages can be configured using the configurator on page 21

Spare Parts

Part No.	Description
1	PWP26 Torch Body Standard
2	P98W18 Back Cap 'O' Ring
3	P57Y02 Back Cap Long
4	P300M Back Cap Medium
5	P57Y04 Back Cap Short
6	PER1MS Momentary Kit
7	PERSWL4 Switch Lead 12.5ft
8	PERSWL8 Switch Lead 25ft
9	PERSP1 Screw Pack
10	PERH200 Suregrip Large Ergo Tig Handle
11	PERKJ200 Large Knuckle Joint and Lock Nut
12	PERLC200-08 Leather Cover x 0.8mt
13	PERJK200 Jointing Repair Kit

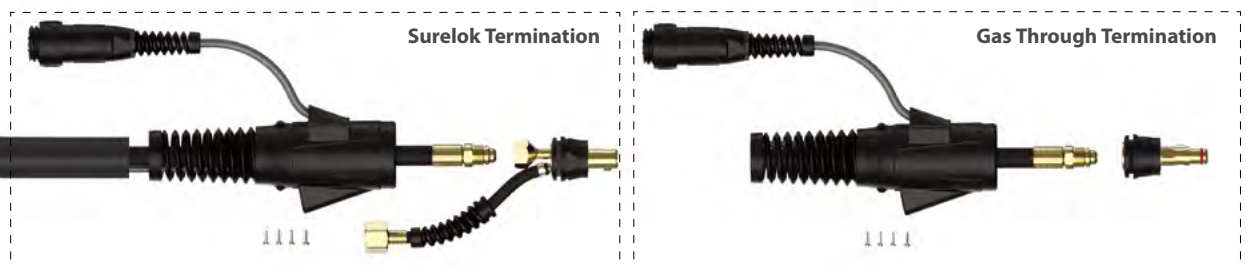
Part No.	Description
13	PERNCL-32 Neoprene Cover x 3.2mt
	PERNCL-72 Neoprene Cover x 7.2mt
14	PERCO200-40 Sheath x 12.5ft Inc Leather Cover
	PERCO200-80 Sheath x 25ft Inc Leather Cover

Need a Clear View?

Refer to Page 59/60 for Quartz Tig Consumable Kits

For more information please refer to the following sections:

- Master Wear Parts Table Pages 51-57
- Wear Parts Configuration Table Pages 62-67
- Rear-End / Cable Parts Pages 68-71



SGT 26 Suregrip Ergo Tig Torch Range

Rating: 180A DC, 125A AC @ 35% duty cycle. Electrode Size: 1.0-4.0mm / 0.040"-5/32"

Air-Cooled Tig Welding Torch

Wear Parts

A Standard Ceramic Cups

Part No.	Description	Size	BoreA	
			mm	inch
P10N44	Standard Ceramic Cup	12	19	3/4
P10N45	Standard Ceramic Cup	10	16	5/8
P10N46	Standard Ceramic Cup	8	12.5	1/2
P10N47	Standard Ceramic Cup	7	11	7/16
P10N48	Standard Ceramic Cup	6	10	3/8
P10N49	Standard Ceramic Cup	5	8	5/16
P10N50	Standard Ceramic Cup	4	6	1/4

B Standard Long Ceramic Cups

Part No.	Description	Size	BoreA	
			mm	inch
P10N47L	Standard Long Ceramic Cup	7L	11	7/16
P10N48L	Standard Long Ceramic Cup	6L	10	3/8
P10N49L	Standard Long Ceramic Cup	5L	8	5/16

C Gas Lens Cups

Part No.	Description	Size	BoreA	
			mm	inch
P54N14	Gas Lens Ceramic Cup	8	12.5	1/2
P54N15	Gas Lens Ceramic Cup	7	11	7/16
P54N16	Gas Lens Ceramic Cup	6	10	3/8
P54N17	Gas Lens Ceramic Cup	5	8	5/16
P54N18	Gas Lens Ceramic Cup	4	6	1/4

D Long Gas Lens Ceramic Cups

Part No.	Description	Size	BoreA	
			mm	inch
P54N15L	Long Gas Lens Ceramic Cup	7	11	7/16
P54N16L	Long Gas Lens Ceramic Cup	6	10	3/8
P54N17L	Long Gas Lens Ceramic Cup	5	8	5/16

E Stubby Ceramic Cups

Part No.	Description	Size	BoreA	
			mm	inch
P13N08	Stubby Ceramic Cup	4	6	1/4
P13N09	Stubby Ceramic Cup	5	8	5/16
P13N10	Stubby Ceramic Cup	6	10	3/8
P13N11	Stubby Ceramic Cup	7	11	7/16
P13N12	Stubby Ceramic Cup	8	12.5	1/2
P13N13	Stubby Ceramic Cup	10	16	5/8

F Stubby Gas Lens Cups

Part No.	Description	Size	BoreA	
			mm	inch
P53N58	Stubby Gas Lens Cup	4	6	1/4
P53N59	Stubby Gas Lens Cup	5	8	5/16
P53N60	Stubby Gas Lens Cup	6	10	3/8
P53N61	Stubby Gas Lens Cup	7	11	7/16
P53N61S	Stubby Gas Lens Cup	8	12.5	1/2

G Large Diameter Gas Lens Cups

Part No.	Description	Size	BoreA	
			mm	inch
P57N74	Large Diameter Gas Lens Cup	8	12.5	1/2
P57N75	Large Diameter Gas Lens Cup	6	10	3/8
P53N87	Large Diameter Gas Lens Cup	12	19	3/4
P53N88	Large Diameter Gas Lens Cup	10	16	5/8

H Standard Collet Bodies

Part No.	Description	Electrode Size	
		mm	inch
P10N28	Standard Collet Body	3.2	1/8
P10N30	Standard Collet Body	1.0	0.040
P10N31	Standard Collet Body	1.6	1/16
P10N31M	Standard Collet Body	2.0	5/64
P10N32	Standard Collet Body	2.4	3/32
406488	Standard Collet Body	4.0	5/32"

I Stubby Collet Bodies

Part No.	Description	Bore
		mm
P17CB20	Stubby Collet Body	3.5

J Gas Lens Bodies

Part No.	Description	Electrode Size	
		mm	inch
P45V24	Gas Lens Body	1.0	0.040
P45V25	Gas Lens Body	1.6	1/16
P45V25M	Gas Lens Body	2.0	5/64
P45V26	Gas Lens Body	2.4	3/32
P45V27	Gas Lens Body	3.2	1/8
P45V28	Gas Lens Body	4.0	5/32

K Stubby Gas Lens Bodies

Part No.	Description	Electrode Size	
		mm	inch
PSTB45V42	Stubby Gas Lens Body	1.0	0.040
PSTB45V43	Stubby Gas Lens Body	1.6	1/16
PSTB45V43M	Stubby Gas Lens Body	2.0	5/64
PSTB45V44	Stubby Gas Lens Body	2.4	3/32
PSTB45V45	Stubby Gas Lens Body	3.2	1/8

L Large Diameter Gas Lens Bodies

Part No.	Description	Electrode Size	
		mm	inch
P45V0204	Large Diameter Gas Lens Body	1.0	0.040
P45V116	Large Diameter Gas Lens Body	1.6	1/16
P45V64	Large Diameter Gas Lens Body	2.4	3/32
P995795	Large Diameter Gas Lens Body	3.2	1/8
P45V63	Large Diameter Gas Lens Body	4.0	5/32

M Standard Collets

Part No.	Description	Electrode Size	
		mm	inch
P10N22	Standard Collet	1.0	0.040
P10N23	Standard Collet	1.6	1/16
P10N23M	Standard Collet	2.0	5/64
P10N24	Standard Collet	2.4	3/32
P10N25	Standard Collet	3.2	1/8
P54N20	Standard Collet	4.0	5/32

N Stubby Series Collets

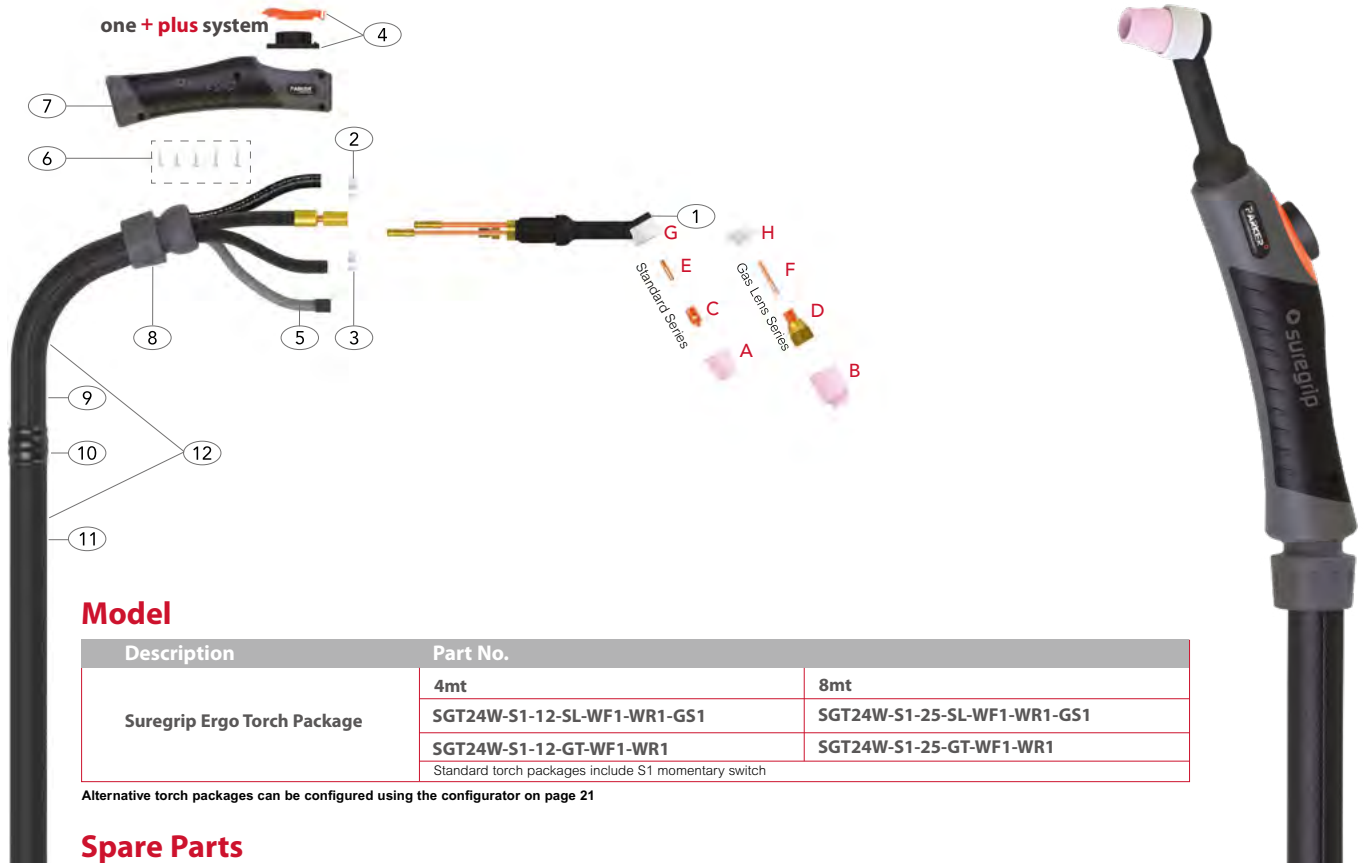
Part No.	Description	Electrode Size	
		mm	inch
P10N22S	Stubby Series Collet	1.0	0.040
P10N23S	Stubby Series Collet	1.6	1/16
P10N24S	Stubby Series Collet	2.4	3/32
P10N25S	Stubby Series Collet	3.2	1/8

O Stubby Series Gas Lens Collets

Part No.	Description	Electrode Size	
		mm	inch
PSTB13N21	Stubby Gas Lens Collet	1.0	0.040
PSTB13N22	Stubby Gas Lens Collet	1.6	1/16
PSTB13N22M	Stubby Gas Lens Collet	2.0	5/64
PSTB13N23	Stubby Gas Lens Collet	2.4	3/32
PSTB13N24	Stubby Gas Lens Collet	3.2	1/8

Gas Lens Insulator

Part No.	Description
P	P18CG Standard Cup Insulator
Q	P54N01 Standard Gas Lens Cup Insulator
R	P18CG20 Stubby Cup Insulator
S	PSTB80300236 Stubby Gas Lens Cup Insulator
T	P54N63 Large Gas Lens Cup Insulator



Model

Description	Part No.	
Suregrip Ergo Torch Package	4mt	8mt
	SGT24W-S1-12-SL-WF1-WR1-GS1	SGT24W-S1-25-SL-WF1-WR1-GS1
	SGT24W-S1-12-GT-WF1-WR1	SGT24W-S1-25-GT-WF1-WR1
	Standard torch packages include S1 momentary switch	

Alternative torch packages can be configured using the configurator on page 21

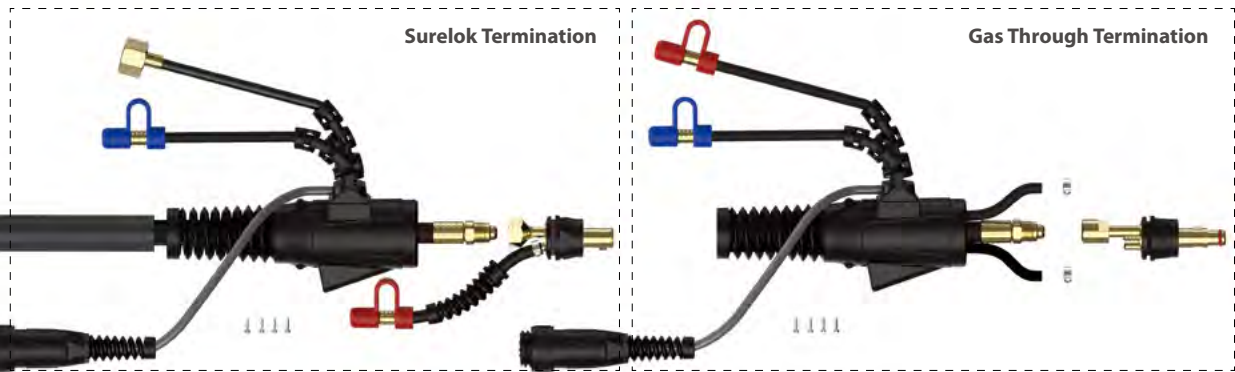
Spare Parts

Part No.	Description
1	PWP24W Torch Body Standard
2	PB5025S Gas Hose Clamp 8.0mm
3	PB5041 Water Hose Clamp 8.7mm
4	PER1MS Momentary Kit
5	PERSWL4 Switch Lead 12.5ft
	PERSWL8 Switch Lead 25ft
6	PERSP1 Screw Pack
7	PERH100N Suregrip Small Ergo Tig Handle
8	PERKJ100 Small Knuckle Joint and Lock Nut
9	PERLC100-08 Leather Cover x 0.8mt
10	PERJK100 Joining Repair Kit

Part No.	Description
11	PERNCS-32 Neoprene Cover x 3.2mt
	PERNCS-72 Neoprene Cover x 7.2mt
12	PERCO100-40 Sheath x 12.5ft Inc Leather Cover
	PERCO100-80 Sheath x 25ft Inc Leather Cover

For more information please refer to the following sections:

- Master Wear Parts Table Pages 51-57
- Wear Parts Configuration Table Pages 62-67
- Rear-End / Cable Parts Pages 68-71



SGT 24W Suregrip Ergo Tig Torch Range

Rating: 180A DC, 125A AC @ 100% duty cycle. Electrode Size: 0.5-2.4mm / 0.020"-3/32"

Liquid-Cooled Tig Welding Torch

Wear Parts

A Standard Ceramic Cups

Part No.	Description	Size	BoreA	
			mm	inch
P53N24	Standard Ceramic Cup	4	6	1/4
P53N25	Standard Ceramic Cup	5	8	5/16
P53N27	Standard Ceramic Cup	6	10	3/8

B Gas Lens Cups

Part No.	Description	Size	BoreA	
			mm	inch
P53N58	Gas Lens Cup	4	6	1/4
P53N59	Gas Lens Cup	5	8	5/16
P53N60	Gas Lens Cup	6	10	3/8
P53N61	Gas Lens Cup	7	11	7/16
P53N61S	Gas Lens Cup	8	12.5	1/2

C Standard Collet Bodies

Part No.	Description	Electrode Size	
		mm	inch
P53N18	Standard Collet Body	1.0	0.040
P53N19	Standard Collet Body	1.6	1/16
P24CB332	Standard Collet Body	2.4	3/32

D Gas Lens Bodies

Part No.	Description	Electrode Size	
		mm	inch
P45V42	Gas Lens Body	1.0	0.040
P45V43	Gas Lens Body	1.6	1/16
P45V43M	Gas Lens Body	2.0	5/64
P45V44	Gas Lens Body	2.4	3/32

E Standard Collets

Part No.	Description	Electrode Size	
		mm	inch
P53N16	Standard Collet	1.0	0.040
P53N14	Standard Collet	1.6	1/16
P24C332	Standard Collet	2.4	3/32

F Gas Lens Collets

Part No.	Description	Electrode Size	
		mm	inch
P53N64	Gas Lens Collet	1.6	1/16
P24GLC332	Gas Lens Collet	2.4	3/32

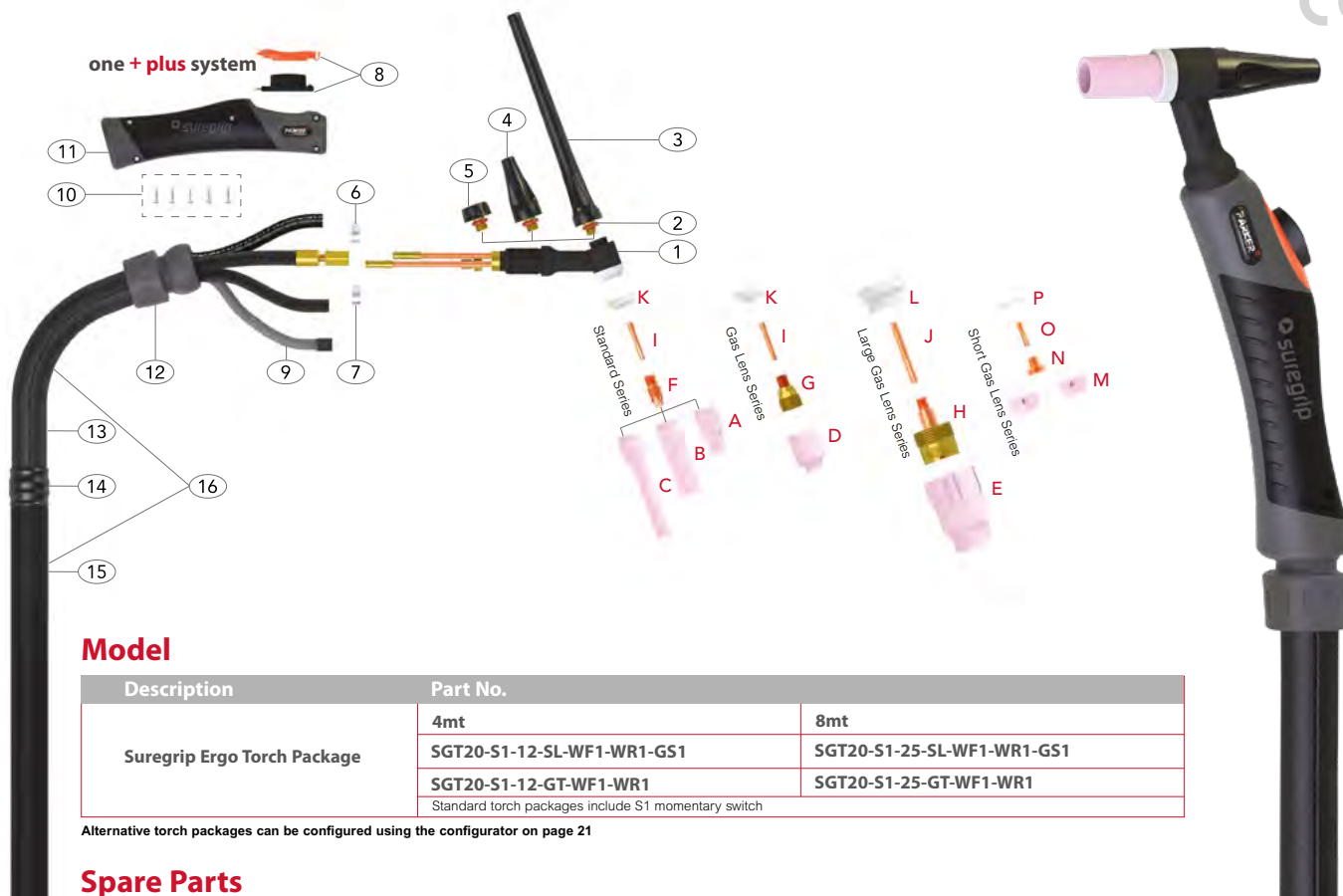
Gas Lens Insulator

Part No.	Description
G P53N22	Standard Gas Lens Insulator
H P53N66	Standard Gas Lens Cup Insulator

SGT 20 Suregrip Ergo Tig Torch Range

Rating: 225A DC, 160A AC @ 100% duty cycle. Electrode Size: 1.0-3.2mm / 0.040"-1/8"

Liquid-Cooled Tig Welding Torch



Model

Description	Part No.	
Suregrip Ergo Torch Package	4mt	8mt
	SGT20-S1-12-SL-WF1-WR1-GS1	SGT20-S1-25-SL-WF1-WR1-GS1
	SGT20-S1-12-GT-WF1-WR1	SGT20-S1-25-GT-WF1-WR1
	Standard torch packages include S1 momentary switch	

Alternative torch packages can be configured using the configurator on page 21

Spare Parts

Part No.	Description
1	PWP20 Torch Body Standard
2	P98W77 Back Cap 'O' Ring
3	P41V24 Back Cap Long
4	P41V35 Back Cap Medium
5	P41V33 Back Cap Short
6	PB5025S Gas Hose Clamp 8.0mm
7	PB5041 Water Hose Clamp 8.7mm
8	PER1MS Momentary Kit
9	PERSWL4 Switch Lead 12.5ft
	PERSWL8 Switch Lead 25ft
10	PERSP1 Screw Pack
11	PERH100N Suregrip Small Ergo Tig Handle


Part No.	Description
12	PERKJ100 Small Knuckle Joint and Lock Nut
13	PERLC100-08 Leather Cover x 0.8mt
14	PERJK100 Jointing Repair Kit
15	PERNCS-32 Neoprene Cover x 3.2mt
	PERNCS-72 Neoprene Cover x 7.2mt
16	PERCO100-40 Sheath x 12.5ft Inc Leather Cover
	PERCO100-80 Sheath x 25ft Inc Leather Cover

Need a Clear View?

Refer to Page 58 for Quartz Tig Consumable Kits

For more information please refer to the following sections:

- Master Wear Parts Table Pages 51-57
- Wear Parts Configuration Table Pages 62-67
- Rear-End / Cable Parts Pages 68-71



SGT 20 Suregrip Ergo Tig Torch Range

Rating: 225A DC, 160A AC @ 100% duty cycle. Electrode Size: 1.0-3.2mm / 0.040"-1/8"

Liquid-Cooled Tig Welding Torch

Wear Parts

A Standard Ceramic Cups

Part No.	Description	Size	BoreA	
			mm	inch
P13N08	Standard Ceramic Cup	4	6	1/4
P13N09	Standard Ceramic Cup	5	8	5/16
P13N10	Standard Ceramic Cup	6	10	3/8
P13N11	Standard Ceramic Cup	7	11	7/16
P13N12	Standard Ceramic Cup	8	12.5	1/2
P13N13	Standard Ceramic Cup	10	16	5/8

B Standard Long Ceramic Cups

Part No.	Description	Size	BoreA	
			mm	inch
P796F70	Standard Long Ceramic Cup	3	5	3/16
P796F71	Standard Long Ceramic Cup	4	6	1/4
P796F72	Standard Long Ceramic Cup	5	8	5/16
P796F73	Standard Long Ceramic Cup	6	10	3/8

C Standard Extra Long Ceramic Cups

Part No.	Description	Size	BoreA	
			mm	inch
P796F74	Standard Extra Long Ceramic Cup	3	5	3/16
P796F75	Standard Extra Long Ceramic Cup	4	6	1/4
P796F76	Standard Extra Long Ceramic Cup	5	8	5/16
P796F77	Standard Extra Long Ceramic Cup	6	10	3/8

D Gas Lens Cups

Part No.	Description	Size	BoreA	
			mm	inch
P53N58	Gas Lens Cup	4	6	1/4
P53N59	Gas Lens Cup	5	8	5/16
P53N60	Gas Lens Cup	6	10	3/8
P53N61	Gas Lens Cup	7	11	7/16
P53N61S	Gas Lens Cup	8	12.5	1/2

E Large Diameter Gas Lens Cups

Part No.	Description	Size	BoreA	
			mm	inch
P57N74	Large Diameter Gas Lens Cup	8	12.5	1/2
P57N75	Large Diameter Gas Lens Cup	6	10	3/8
P53N87	Large Diameter Gas Lens Cup	12	19	3/4
P53N88	Large Diameter Gas Lens Cup	10	16	5/8

F Standard Collet Bodies

Part No.	Description	Electrode Size	
		mm	inch
P13N26	Standard Collet Body	1.0	0.040
P13N27	Standard Collet Body	1.6	1/16
P13N27M	Standard Collet Body	2.0	5/64
P13N28	Standard Collet Body	2.4	3/32
P13N29	Standard Collet Body	3.2	1/8

G Gas Lens Bodies

Part No.	Description	Electrode Size	
		mm	inch
P45V42	Gas Lens Body	1.0	0.040
P45V43	Gas Lens Body	1.6	1/16
P45V43M	Gas Lens Body	2.0	5/64
P45V44	Gas Lens Body	2.4	3/32
P45V45	Gas Lens Body	3.2	1/8"

H Large Diameter Gas Lens Bodies

Part No.	Description	Electrode Size	
		mm	inch
P45V0204S	Large Diameter Gas Lens Body	1.0	0.040
P45V116S	Large Diameter Gas Lens Body	1.6	1/16
P45V64S	Large Diameter Gas Lens Body	2.4	3/32
P995795S	Large Diameter Gas Lens Body	3.2	1/8

I Standard Collets

Part No.	Description	Electrode Size	
		mm	inch
P13N21	Standard Collet	1.0	0.040
P13N22	Standard Collet	1.6	1/16
P13N22M	Standard Collet	2.0	5/64
P13N23	Standard Collet	2.4	3/32
P13N24	Standard Collet	3.2	1/8

J Large Diameter Gas Lens Collets

Part No.	Description	Electrode Size	
		mm	inch
P13N21L	Large Diameter Gas Lens Collet	1.0	0.040
P13N22L	Large Diameter Gas Lens Collet	1.6	1/16
P13N23L	Large Diameter Gas Lens Collet	2.4	3/32
P13N24L	Large Diameter Gas Lens Collet	3.2	1/8

Gas Lens Insulator

Part No.	Description
K P598882	Stubby Gas Lens Cup Insulator
L P54N63-20	Large Gas Lens Cup Insulator

M Short Gas Lens Ceramic Cup *New*

Part No.	Description	Size		BoreA
		mm	inch	
P53N59ES	Short Gas Lens Ceramic Cup	5	8	5/16
P53N60ES	Short Gas Lens Ceramic Cup	6	10	3/8

N Short Gas Lens Ceramic Body *New*

Part No.	Description	Electrode Size	
		mm	inch
P45V42ES	Short Gas Lens Body	1.0	0.040
P45V43ES	Short Gas Lens Body	1.6	1/16
P45V44ES	Short Gas Lens Body	2.4	3/32
P45V45ES	Short Gas Lens Body	3.2	1/8

O Short Collet Bodies *New*

Part No.	Description	Electrode Size	
		mm	inch
P13N21ES	Short Collet	1.0	0.040
P13N22ES	Short Collet	1.6	1/16
P13N23ES	Short Collet	2.4	3/32
P13N24ES	Short Collet	3.2	1/8

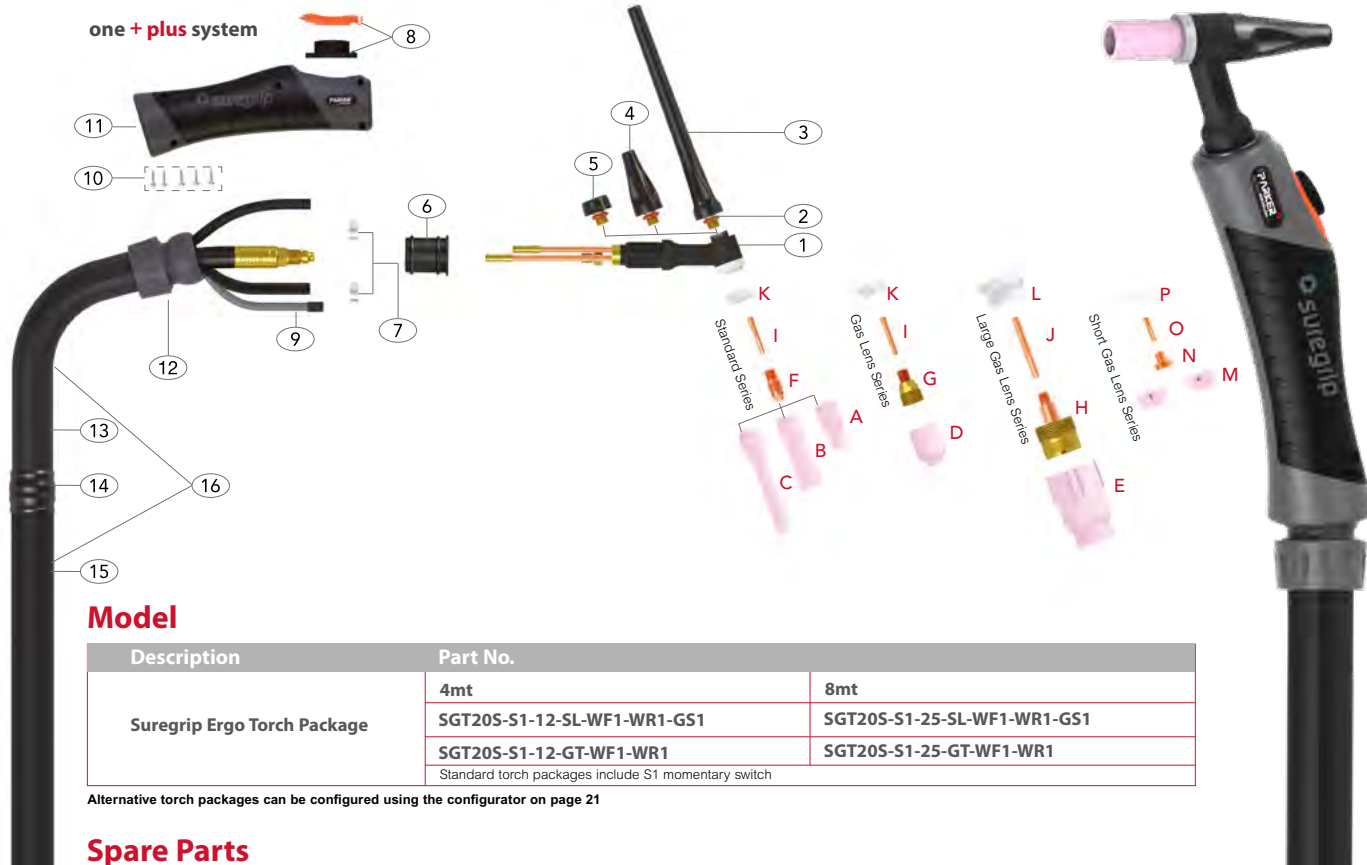
P Short Cup Insulator *New*

Part No.	Description
P598882ES	Short Cup Insulator

SGT 20S Suregrip Ergo Tig Torch Range

Rating: 340A DC, 240A AC @ 100% duty cycle. Electrode Size: 1.0-3.2mm / 0.040"-1/8"

Liquid-Cooled Tig Welding Torch



Model

Description	Part No.	
Suregrip Ergo Torch Package	4mt	8mt
	SGT20S-S1-12-SL-WF1-WR1-GS1	SGT20S-S1-25-SL-WF1-WR1-GS1
	SGT20S-S1-12-GT-WF1-WR1	SGT20S-S1-25-GT-WF1-WR1
	Standard torch packages include S1 momentary switch	

Alternative torch packages can be configured using the configurator on page 21

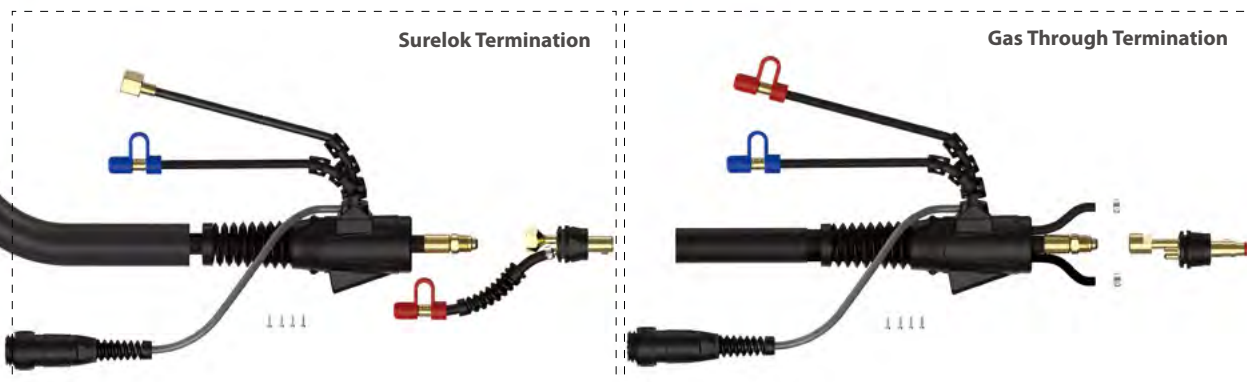
Spare Parts

Part No.	Description
1	PWP20S Torch Body Standard
2	P98W77 Back Cap 'O' Ring
3	P41V24 Back Cap Long
4	P41V35 Back Cap Medium
5	P41V33 Back Cap Short
6	PMIG-WP17-RING-KIT Location Sleeve Assembly
7	PB5041 Hose Clamp 8.7mm
8	PER1MS Momentary Kit
9	PERSWL4 Trigger Lead 12.5ft
	PERSWL8 Trigger Lead 25ft
10	PERSP1 Screw Pack
11	PERH200N Suregrip Large Ergo Tig Handle

Part No.	Description
12	PERKJ200 Large Knuckle Joint and Lock Nut
13	PERLC200-08 Leather Cover x 0.8mt
14	PERJK200 Jointing Repair Kit
15	PERNCL-32 Neoprene Cover Assembly x 3.2mt
	PERNCL-72 Neoprene Cover Assembly x 3.2mt
16	PERCO200-40 Sheath x 12.5ft Inc Leather Cover
	PERCO200-80 Sheath x 25ft Inc Leather Cover

For more information please refer to the following sections:

- Master Wear Parts Table Pages 51-57
- Wear Parts Configuration Table Pages 62-67
- Rear-End / Cable Parts Pages 68-71



SGT 20S Suregrip Ergo Tig Torch Range

Rating: 340A DC, 240A AC @ 100% duty cycle. Electrode Size: 1.0-3.2mm / 0.040"-1/8"

Liquid-Cooled Tig Welding Torch

Wear Parts

A Standard Ceramic Cups

Part No.	Description	Size	BoreA	
			mm	inch
P13N08	Standard Ceramic Cup	4	6	1/4
P13N09	Standard Ceramic Cup	5	8	5/16
P13N10	Standard Ceramic Cup	6	10	3/8
P13N11	Standard Ceramic Cup	7	11	7/16
P13N12	Standard Ceramic Cup	8	12.5	1/2
P13N13	Standard Ceramic Cup	10	16	5/8

B Standard Long Ceramic Cups

Part No.	Description	Size	BoreA	
			mm	inch
P796F70	Standard Long Ceramic Cup	3	5	3/16
P796F71	Standard Long Ceramic Cup	4	6	1/4
P796F72	Standard Long Ceramic Cup	5	8	5/16
P796F73	Standard Long Ceramic Cup	6	10	3/8

C Standard Extra Long Ceramic Cups

Part No.	Description	Size	BoreA	
			mm	inch
P796F74	Standard Extra Long Ceramic Cup	3	5	3/16
P796F75	Standard Extra Long Ceramic Cup	4	6	1/4
P796F76	Standard Extra Long Ceramic Cup	5	8	5/16
P796F77	Standard Extra Long Ceramic Cup	6	10	3/8

D Gas Lens Cups

Part No.	Description	Size	BoreA	
			mm	inch
P53N58	Gas Lens Cup	4	6	1/4
P53N59	Gas Lens Cup	5	8	5/16
P53N60	Gas Lens Cup	6	10	3/8
P53N61	Gas Lens Cup	7	11	7/16
P53N61S	Gas Lens Cup	8	12.5	1/2

E Large Diameter Gas Lens Cups

Part No.	Description	Size	BoreA	
			mm	inch
P57N74	Large Diameter Gas Lens Cup	8	12.5	1/2
P57N75	Large Diameter Gas Lens Cup	6	10	3/8
P53N87	Large Diameter Gas Lens Cup	12	19	3/4
P53N88	Large Diameter Gas Lens Cup	10	16	5/8

F Standard Collet Bodies

Part No.	Description	Electrode Size	
		mm	inch
P13N26	Standard Collet Body	1.0	0.040
P13N27	Standard Collet Body	1.6	1/16
P13N27M	Standard Collet Body	2.0	5/64
P13N28	Standard Collet Body	2.4	3/32
P13N29	Standard Collet Body	3.2	1/8

G Gas Lens Bodies

Part No.	Description	Electrode Size	
		mm	inch
P45V42	Gas Lens Body	1.0	0.040
P45V43	Gas Lens Body	1.6	1/16
P45V43M	Gas Lens Body	2.0	5/64
P45V44	Gas Lens Body	2.4	3/32
P45V45	Gas Lens Body	3.2	1/8

H Large Diameter Gas Lens Bodies

Part No.	Description	Electrode Size	
		mm	inch
P45V0204S	Large Diameter Gas Lens Body	1.0	0.040
P45V116S	Large Diameter Gas Lens Body	1.6	1/16
P45V64S	Large Diameter Gas Lens Body	2.4	3/32
P995795S	Large Diameter Gas Lens Body	3.2	1/8

I Standard Collets

Part No.	Description	Electrode Size	
		mm	inch
P13N21	Standard Collet	1.0	0.040
P13N22	Standard Collet	1.6	1/16
P13N22M	Standard Collet	2.0	5/64
P13N23	Standard Collet	2.4	3/32
P13N24	Standard Collet	3.2	1/8

J Large Diameter Gas Lens Collets

Part No.	Description	Electrode Size	
		mm	inch
P13N21L	Large Diameter Gas Lens Collet	1.0	0.040
P13N22L	Large Diameter Gas Lens Collet	1.6	1/16
P13N23L	Large Diameter Gas Lens Collet	2.4	3/32
P13N24L	Large Diameter Gas Lens Collet	3.2	1/8

Gas Lens Insulator

Part No.	Description
K P598882	Stubby Gas Lens Cup Insulator
L P54N63-20	Large Gas Lens Cup Insulator

M Short Gas Lens Ceramic Cup New

Part No.	Description	Size	BoreA	
			mm	inch
P53N59ES	Short Gas Lens Ceramic Cup	5	8	5/16
P53N60ES	Short Gas Lens Ceramic Cup	6	10	3/8

N Short Gas Lens Ceramic Body New

Part No.	Description	Electrode Size	
		mm	inch
P45V42ES	Short Gas Lens Body	1.0	0.040
P45V43ES	Short Gas Lens Body	1.6	1/16
P45V44ES	Short Gas Lens Body	2.4	3/32
P45V45ES	Short Gas Lens Body	3.2	1/8

O Short Collet Bodies New

Part No.	Description	Electrode Size	
		mm	inch
P13N21ES	Short Collet Body	1.0	0.040
P13N22ES	Short Collet Body	1.6	1/16
P13N23ES	Short Collet Body	2.4	3/32
P13N24ES	Short Collet Body	3.2	1/8


P Short Cup Insulator New

Part No.	Description
P598882ES	Short Cup Insulator

SGT 18 Suregrip Ergo Tig Torch Range

Rating: 380A DC, 270A AC @ 100% duty cycle. Electrode Size: 1.0-4.0mm / 0.040"-5/32"

Liquid-Cooled Tig Welding Torch



Model

Description	Part No.	
	4mt	8mt
Suregrip Ergo Torch Package	SGT18-S1-12-SL-WF1-WR1-GS1	SGT18-S1-25-SL-WF1-WR1-GS1
	SGT18-S1-12-GT-WF1-WR1	SGT18-S1-25-GT-WF1-WR1

Standard torch packages include S1 momentary switch

Alternative torch packages can be configured using the configurator on page 21

Spare Parts

Part No.	Description
1	PWP18 Torch Body Standard
2	P98W18 Back Cap 'O' Ring
3	P57Y02 Back Cap Long
4	P300M Back Cap Medium
5	P57Y04 Back Cap Short
6	PB5041 Water/Gas Hose Clamp 8.7mm
7	PER1MS Momentary Kit
8	PERSWL4 Switch Lead 12.5ft
	PERSWL8 Switch Lead 25ft
9	PERSP1 Screw Pack
10	PERH200N Suregrip Large Ergo Tig Handle

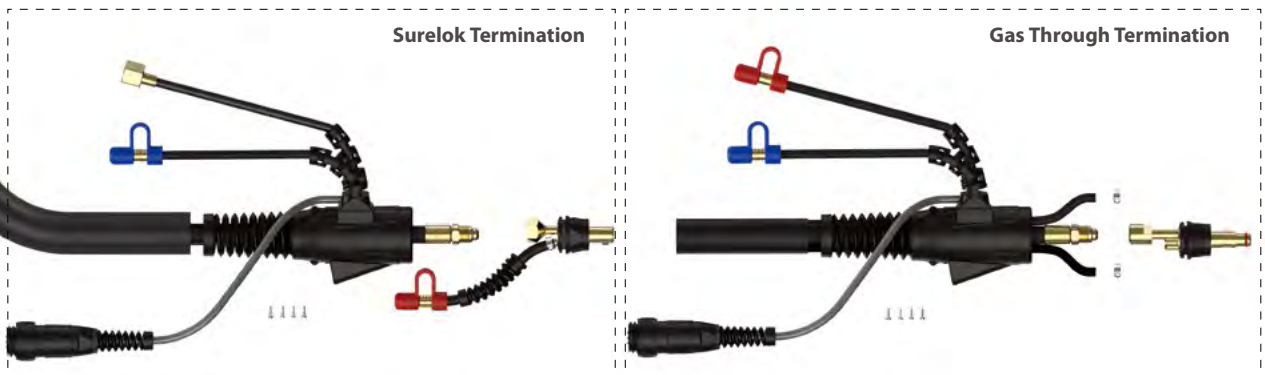
Part No.	Description
11	PERKJ200 Large Knuckle Joint and Lock Nut
12	PERLC200-08 Leather Cover x 0.8mt
13	PERJK200 Jointing Repair Kit
14	PERNCL-32 Neoprene Cover x 3.2mt
	PERNCL-72 Neoprene Cover x 7.2mt
15	PERCO200-40 Sheath x 12.5ft Inc Leather Cover
	PERCO200-80 Sheath x 25ft Inc Leather Cover

Need a Clear View?

Refer to Page 59/60 for Quartz Tig Consumable Kits

For more information please refer to the following sections:

- Master Wear Parts Table Pages 51-57
- Wear Parts Configuration Table Pages 62-67
- Rear-End / Cable Parts Pages 68-71



SGT 18 Suregrip Ergo Tig Torch Range

Rating: 380A DC, 270A AC @ 100% duty cycle. Electrode Size: 1.0-4.0mm / 0.040"-5/32"

Liquid-Cooled Tig Welding Torch

Wear Parts

A Standard Ceramic Cups

Part No.	Description	Size	BoreA	
			mm	inch
P10N44	Standard Ceramic Cup	12	19	3/4
P10N45	Standard Ceramic Cup	10	16	5/8
P10N46	Standard Ceramic Cup	8	12.5	1/2
P10N47	Standard Ceramic Cup	7	11	7/16
P10N48	Standard Ceramic Cup	6	10	3/8
P10N49	Standard Ceramic Cup	5	8	5/16
P10N50	Standard Ceramic Cup	4	6	1/4

B Standard Long Ceramic Cups

Part No.	Description	Size	BoreA	
			mm	inch
P10N47L	Standard Long Ceramic Cup	7L	11	7/16
P10N48L	Standard Long Ceramic Cup	6L	10	3/8
P10N49L	Standard Long Ceramic Cup	5L	8	5/16

C Gas Lens Cups

Part No.	Description	Size	BoreA	
			mm	inch
P54N14	Gas Lens Ceramic Cup	8	12.5	1/2
P54N15	Gas Lens Ceramic Cup	7	11	7/16
P54N16	Gas Lens Ceramic Cup	6	10	3/8
P54N17	Gas Lens Ceramic Cup	5	8	5/16
P54N18	Gas Lens Ceramic Cup	4	6	1/4
P54N19	Gas Lens Ceramic Cup	11	17	11/16

D Long Gas Lens Ceramic Cups

Part No.	Description	Size	BoreA	
			mm	inch
P54N15L	Long Gas Lens Ceramic Cup	7	11	7/16
P54N16L	Long Gas Lens Ceramic Cup	6	10	3/8
P54N17L	Long Gas Lens Ceramic Cup	5	8	5/16

E Stubby Ceramic Cups

Part No.	Description	Size	BoreA	
			mm	inch
P13N08	Stubby Ceramic Cup	4	6	1/4
P13N09	Stubby Ceramic Cup	5	8	5/16
P13N10	Stubby Ceramic Cup	6	10	3/8
P13N11	Stubby Ceramic Cup	7	11	7/16
P13N12	Stubby Ceramic Cup	8	12.5	1/2
P13N13	Stubby Ceramic Cup	10	16	5/8

F Stubby Gas Lens Cups

Part No.	Description	Size	BoreA	
			mm	inch
P53N58	Stubby Gas Lens Cup	4	6	1/4
P53N59	Stubby Gas Lens Cup	5	8	5/16
P53N60	Stubby Gas Lens Cup	6	10	3/8
P53N61	Stubby Gas Lens Cup	7	11	7/16
P53N61S	Stubby Gas Lens Cup	8	12.5	1/2

G Large Diameter Gas Lens Cups

Part No.	Description	Size	BoreA	
			mm	inch
P57N74	Large Diameter Gas Lens Cup	8	12.5	1/2
P57N75	Large Diameter Gas Lens Cup	6	10	3/8
P53N87	Large Diameter Gas Lens Cup	12	19	3/4
P53N88	Large Diameter Gas Lens Cup	10	16	5/8

H Standard Collet Bodies

Part No.	Description	Electrode Size	
		mm	inch
P10N28	Standard Collet Body	3.2	1/8
P10N30	Standard Collet Body	1.0	0.040
P10N31	Standard Collet Body	1.6	1/16
P10N31M	Standard Collet Body	2.0	5/64
P10N32	Standard Collet Body	2.4	3/32
P406488	Standard Collet Body	4.0	5/32

I Stubby Collet Bodies

Part No.	Description	Bore
		mm
P17CB20	Stubby Collet Body	3.5

J Gas Lens Bodies

Part No.	Description	Electrode Size	
		mm	inch
P45V24	Gas Lens Body	1.0	0.040
P45V25	Gas Lens Body	1.6	1/16
P45V25M	Gas Lens Body	2.0	5/64
P45V26	Gas Lens Body	2.4	3/32
P45V27	Gas Lens Body	3.2	1/8
P45V28	Gas Lens Body	4.0	5/32

K Stubby Gas Lens Bodies

Part No.	Description	Electrode Size	
		mm	inch
PSTB45V42	Stubby Gas Lens Body	1.0	0.040
PSTB45V43	Stubby Gas Lens Body	1.6	1/16
PSTB45V43M	Stubby Gas Lens Body	2.0	5/64
PSTB45V44	Stubby Gas Lens Body	2.4	3/32
PSTB45V45	Stubby Gas Lens Body	3.2	1/8

L Large Diameter Gas Lens Bodies

Part No.	Description	Electrode Size	
		mm	inch
P45V0204	Large Diameter Gas Lens Body	1.0	0.040
P45V116	Large Diameter Gas Lens Body	1.6	1/16
P45V64	Large Diameter Gas Lens Body	2.4	3/32
P45V63	Large Diameter Gas Lens Body	4.0	5/32
P995795	Large Diameter Gas Lens Body	3.2	1/8

M Standard Collets

Part No.	Description	Electrode Size	
		mm	inch
P10N22	Standard Collet	1.0	0.040
P10N23	Standard Collet	1.6	1/16
P10N23M	Standard Collet	2.0	5/64
P10N24	Standard Collet	2.4	3/32
P10N25	Standard Collet	3.2	1/8
P54N20	Standard Collet	4.0	5/32

N Stubby Series Collets

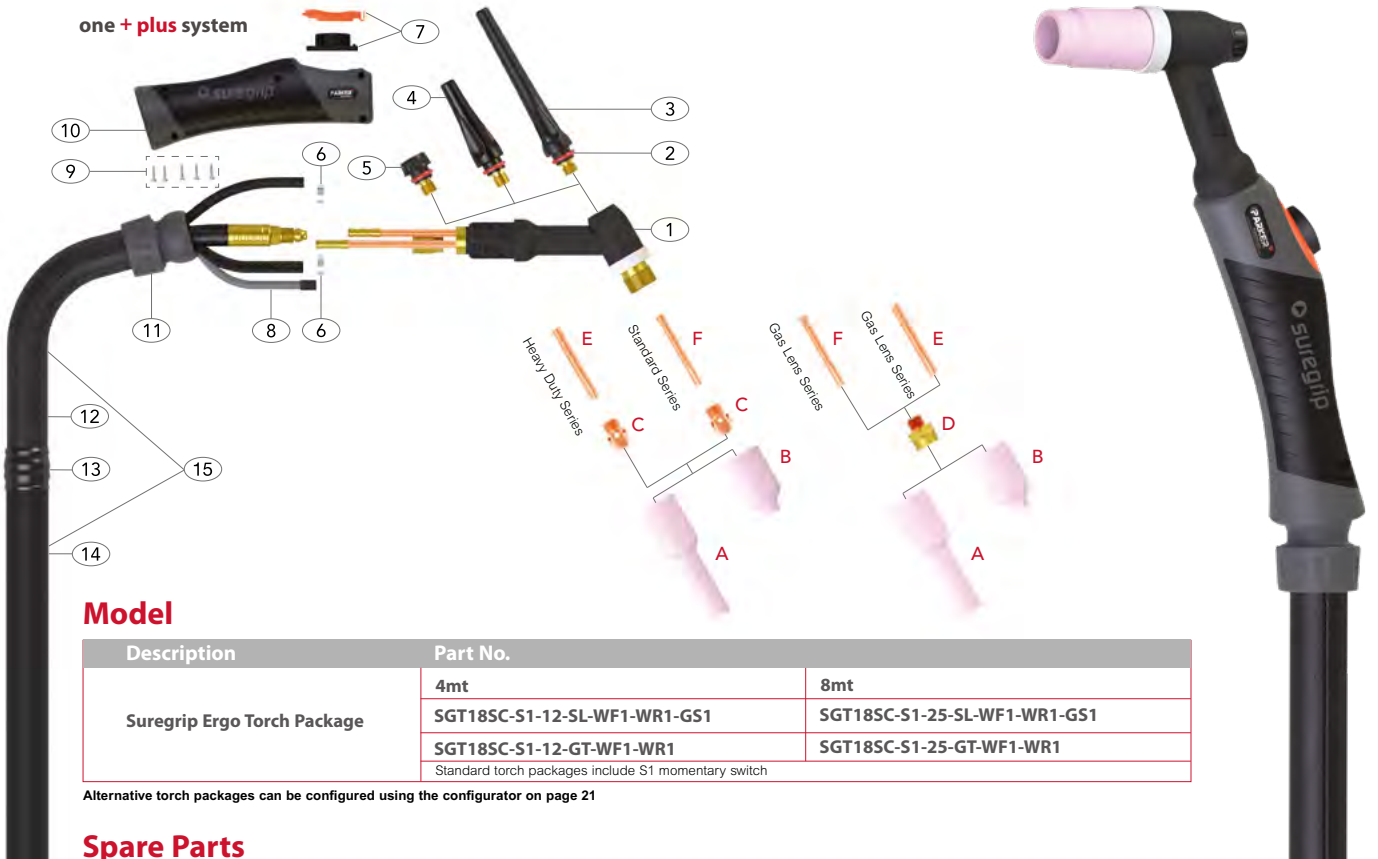
Part No.	Description	Electrode Size	
		mm	inch
P10N22S	Stubby Series Collet	1.0	0.040
P10N23S	Stubby Series Collet	1.6	1/16
P10N24S	Stubby Series Collet	2.4	3/32
P10N25S	Stubby Series Collet	3.2	1/8

O Stubby Series Gas Lens Collets

Part No.	Description	Electrode Size	
		mm	inch
PSTB13N21	Stubby Gas Lens Collet	1.0	0.040
PSTB13N22	Stubby Gas Lens Collet	1.6	1/16
PSTB13N22M	Stubby Gas Lens Collet	2.0	5/64
PSTB13N23	Stubby Gas Lens Collet	2.4	3/32
PSTB13N24	Stubby Gas Lens Collet	3.2	1/8

Gas Lens Insulator

Part No.	Description
P18CG	Standard Cup Insulator
Q P54N01	Standard Gas Lens Cup Insulator
R P18CG20	Stubby Cup Insulator
S PSTB80300236	Stubby Gas Lens Cup Insulator
T P54N63	Large Gas Lens Cup Insulator



Model

Description	Part No.	
	4mt	8mt
Suregrip Ergo Torch Package	SGT18SC-S1-12-SL-WF1-WR1-GS1	SGT18SC-S1-25-SL-WF1-WR1-GS1
	SGT18SC-S1-12-GT-WF1-WR1	SGT18SC-S1-25-GT-WF1-WR1
	Standard torch packages include S1 momentary switch	

Alternative torch packages can be configured using the configurator on page 21

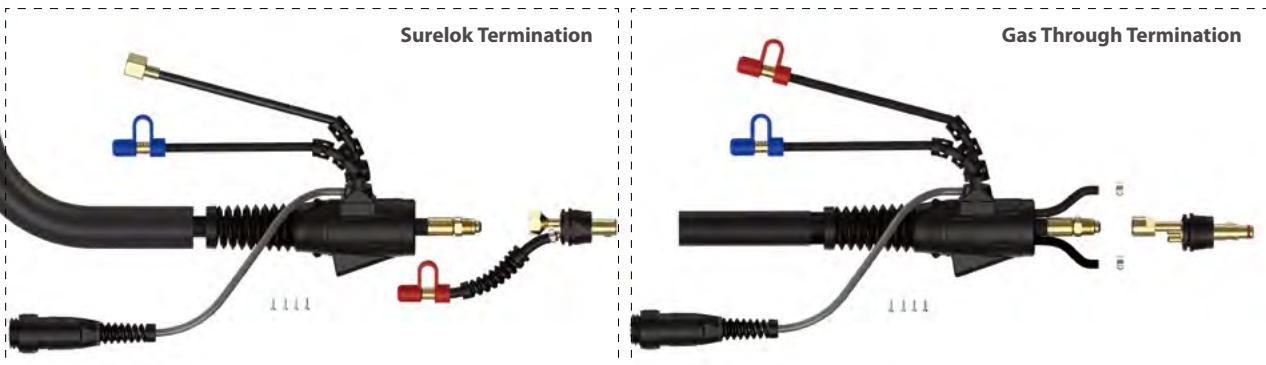
Spare Parts

Part No.	Description
1	PWP18SC Torch Body
2	P98W18 Back Cap 'O' Ring
3	P57Y02 Back Cap Long
4	P300M Back Cap Medium
5	P57Y04 Back Cap Short
6	PB5041 Water/Gas Hose Clamp 8.7mm
7	PER1MS Momentary Kit
8	PERSWL4 Switch Lead 12.5ft
	PERSWL8 Switch Lead 25ft
9	PERSP1 Screw Pack
10	PERH200N Suregrip Large Ergo Tig Handle
11	PERKJ200 Large Knuckle Joint and Lock Nut

Part No.	Description
12	PERLC200-08 Leather Cover x 0.8mt
13	PERJK200 Jointing Repair Kit
14	PERNCL-32 Neoprene Cover x 3.2mt
	PERNCL-72 Neoprene Cover x 7.2mt
15	PERCO200-40 Sheath x 12.5ft Inc Leather Cover
	PERCO200-80 Sheath x 25ft Inc Leather Cover

For more information please refer to the following sections:

- Master Wear Parts Table Pages 51-57
- Wear Parts Configuration Table Pages 62-67
- Rear-End / Cable Parts Pages 68-71



SGT 18SC Suregrip Ergo Tig Torch Range

Rating: 410A DC, 290A AC @ 100% duty cycle. Electrode Size: 1.0-4.8mm / 0.040"-3/16"

Liquid-Cooled Tig Welding Torch

Wear Parts

A Long Gas Lens Ceramic Cups

Part No.	Description	Size	BoreA	
			mm	inch
P54N15L	Long Gas Lens Ceramic Cup	7	11	7/16
P54N16L	Long Gas Lens Ceramic Cup	6	10	3/8
P54N17L	Long Gas Lens Ceramic Cup	5	8	5/16

B Gas Lens Ceramic Cups

Part No.	Description	Size	BoreA	
			mm	inch
P54N14	Gas Lens Ceramic Cup	8	12.5	11/2
P54N15	Gas Lens Ceramic Cup	7	11	7/16
P54N16	Gas Lens Ceramic Cup	6	10	3/8
P54N17	Gas Lens Ceramic Cup	5	8	5/16
P54N18	Gas Lens Ceramic Cup	4	6	1/4
P54N19	Gas Lens Ceramic Cup	11	17	11/16

C Collet Bodies

Part No.	Description	BoreA
		mm
PNCB-53	Standard Nose Collet Body	3.4
PNCB-36	H.D. Nose Collet Body Nose	5.0

D Gas Lens Bodies

Part No.	Description	Electrode Size	
		mm	inch
P18GL16	Gas Lens Body	1.6	1/16
P18GL32	Gas Lens Body	2.4	3/32
P18GL18	Gas Lens Body	3.2	1/8
P18GL53	Gas Lens Body	4.0	5/32
P18GL36	Gas Lens Body	4.8	3/16

E Heavy Duty Collets

Part No.	Description	Electrode Size	
		mm	inch
P10N25HD	Heavy Duty Collet	3.2	1/8
P54N20HD	Heavy Duty Collet	4.0	5/32
P18C36	Heavy Duty Collet	4.8	3/16

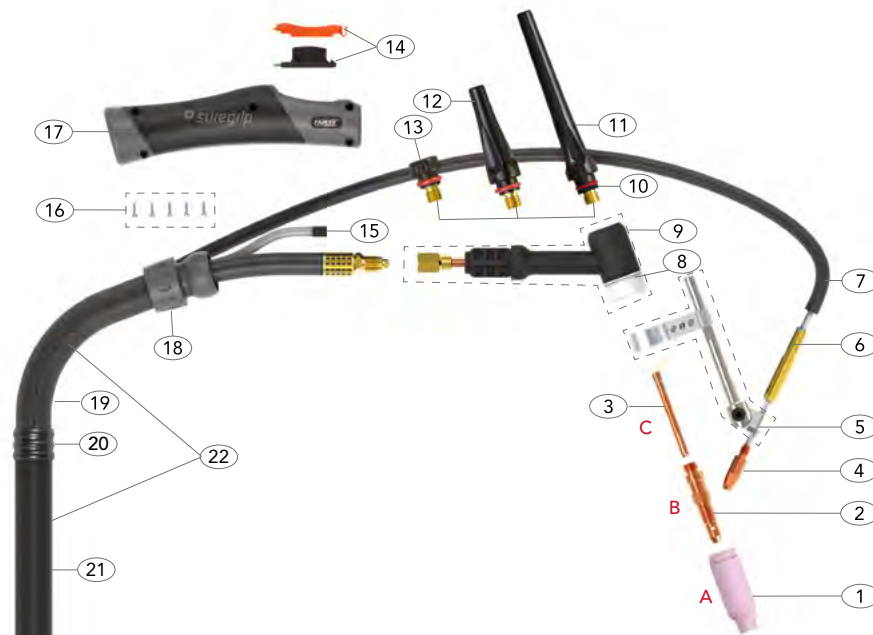
F Standard Collets

Part No.	Description	Electrode Size	
		mm	inch
P10N22	Standard Collet	1.0	0.040
P10N23	Standard Collet	1.6	1/16
P10N23M	Standard Collet	2.0	5/64
P10N24	Standard Collet	2.4	3/32
P10N25	Standard Collet	3.2	1/8
P54N20	Standard Collet	4.0	5/32

SGTCW 17 Suregrip Ergo Tig Torch Range

Rating: 150A DC, 105A AC @ 35% duty cycle. Electrode Size: 1.0-3.2mm / 0.040"-1/8"

Air-Cooled Tig Welding Torch



Model

Description	Part No.
Suregrip Ergo Torch Package	4mt
	SGTCW17-S1-12-SL-GS1

Alternative torch packages can be configured using the configurator on page 21

Spare Parts

Part No.	Description
1	P10N47 Standard Ceramic Cup
2	P10N31M Standard Collet Body
3	P10N23M Standard Collet
4	PB2504-10 Ecu Connect Tip 1.0mm
5	PCWT171826-SP Cold Wire Adaptor Assembly
6	PHWT-SP03 Tip Adaptor
7	PPA6X8BK-40 Outer Liner Assembly x 12.5ft
8	PCW18CG CWT Nozzle Gasket
9	PCW17 Torch Body CWT
10	P98W18 Back Cap 'O' Ring
11	P57Y02 Back Cap Long
12	P300M Back Cap Medium
13	P57Y04 Back Cap Short

Part No.	Description
14	PER1MS Momentary Kit
15	PERSWL4 Trigger Lead 12.5ft
16	PERSP1 Screw Pack
17	PERH100 Suregrip Small Ergo Tig Handle
18	PERKJ100 Small Knuckle Joint and Lock Nut
19	PERLC100-08 Leather Cover x 0.8mt
20	PCWJK 100 Jointing Repair Kit
21	PERNCS-32 Neoprene Cover x 3.2m
22	PERCO100-40 Sheath x 12.5ft inc Leather Cover

For more information please refer to the following sections:

- Master Wear Parts Table Pages 51-57
- Wear Parts Configuration Table Pages 62-67
- Rear-End / Cable Parts Pages 68-71



SGTCW 17 Suregrip Ergo Tig Torch Range

Rating: 150A DC, 105A AC @ 35% duty cycle. Electrode Size: 1.0-3.2mm / 0.040"-1/8"

Air-Cooled Tig Welding Torch

Wear Parts

A Standard Ceramic Cups

Part No.	Description	Size	BoreA	
			mm	inch
P10N44	Standard Ceramic Cup	12	19	3/4
P10N45	Standard Ceramic Cup	10	16	5/8
P10N46	Standard Ceramic Cup	8	12.5	1/2
P10N47	Standard Ceramic Cup	7	11	7/16
P10N48	Standard Ceramic Cup	6	10	3/8
P10N49	Standard Ceramic Cup	5	8	5/16
P10N50	Standard Ceramic Cup	4	6	1/4

B Standard Collet Bodies

Part No.	Description	Electrode Size	
		mm	inch
P10N30	Standard Collet Body	1.0	0.040
P10N31	Standard Collet Body	1.6	1/16
P10N31M	Standard Collet Body	2.0	5/64
P10N32	Standard Collet Body	2.4	3/32
P10N28	Standard Collet Body	3.2	1/8

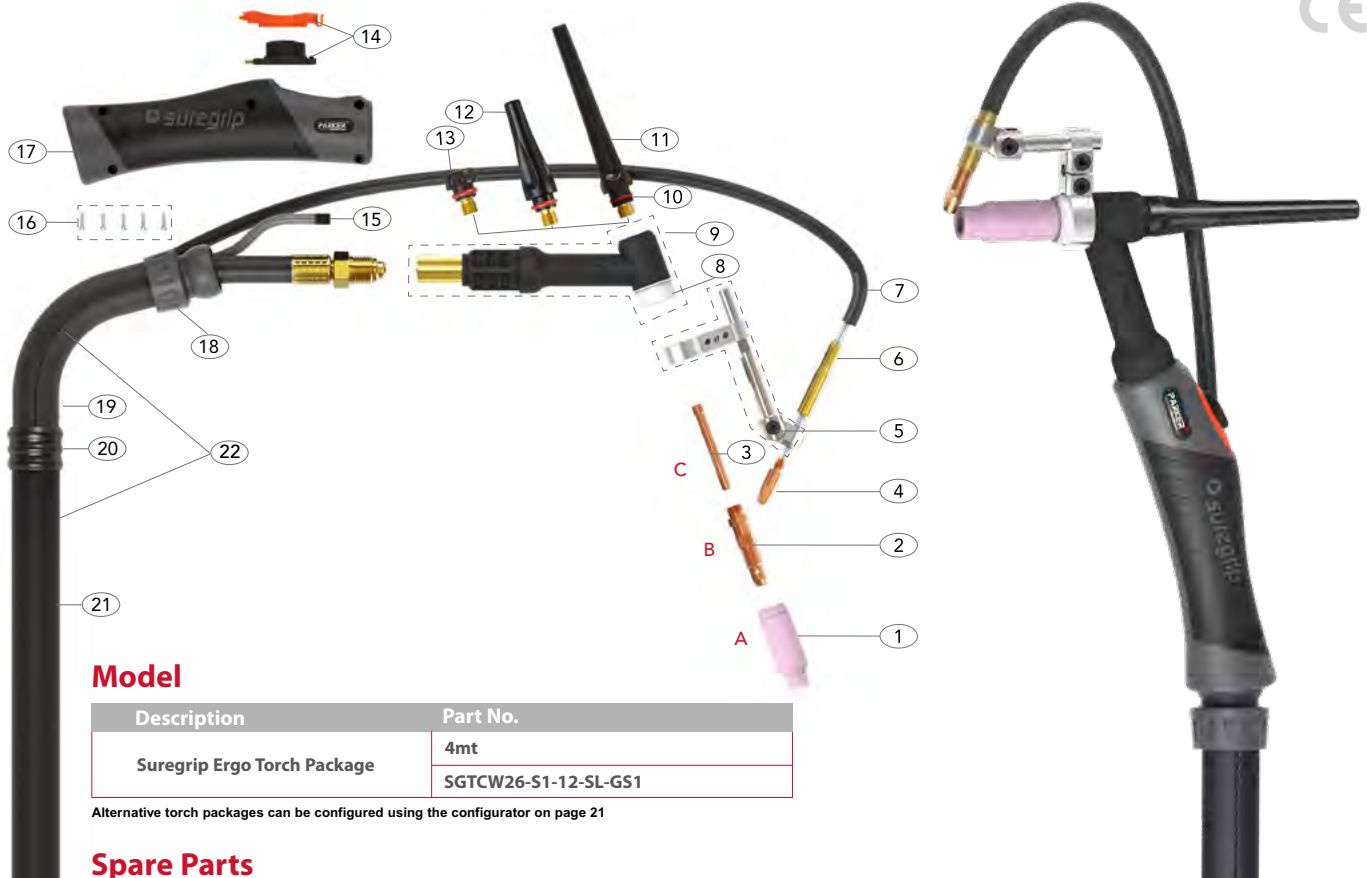
C Standard Collets

Part No.	Description	Electrode Size	
		mm	inch
P10N22	Standard Collet	1.0	0.040
P10N23	Standard Collet	1.6	1/16
P10N23M	Standard Collet	2.0	5/64
P10N24	Standard Collet	2.4	3/32
P10N25	Standard Collet	3.2	1/8

SGTCW 26 Suregrip Ergo Tig Torch Range

Rating: 180A DC, 125A AC @ 35% duty cycle. Electrode Size: 1.0-4.0mm / 0.040"-5/32"

Air-Cooled Tig Welding Torch



Model

Description	Part No.
Suregrip Ergo Torch Package	4mt
	SGTCW26-S1-12-SL-GS1

Alternative torch packages can be configured using the configurator on page 21

Spare Parts

Part No.	Description
1	P10N48 Standard Ceramic Cup
2	P10N32 Standard Collet Body
3	P10N24 Standard Collet
4	PB2504-10 Ecu Contact Tip 1.0mm
5	PCWT171826-SP Cold Wire Adaptor Assembly
6	PHWT-SP03 Tip Adaptor
7	PPA6X8BK-40 Outer Liner Assembly x 12.5ft
8	PCW18CG CWT Nozzle Gasket
9	PCW26 Torch Body CWT
10	P98W18 Back Cap 'O' Ring
11	P57Y02 Back Cap Long
12	P300M Back Cap Medium

Part No.	Description
13	P57Y04 Back Cap Short
14	PER1MS Momentary Kit
15	PERSWL4 Trigger Lead 12.5ft
16	PERSP1 Screw Pack
17	PERH200 Suregrip Large Ergo Tig Handle
18	PERKJ200 Large Knuckle Joint and LockNut
19	PHWERLC200-08 Leather Cover x 0.8mt
20	PERJK200 Jointing Repair Kit
21	PHWERNCL-32 Neoprene Cover x 3.2m
22	PHWERC0200-40 Sheath x 12.5ft inc Leather Cover

For more information please refer to the following sections:

- Master Wear Parts Table Pages 51-57
- Wear Parts Configuration Table Pages 62-67
- Rear-End / Cable Parts Pages 68-71



SGTCW 26 Suregrip Ergo Tig Torch Range

Rating: 180A DC, 125A AC @ 35% duty cycle. Electrode Size: 1.0-4.0mm / 0.040"-5/32"

Air-Cooled Tig Welding Torch

Wear Parts

A Standard Ceramic Cups

Part No.	Description	Size	BoreA	
			mm	inch
P10N44	Standard Ceramic Cup	12	19	3/4
P10N45	Standard Ceramic Cup	10	16	5/8
P10N46	Standard Ceramic Cup	8	12.5	1/2
P10N47	Standard Ceramic Cup	7	11	7/16
P10N48	Standard Ceramic Cup	6	10	3/8
P10N49	Standard Ceramic Cup	5	8	5/16
P10N50	Standard Ceramic Cup	4	6	1/4

B Standard Collet Bodies

Part No.	Description	Electrode Size	
		mm	inch
P10N30	Standard Collet Body	1.0	0.040
P10N31	Standard Collet Body	1.6	1/16
P10N31M	Standard Collet Body	2.0	5/64
P10N32	Standard Collet Body	2.4	3/32
P10N28	Standard Collet Body	3.2	1/8

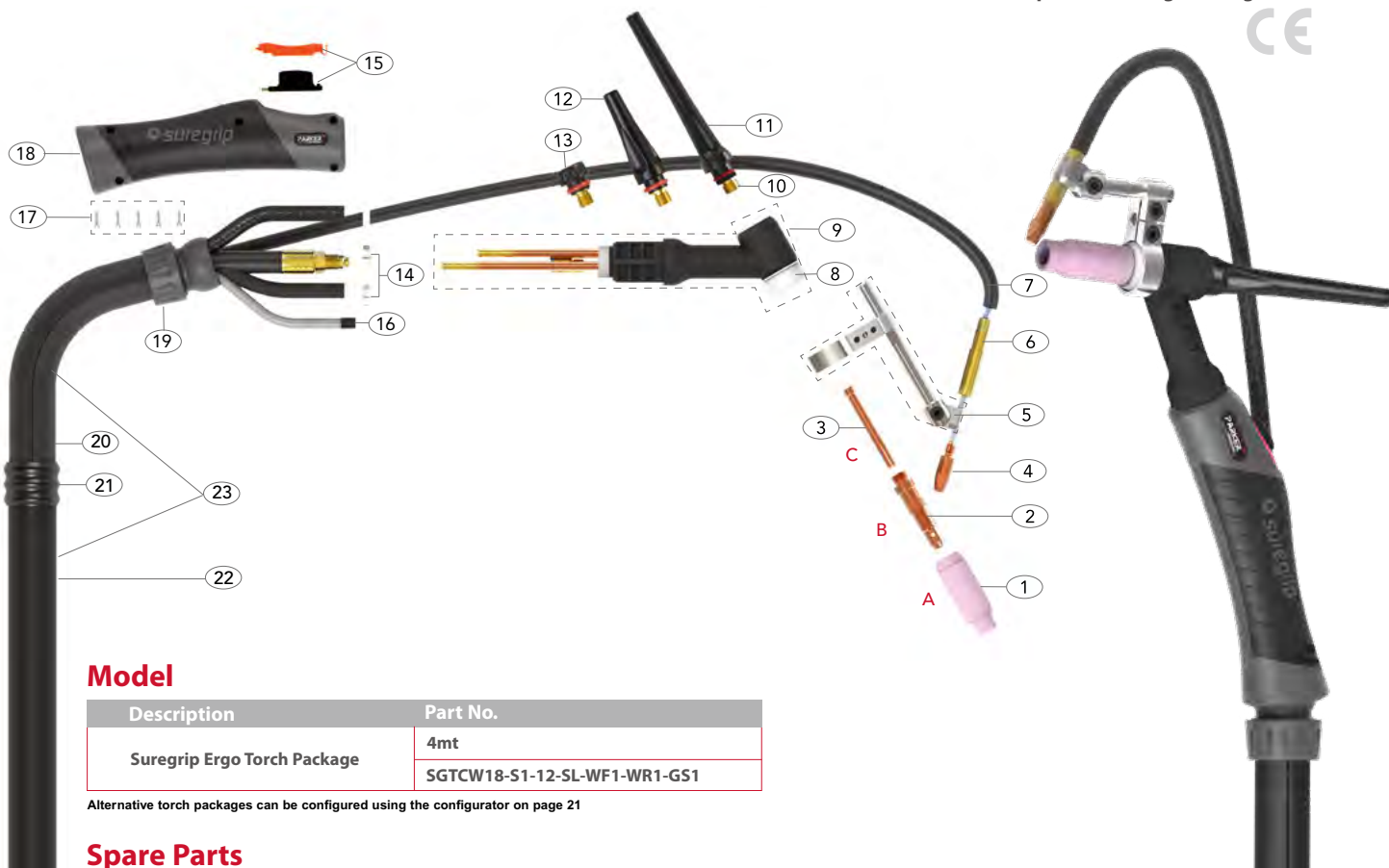
C Standard Collets

Part No.	Description	Electrode Size	
		mm	inch
P10N22	Standard Collet	1.0	0.040
P10N23	Standard Collet	1.6	1/16
P10N23M	Standard Collet	2.0	5/64
P10N24	Standard Collet	2.4	3/32
P10N25	Standard Collet	3.2	1/8

SGTCW 18 Suregrip Ergo Tig Torch Range

Rating: 380A DC, 270A AC @ 100% duty cycle. Electrode Size: 1.0-4.0mm / 0.040"-5/32"

Liquid-Cooled Tig Welding Torch



Model

Description	Part No.
Suregrip Ergo Torch Package	4mt
	SGTCW18-S1-12-SL-WF1-WR1-GS1


Alternative torch packages can be configured using the configurator on page 21

Spare Parts

Part No.	Description	Part No.	Description
1	P10N46 Standard Ceramic Cup	13	P57Y04 Back Cap Short
2	P10N28 Standard Collet Body	14	PB5041 Hose Clamp 8.7mm
3	P10N25 Standard Collet	15	PER1MS Momentary Kit
4	PB2504-12 Ecu Connect Tip 1.2mm	16	PERSWL4 Trigger Lead 12.5ft
5	PCWT171826-SP Cold Wire Adaptor Assembly	17	PERSP1 Screw Pack
6	PHWT-SP03 Tip Adaptor	18	PERH200N Suregrip Large Ergo Tig Handle
7	PPA6X8BK-40 Outer Liner Assembly x 12.5ft	19	PERKJ200 Large Knuckle Joint and Lock Nut
8	PCW18CG CWT Nozzle Gasket	20	PERLC200-08 Leather Cover x 0.8mt
9	PWP18 Torch Body CWT	21	PCWJK 200 Jointing Repair Kit
10	P98W18 Back Cap 'O' Ring	22	PHWERNCL-32 Neoprene Cover x 3.2m
11	P57Y02 Back Cap Long	23	PHWERNCL-32 Neoprene Cover x 3.2m
12	P300M Back Cap Medium		

For more information please refer to the following sections:

- Master Wear Parts Table Pages 51-57
- Wear Parts Configuration Table Pages 62-67
- Rear-End / Cable Parts Pages 68-71



SGTCW 18 Suregrip Ergo Tig Torch Range

Rating: 380A DC, 270A AC @ 100% duty cycle. Electrode Size: 1.0-4.0mm / 0.040"-5/32"

Liquid-Cooled Tig Welding Torch

Wear Parts

A Standard Ceramic Cups

Part No.	Description	Size	BoreA	
			mm	inch
P10N44	Standard Ceramic Cup	12	19	3/4
P10N45	Standard Ceramic Cup	10	16	5/8
P10N46	Standard Ceramic Cup	8	12.5	1/2
P10N47	Standard Ceramic Cup	7	11	7/16
P10N48	Standard Ceramic Cup	6	10	3/8
P10N49	Standard Ceramic Cup	5	8	5/16
P10N50	Standard Ceramic Cup	4	6	1/4

B Standard Collet Bodies

Part No.	Description	Electrode Size	
		mm	inch
P10N30	Standard Collet Body	1.0	0.040
P10N31	Standard Collet Body	1.6	1/16
P10N31M	Standard Collet Body	2.0	5/64
P10N32	Standard Collet Body	2.4	3/32
P406488	Standard Collet Body	4.0	5/32
P10N28	Standard Collet Body	3.2	1/8

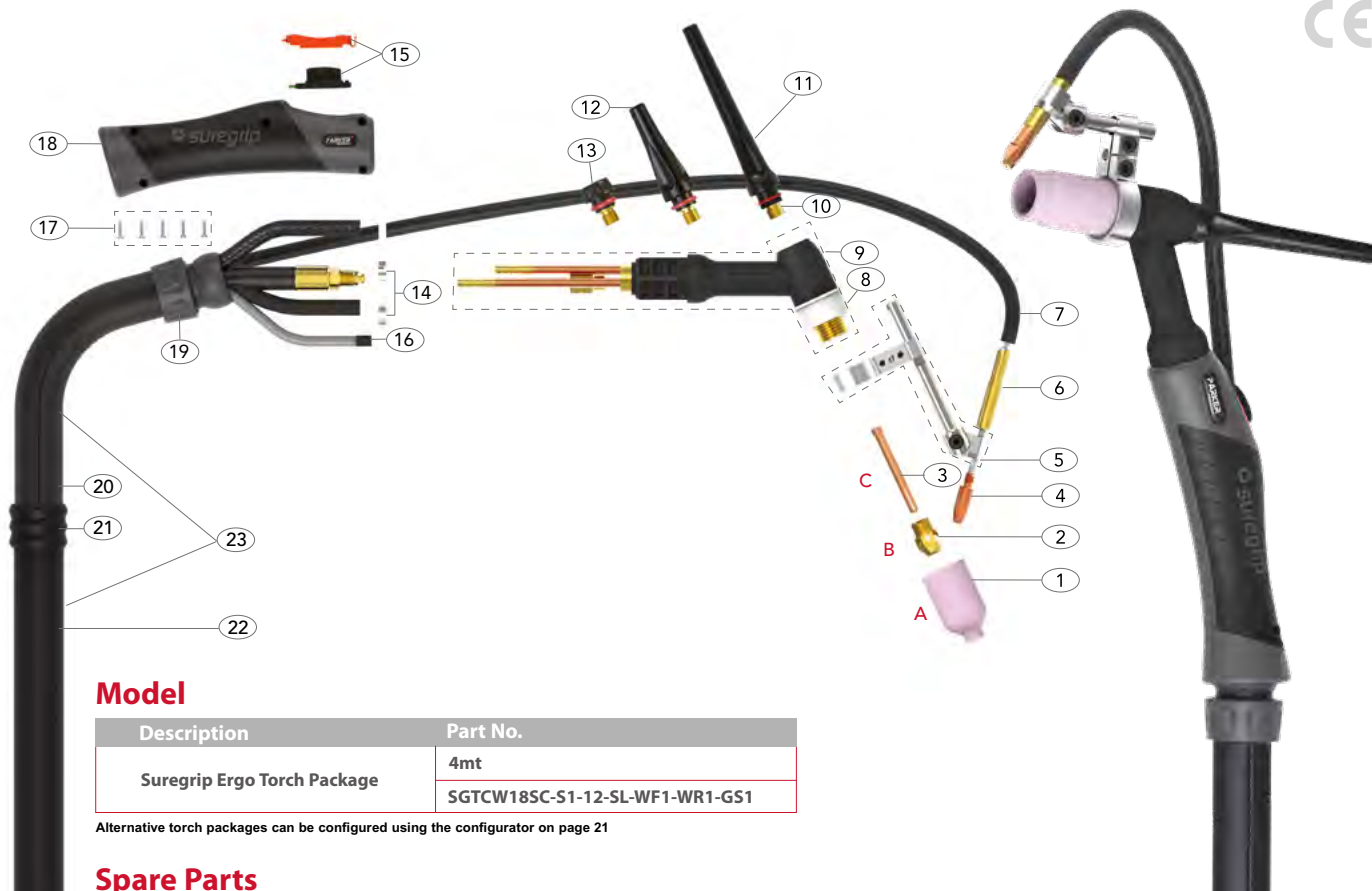
C Standard Collets

Part No.	Description	Electrode Size	
		mm	inch
P10N22	Standard Collet	1.0	0.040
P10N23	Standard Collet	1.6	1/16
P10N23M	Standard Collet	2.0	5/64
P10N24	Standard Collet	2.4	3/32
P10N25	Standard Collet	3.2	1/8
P54N20	Standard Collet	4.0	5/32

SGTCW 18SC Suregrip Ergo Tig Torch Range

Rating: 410A DC, 290A AC @ 100% duty cycle. Electrode Size: 1.0-4.8mm / 0.040"-3/16"

Liquid-Cooled Tig Welding Torch



Model

Description	Part No.
Suregrip Ergo Torch Package	4mt
	SGTCW18SC-S1-12-SL-WF1-WR1-GS1

Alternative torch packages can be configured using the configurator on page 21


Spare Parts

Part No.	Description
1	P54N15 Gas Lens Cup
2	PNCB-53 Standard Nose Collet Body
3	P10N23 Standard Collet
4	PB2504-12 Ecu Connect Tip 1.2m
5	PCWT18SC-SP Cold Wire Adaptor Assembly
6	PHWT-SP03 Tip Adaptor
7	PPA6X8BK-40 Outer Liner Assembly x 12.5ft
8	PHW18NG CWT Nozzle Gasket
9	PHP18SC Torch Body Super Cool-HWT
10	P98W18 Back Cap 'O' Ring
11	P57Y02 Back Cap Long
12	P300M Back Cap Medium

Part No.	Description
13	P57Y04 Back Cap Short
14	PB5041 Hose Clamp 8.7mm
15	PER1MS Momentary Kit
16	PERSWL4 Trigger Lead 12.5ft
17	PERSP1 Screw Pack
18	PERH200N Suregrip Large Ergo Tig Handle
19	PERKJ200 Large Knuckle Joint and Lock Nut
20	PERLC200-08 Leather Cover x 0.8mt
21	PCWJK 200 Jointing Repair Kit
22	PHWERNCL-32 Neoprene Cover x 3.2m
23	PHWERC0200-40 Sheath x 12.5ft inc Leather Cover

For more information please refer to the following sections:

- Master Wear Parts Table Pages 51-57
- Wear Parts Configuration Table Pages 62-67
- Rear-End / Cable Parts Pages 68-71



SGTCW 18SC Suregrip Ergo Tig Torch Range

Rating: 410A DC, 290A AC @ 100% duty cycle. Electrode Size: 1.0-4.8mm / 0.040"-3/16"

Liquid-Cooled Tig Welding Torch

Wear Parts

A Gas Lens Ceramic Cups

Part No.	Description	Size	BoreA	
			mm	inch
P54N14	Gas Lens Cup	8	12.5	1/2
P54N15	Gas Lens Cup	7	11	7/16
P54N16	Gas Lens Cup	6	10	3/8
P54N17	Gas Lens Cup	5	8	5/16
P54N18	Gas Lens Cup	4	6	1/4
P54N19	Gas Lens Cup	11	17	11/16

B Heavy Duty Collet Bodies

Part No.	Description	Bore
		mm
PNCB-53	Standard Nose Collet Body	3.4
PNCB-36	Heavy Duty Nose Collet Body	5.0

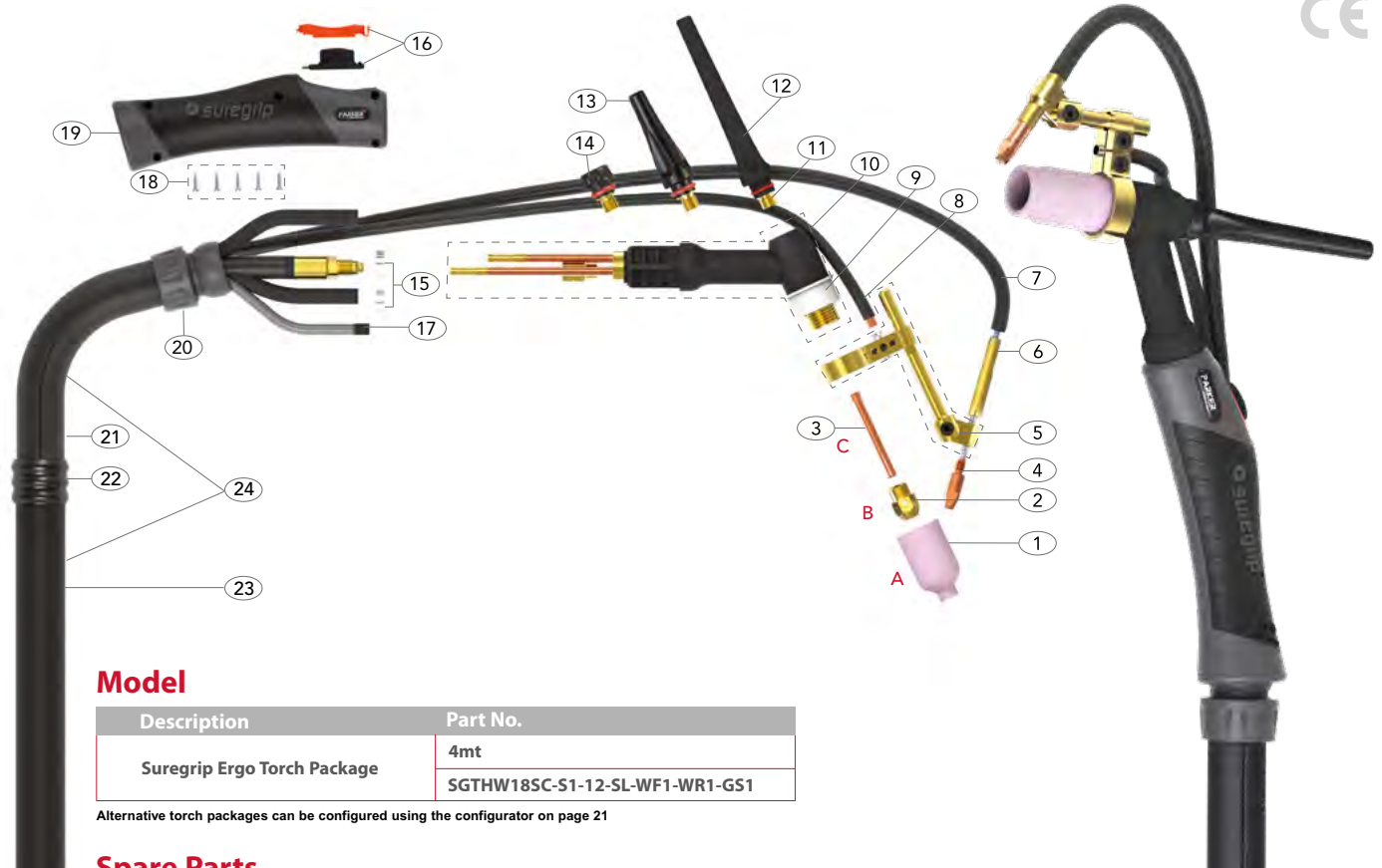
C Standard Collets

Part No.	Description	Electrode Size	
		mm	inch
P10N22	Standard Collet	1.0	0.040
P10N23	Standard Collet	1.6	1/16
P10N23M	Standard Collet	2.0	5/64
P10N24	Standard Collet	2.4	3/32
P10N25	Standard Collet	3.2	1/8
P54N20	Standard Collet	4.0	5/32

SGTHW 18SC Suregrip Ergo Tig Torch Range

Rating: 410A DC, 290A AC @ 100% duty cycle. Electrode Size: 1.0-4.8mm / 0.040"-3/16"

Liquid-Cooled Tig Welding Torch



Model

Description	Part No.
Suregrip Ergo Torch Package	4mt
	SGTHW18SC-S1-12-SL-WF1-WR1-GS1

Alternative torch packages can be configured using the configurator on page 21


Spare Parts

Part No.	Description
1	P54N15 Gas Lens Cup
2	PNCB-53 Standard Nose Collet Body
3	P10N23 Standard Collet
4	PB2504-12 Ecu Connect Tip 1.2mm
5	PHWT18SC-SP Hot Wire Adaptor Assembly
6	PHWT-SP03 Tip Adaptor
7	PPA6X8BK-40 Outer Liner Assembly x 12.5ft
8	PSC2585-40 Power Cable x 12.5ft
9	PHW18NG CWT Nozzle Gasket
10	PHW18SC Torch Body Super Cool-HWT
11	P98W18 Back Cap 'O' Ring

Part No.	Description
12	P57Y02 Back Cap Long
13	P300M Back Cap Medium
14	P57Y04 Back Cap Short
15	PB5041 Hose Clamp 8.7mm
16	PER1MS Momentary Kit
17	PERSWL4 Trigger Lead 12.5ft
18	PERSP1 Screw Pack
19	PERH200N Suregrip Large Ergo Tig Handle
20	PERKJ200 Large Knuckle Joint and Lock Nut
21	PERLC200-08 Leather Cover x 0.8mt
22	PCWJK 200 Jointing Repair Kit
23	PERNCL-32 Neoprene Cover x 3.2m
24	PERCO200-40 Sheath x 12.5ft inc Leather Cover

For more information please refer to the following sections:

- Master Wear Parts Table Pages 51-57
- Wear Parts Configuration Table Pages 62-67
- Rear-End / Cable Parts Pages 68-71



SGTHW 18SC Suregrip Ergo Tig Torch Range

Rating: 410A DC, 290A AC @ 100% duty cycle. Electrode Size: 1.0-4.8mm / 0.040"-3/16"

Liquid-Cooled Tig Welding Torch

Wear Parts

A Gas Lens Ceramic Cups

Part No.	Description	Size	BoreA	
			mm	inch
P54N14	Gas Lens Cup	8	12.5	1/2
P54N15	Gas Lens Cup	7	11	7/16
P54N16	Gas Lens Cup	6	10	3/8
P54N17	Gas Lens Cup	5	8	5/16
P54N18	Gas Lens Cup	4	6	1/4
P54N19	Gas Lens Cup	11	17	11/16

B Heavy Duty Collet Bodies

Part No.	Description	Bore
		mm
PNCB-53	Standard Nose Collet Body	3.4
PNCB-36	Heavy Duty Nose Collet Body	5.0

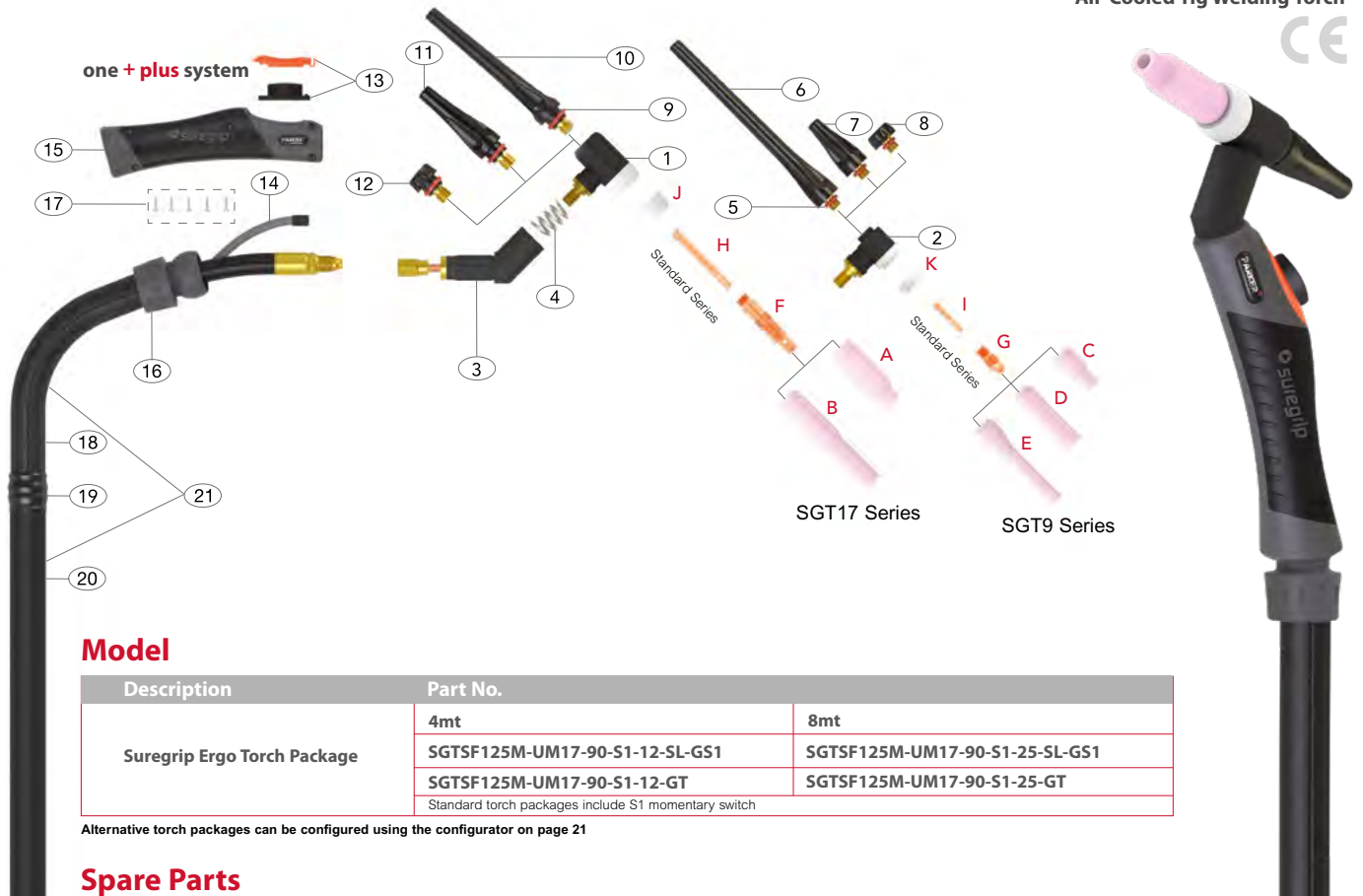
C Standard Collets

Part No.	Description	Electrode Size	
		mm	inch
P10N22	Standard Collet	1.0	0.040
P10N23	Standard Collet	1.6	1/16
P10N23M	Standard Collet	2.0	5/64
P10N24	Standard Collet	2.4	3/32
P10N25	Standard Collet	3.2	1/8
P54N20	Standard Collet	4.0	5/32

SGT 125M Suregrip Ergo Tig Torch Range

Rating: PM9-90 head 95A DC, 65A AC @ 35% duty cycle. Electrode Size: 1.0-2.4mm / 0.040"-3/32"
Rating: PM17-90 head 150A DC, 105A AC @ 35% duty cycle. Electrode Size: 1.0-3.2mm / 0.040"-1/8"

Air-Cooled Tig Welding Torch



Model

Description	Part No.	
	4mt	8mt
Suregrip Ergo Torch Package	SGTSF125M-UM17-90-S1-12-SL-GS1	SGTSF125M-UM17-90-S1-25-SL-GS1
	SGTSF125M-UM17-90-S1-12-GT	SGTSF125M-UM17-90-S1-25-GT
	Standard torch packages include S1 momentary switch	

Alternative torch packages can be configured using the configurator on page 21

Spare Parts

Part No.	Description
1	PM17-90 Torch Head 90° (Standard Set-up)
2	PM9-90 Torch Head 90°
3	P125M Torch Body
4	P4276270 Spring
5	P98W77 Back Cap 'O' Ring
6	P41V24 Back Cap Long
7	P41V35 Back Cap Medium
8	P41V33 Back Cap Short
9	P98W18 Back Cap 'O' Ring
10	P57Y02 Back Cap Long
11	P300M Back Cap Medium
12	P57Y04 Back Cap Short
13	PER1MS Momentary Kit
14	PERSWL4 Switch Lead 12.5ft
	PERSWL8 Switch Lead 25ft
15	PERH100N Suregrip Small Ergo Tig Handle
16	PERKJ100 Small Knuckle Joint and Lock Nut

Part No.	Description
17	PERSP1 Screw Pack
18	PERLC100-08 Leather Cover x 0.8mt
19	PERJK100 Jointing Repair Kit
20	PERNCS-32 Neoprene Cover x 3.2mt
	PERNCS-72 Neoprene Cover x 7.2mt
21	PERCO100-40 Sheath x 12.5ft Inc Leather Cover
	PERCO100-80 Sheath x 25ft Inc Leather Cover

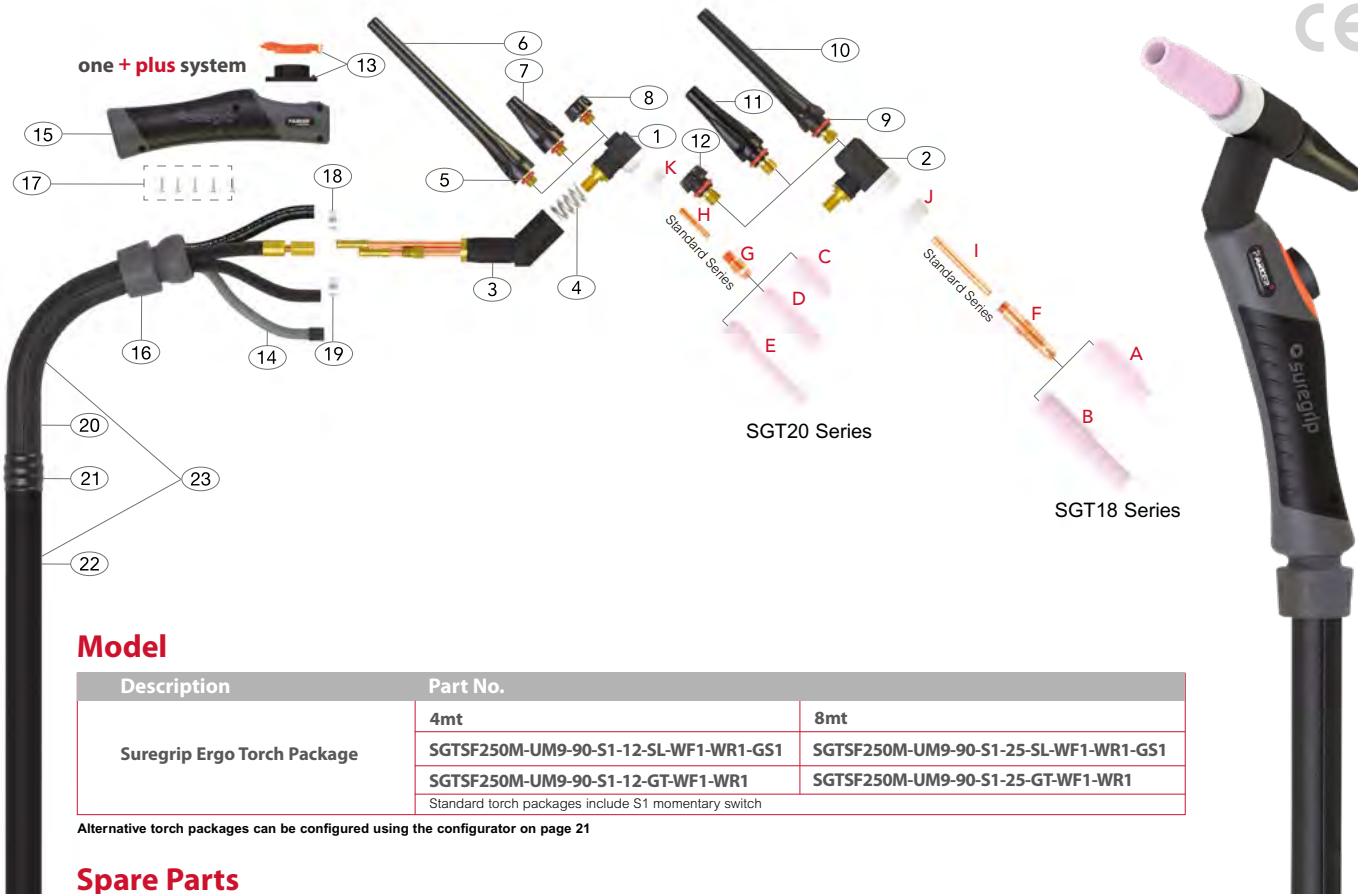
For more information please refer to the following sections:

- Master Wear Parts Table Pages 51-57
- Wear Parts Configuration Table Pages 62-67
- Rear-End / Cable Parts Pages 68-71



SGT 250M Suregrip Ergo Tig Torch Range

Rating: PM9-90 head 225A DC, 160A AC @ 100% duty cycle. Electrode Size: 1.0-3.2mm / 0.040"-1/8"
 Rating: PM17-90 head 250A DC, 175A AC @ 100% duty cycle. Electrode Size: 1.0-4.0mm / 0.040"-5/32"
 Liquid-Cooled Tig Welding Torch



Model

Description	Part No.	
	4mt	8mt
Suregrip Ergo Torch Package	SGTSF250M-UM9-90-S1-12-SL-WF1-WR1-GS1	SGTSF250M-UM9-90-S1-25-SL-WF1-WR1-GS1
	SGTSF250M-UM9-90-S1-12-GT-WF1-WR1	SGTSF250M-UM9-90-S1-25-GT-WF1-WR1
	Standard torch packages include S1 momentary switch	

Alternative torch packages can be configured using the configurator on page 21

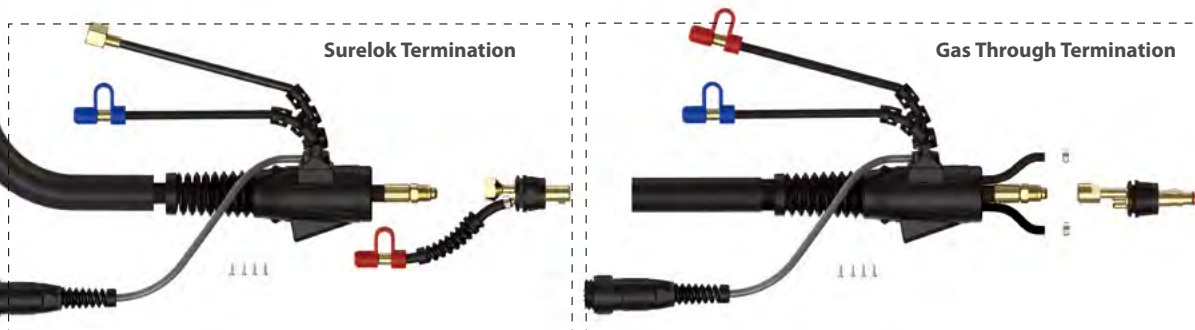
Spare Parts

Part No.	Description
1	PM9-90 Torch Head 90° (Standard Set-up)
2	PM17-90 Torch Head 90°
3	P250M Torch Body
4	P4276270 Spring
5	P98W77 Back Cap 'O' Ring
6	P41V24 Back Cap Long
7	P41V35 Back Cap Medium
8	P41V33 Back Cap Short
9	P98W18 Back Cap 'O' Ring
10	P57Y02 Back Cap Long
11	P300M Back Cap Medium
12	P57Y04 Back Cap Short
13	PER1MS Momentary Kit

Part No.	Description
14	PERSWL4 Switch Lead 12.5ft
	PERSWL8 Switch Lead 25ft
15	PERH100N Suregrip Small Ergo Tig Handle
16	PERKJ100 Small Knuckle Joint and Lock Nut
17	PERSP1 Screw Pack
18	PB5025S Gas Hose Clamp 8.0mm
19	PB5041 Water Hose Clamp 8.7mm
20	PERLC100-08 Leather Cover x 0.8mt
21	PERJK100 Jointing Repair Kit
22	PERNCS-32 Neoprene Cover x 3.2 mt
	PERNCS-72 Neoprene Cover x 7.2mt
23	PERCO100-40 Sheath x 12.5ft Inc Leather Cover
	PERCO100-80 Sheath x 25ft Inc Leather Cover

For more information please refer to the following sections:

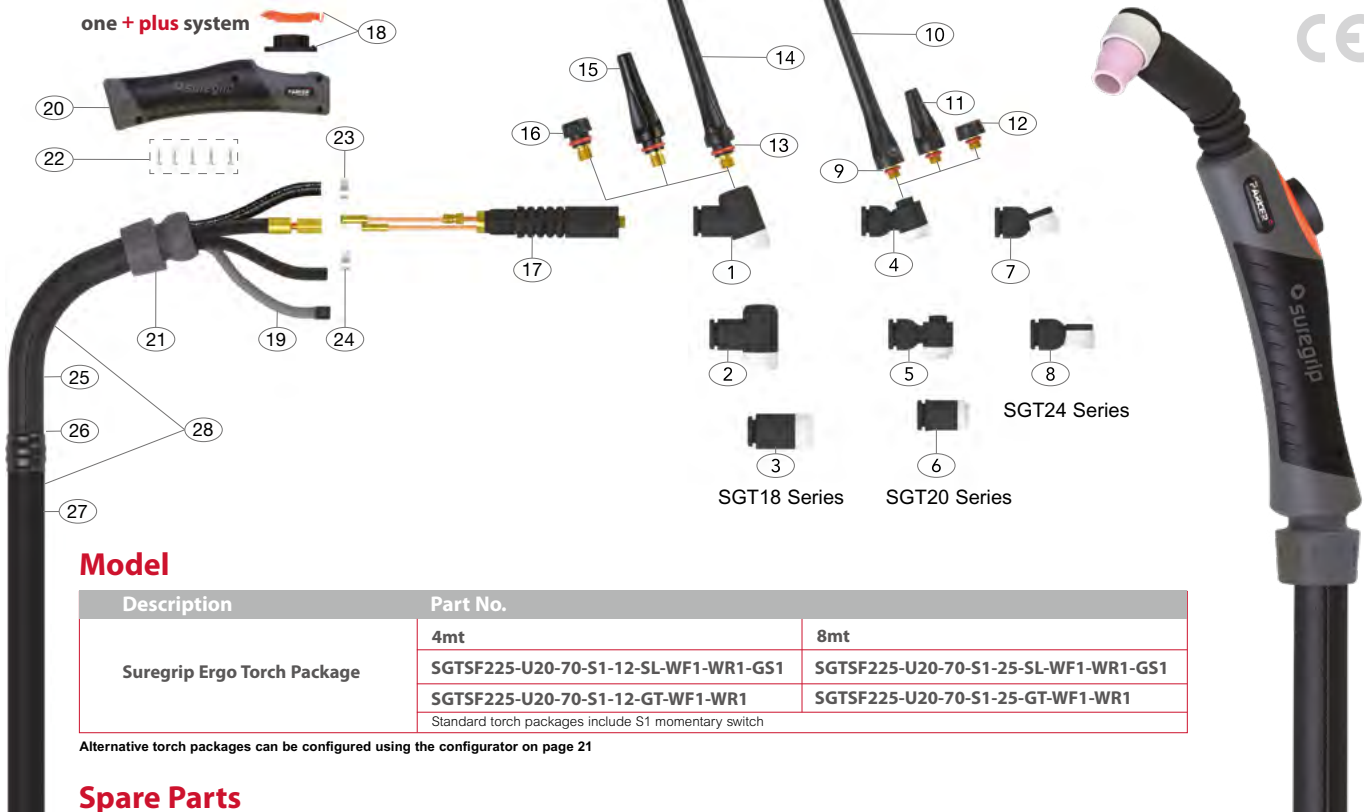
- Master Wear Parts Table Pages 51-57
- Wear Parts Configuration Table Pages 62-67
- Rear-End / Cable Parts Pages 68-71



SGT 225F Suregrip Ergo Tig Torch Range

Rating: P18 Series 225A DC, 160A AC @ 100% duty cycle. Electrode Size: 1.0-3.2mm / 0.040"-1/8"
 Rating: P20 Series 200A DC, 140A AC @ 100% duty cycle. Electrode Size: 1.0-3.2mm / 0.040"-1/8"
 Rating: P24 Series 160A DC, 115A AC @ 100% duty cycle. Electrode Size: 0.5-2.4mm / 0.020"-3/32"

Liquid-Cooled Tig Welding Torch



Model

Description	Part No.	
	4mt	8mt
Suregrip Ergo Torch Package	SGTSF225-U20-70-S1-12-SL-WF1-WR1-GS1	SGTSF225-U20-70-S1-25-SL-WF1-WR1-GS1
	SGTSF225-U20-70-S1-12-GT-WF1-WR1	SGTSF225-U20-70-S1-25-GT-WF1-WR1
	Standard torch packages include S1 momentary switch	

Alternative torch packages can be configured using the configurator on page 21

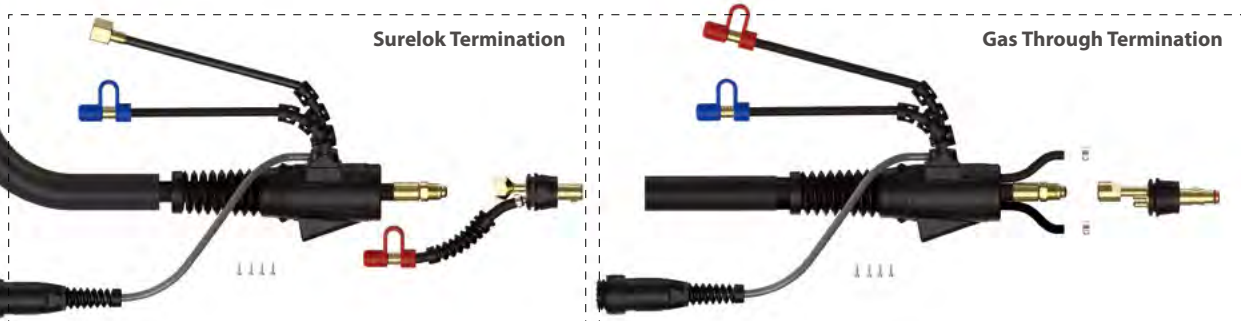
Spare Parts

Part No.	Description
1	P18-70 Torch Head 70°
2	P18-90 Torch Head 90°
3	P18-180 Torch Head 180°
4	P20-70 Torch Head 70° (Standard Set-up)
5	P20-90 Torch Head 90°
6	P20-180 Torch Head 180°
7	P24-70 Torch Head 70°
8	P24-90 Torch Head 90°
9	P98W77 Back Cap 'O' Ring
10	P41V24 Back Cap Long
11	P41V35 Back Cap Medium
12	P41V33 Back Cap Short
13	P98W18 Back Cap 'O' Ring
14	P57Y02 Back Cap Long
15	P300M Back Cap Medium

Part No.	Description
16	P57Y04 Back Cap Short
17	P225F Torch Body
18	PER1MS Momentary Kit
19	PERSWL4 Switch Lead 12.5ft
	PERSWL8 Switch Lead 25ft
20	PERH100N Suregrip Small Ergo Tig Handle
21	PERKJ100 Small Knuckle Joint and Lock Nut
22	PERSP1 Screw Pack
23	PB5025S Gas Hose Clamp 8.0mm
24	PB5041 Water Hose Clamp 8.7mm
25	PERLC100-08 Leather Cover x 0.8mt
26	PERJK100 Jointing Repair Kit
27	PERNCS-32 Neoprene Cover x 3.2mt
	PERNCS-72 Neoprene Cover x 7.2mt
28	PERCO100-40 Sheath x 12.5ft Inc Leather Cover
	PERCO100-80 Sheath x 25ft Inc Leather Cover

For more information please refer to the following sections:

- Master Wear Parts Table Pages 51-57
- Wear Parts Configuration Table Pages 62-67
- Rear-End / Cable Parts Pages 68-71



Standard Collets

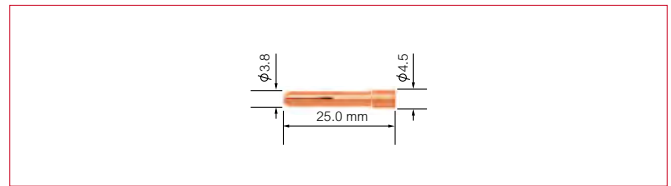
SGT/SGTCW 17/18/18SC/26/125M 250M/225F

Part No.	Description	Electrode Size	
		mm	inch
P10N21	Standard Collet	0.5	0.020
P10N22	Standard Collet	1.0	0.040
P10N23	Standard Collet	1.6	1/16
P10N23M	Standard Collet	2.0	5/64
P10N24	Standard Collet	2.4	3/32
P10N25	Standard Collet	3.2	1/8



SGT 9/20/20S/125M/250M/225F

Part No.	Description	Electrode Size	
		mm	inch
P13N20	Standard Collet	0.5	0.020
P13N21	Standard Collet	1.0	0.040
P13N22	Standard Collet	1.6	1/16
P13N22M	Standard Collet	2.0	5/64
P13N23	Standard Collet	2.4	3/32



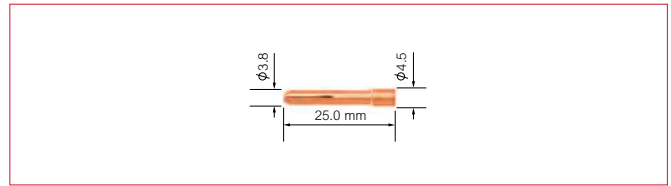
SGT/SGTCW 18/18SC/125M/250M/225F

Part No.	Description	Electrode Size	
		mm	inch
P54N20	Standard Collet	4.0	5/32



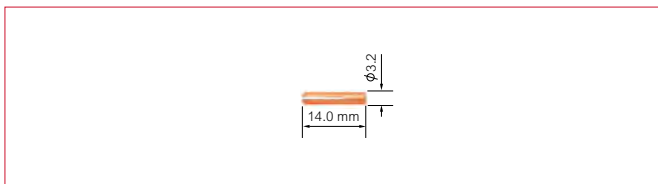
SGT 20/20S/125M/250M/225F

Part No.	Description	Electrode Size	
		mm	inch
P13N24	Standard Collet	3.2	1/8



SGT 24W/225F


Part No.	Description	Electrode Size	
		mm	inch
P53N14	Standard Collet	1.6	1/16
P53N16	Standard Collet	1.0	0.040
P24C332	Standard Collet	2.4	3/32



Heavy Duty Collets

SGT/SGTCW 18SC


Part No.	Description	Electrode Size	
		mm	inch
P10N25HD	Heavy Duty Collet	3.2	1/8
P54N20HD	Heavy Duty Collet	4.0	5/32
P18C36	Heavy Duty Collet	4.8	3/16



Stubby Series Collets

SGT/SGTCW 17/18/26/125M/250M/225F


Part No.	Description	Electrode Size	
		mm	inch
P10N21S	Stubby Series Collet	0.5	0.020
P10N22S	Stubby Series Collet	1.0	0.040
P10N23S	Stubby Series Collet	1.6	1/16
P10N24S	Stubby Series Collet	2.4	3/32
P10N25S	Stubby Series Collet	3.2	1/8



Large Diameter Gas Lens Collets

SGT 9/20/20S/125M/250M/225F


Part No.	Description	Electrode Size	
		mm	inch
P13N20L	Large Diameter Gas Lens Collet	0.5	0.020
P13N21L	Large Diameter Gas Lens Collet	1.0	0.040
P13N22L	Large Diameter Gas Lens Collet	1.6	1/16
P13N23L	Large Diameter Gas Lens Collet	2.4	3/32
P13N24L	Large Diameter Gas Lens Collet	3.2	1/8



Stubby Series Collets

SGT/SGTCW 17/18/26/125M/250M/225F


Part No.	Description	Electrode Size	
		mm	inch
PSTB13N20	Stubby Series Collet	0.5	0.020
PSTB13N21	Stubby Series Collet	1.0	0.040
PSTB13N22	Stubby Series Collet	1.6	1/16
PSTB13N22M	Stubby Series Collet	2.0	5/64
PSTB13N23	Stubby Series Collet	2.4	3/32
PSTB13N24	Stubby Series Collet	3.2	1/8



Standard Collet Bodies

SGT/SGTCW 17/18/26/125M/250M/225F

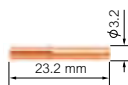
Part No.	Description	Electrode Size	
		mm	inch
P10N28	Standard Collet Body	3.2	1/8
P10N29	Standard Collet Body	0.5	0.020
P10N30	Standard Collet Body	1.0	0.040
P10N31	Standard Collet Body	1.6	1/16
P10N31M	Standard Collet Body	2.0	5/64
P10N32	Standard Collet Body	2.4	3/32



Gas Lens Collets


SGT 24W/225F

Part No.	Description	Electrode Size	
		mm	inch
P53N64	Gas Lens Collet	1.6	1/16
P24GLC332	Gas Lens Collet	2.4	3/32



SGT/SGTCW 18/250M/225F

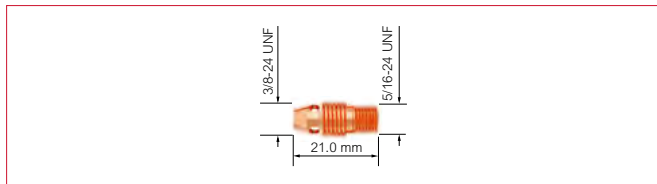
Part No.	Description	Electrode Size	
		mm	inch
P406488	Standard Collet Body	4.0	5/32



Standard Collet Bodies

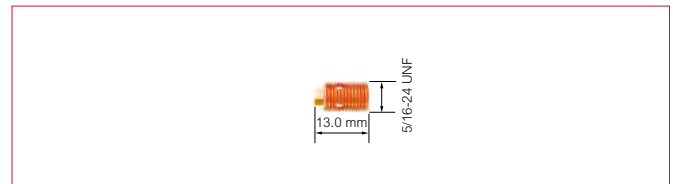
SGT 9/20/20S/125M/250M/225F

Part No.	Description	Electrode Size	
		mm	inch
P13N25	Standard Collet Body	0.5	0.020
P13N26	Standard Collet Body	1.0	0.040
P13N27	Standard Collet Body	1.6	1/16
P13N27M	Standard Collet Body	2.0	5/64
P13N28	Standard Collet Body	2.4	3/32
P13N29	Standard Collet Body	3.2	1/8



SGT 24W/225F

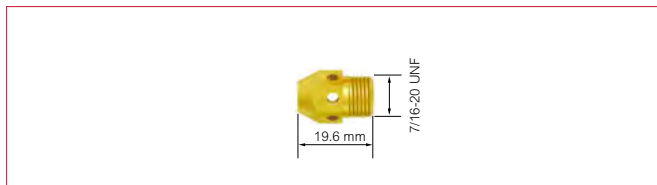
Part No.	Description	Electrode Size	
		mm	inch
P53N18	Standard Collet Body	1.0	0.040
P53N19	Standard Collet Body	1.6	1/16
P24CB332	Standard Collet Body	2.4	3/32



Heavy Duty Collet Bodies

SGT/SGTCW 18SC

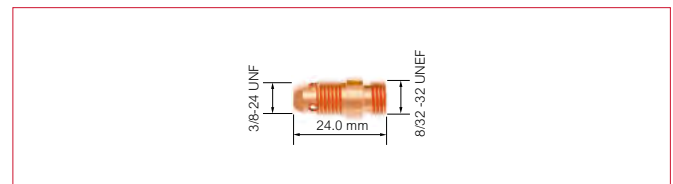
Part No.	Description	Bore
		mm
PNCB-36	Heavy Duty Nose Collet Body	5.0
PNCB-53	Standard Nose Collet Body	3.4



Stubby Collet Bodies

SGT/SGTCW 17/18/26/125M/250M/225F

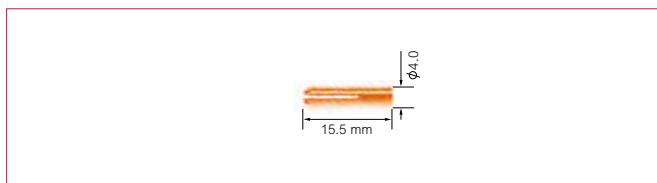
Part No.	Description	Bore
		mm
P17CB20	Stubby Collet Body	3.5



Short Series Collet

SGT9/20/20S


Part No.	Description	Electrode Size	
		mm	inch
P13N21ES	Short Collet	1.0	0.040
P13N22ES	Short Collet	1.6	1/16
P13N23ES	Short Collet	2.4	3/32
P13N24ES	Short Collet	3.2	1/8



Gas Lens Bodies

SGT/SGTCW 17/18/26/125M/250M/225F

Part No.	Description	Electrode Size	
		mm	inch
P45V24	Gas Lens Body	1.0	0.040
P45V25	Gas Lens Body	1.6	1/16
P45V25M	Gas Lens Body	2.0	5/64
P45V26	Gas Lens Body	2.4	3/32
P45V27	Gas Lens Body	3.2	1/8
P45V28	Gas Lens Body	4.0	5/32
P45V29	Gas Lens Body	0.5	0.020

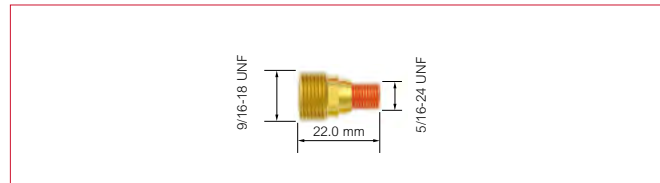


Gas Lens Bodies

Gas Lens Bodies

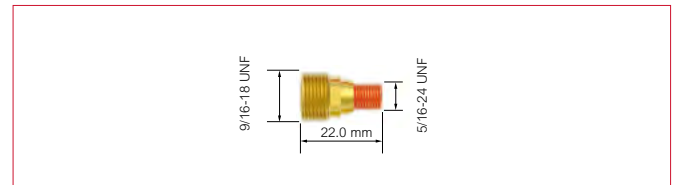
SGT 9/20/20S/24W/125M/250M/225F

Part No.	Description	Electrode Size	
		mm	inch
P45V41	Gas Lens Body	0.5	0.020
P45V42	Gas Lens Body	1.0	0.040
P45V43	Gas Lens Body	1.6	1/16
P45V43M	Gas Lens Body	2.0	5/64
P45V44	Gas Lens Body	2.4	3/32



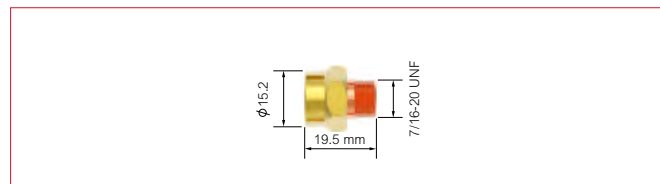
SGT 9/20/20S/125M/250M/225F

Part No.	Description	Electrode Size	
		mm	inch
P45V45	Gas Lens Body	3.2	1/8



SGT/SGTCW 18SC

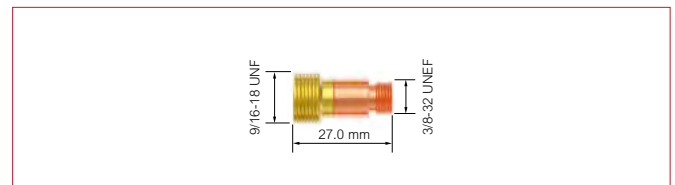
Part No.	Description	Electrode Size	
		mm	inch
P18GL16	Gas Lens Body	1.6	1/16
P18GL32	Gas Lens Body	2.4	3/32
P18GL18	Gas Lens Body	3.2	1/8
P18GL53	Gas Lens Body	4.0	5/32
P18GL36	Gas Lens Body	4.8	3/16



Stubby Gas Lens Bodies

SGT/SGTCW 17/18/26/125M/250M/225F

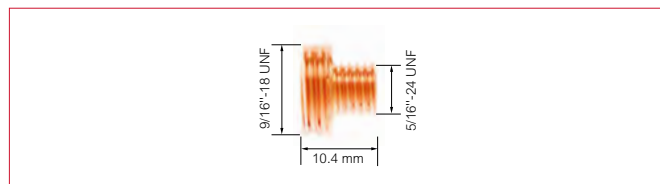
Part No.	Description	Electrode Size	
		mm	inch
PSTB45V41	Stubby Gas Lens Body	0.5	0.020
PSTB45V42	Stubby Gas Lens Body	1.0	0.040
PSTB45V43	Stubby Gas Lens Body	1.6	1/16
PSTB45V43M	Stubby Gas Lens Body	2.0	5/64
PSTB45V44	Stubby Gas Lens Body	2.4	3/32
PSTB45V45	Stubby Gas Lens Body	3.2	1/8



Short Gas Lens Bodies

SGT9/20/20S


Part No.	Description	Electrode Size	
		mm	inch
P45V42ES	Short Gas Lens Body	1.0	0.040
P45V43ES	Short Gas Lens Body	1.6	1/16
P45V44ES	Short Gas Lens Body	2.4	3/32
P45V45ES	Short Gas Lens Body	3.2	1/8



Large Diameter Gas Lens Bodies

SGT/SGTCW 17/18/26/125M/250M/225F

Part No.	Description	Electrode Size	
		mm	inch
P45V0204	Large Diameter Gas Lens Body	1.0	0.040
P45V116	Large Diameter Gas Lens Body	1.6	1/16
P45V64	Large Diameter Gas Lens Body	2.4	3/32
P45V63	Large Diameter Gas Lens Body	4.0	5/32
P995795	Large Diameter Gas Lens Body	3.2	1/8

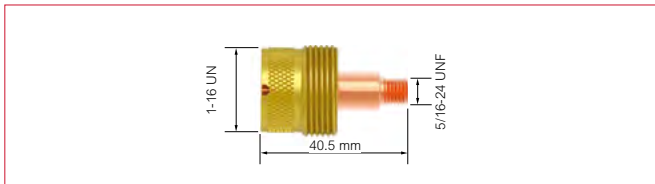


Wear Parts

Large Diameter Gas Lens Bodies

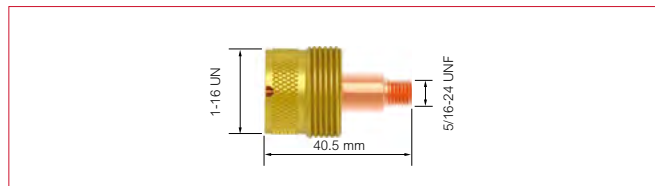
SGT 9/20/20S/125M/250M/225F

Part No.	Description	Electrode Size	
		mm	inch
P45V0204S	Large Diameter Gas Lens Body	1.0	0.040
P45V116S	Large Diameter Gas Lens Body	1.6	1/16
P45V64S	Large Diameter Gas Lens Body	2.4	3/32
P45V63S	Large Diameter Gas Lens Body	4.0	5/32



SGT 20/20S/125M/250M/225F

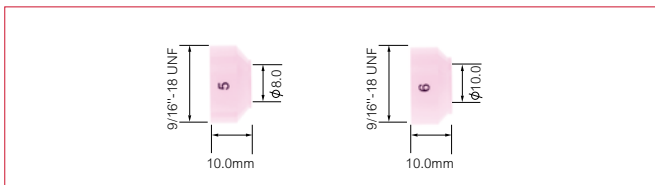
Part No.	Description	Electrode Size	
		mm	inch
P995795S	Large Diameter Gas Lens Body	3.2	1/8



Short Gas Lens Ceramic Cups

SGT9/20/20S

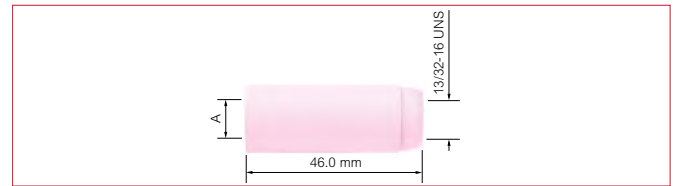
Part No.	Description	Size	BoreA	
			mm	inch
P53N59ES	Short Gas Lens Ceramic Cup	5	8	5/16
P53N60ES	Short Gas Lens Ceramic Cup	6	10	3/8



Standard Ceramic Cups

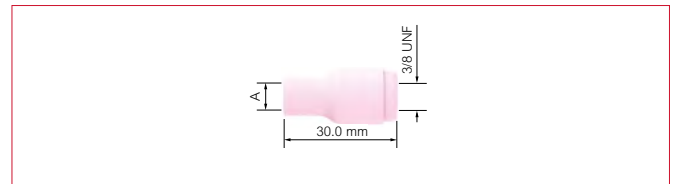
SGT/SGTCW 17/18/26/125M/250M/225F

Part No.	Description	Size	BoreA	
			mm	inch
P10N44	Standard Ceramic Cup	12	19	3/4
P10N45	Standard Ceramic Cup	10	16	5/8
P10N46	Standard Ceramic Cup	8	12.5	1/2
P10N47	Standard Ceramic Cup	7	11	7/16
P10N48	Standard Ceramic Cup	6	10	3/8
P10N49	Standard Ceramic Cup	5	8	5/16
P10N50	Standard Ceramic Cup	4	6	1/4



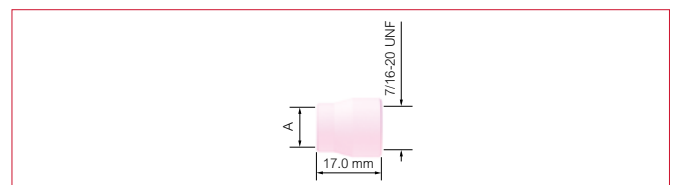
SGT/SGTCW 9/17/18/20/20S/26/125M/250M/225F

Part No.	Description	Size	BoreA	
			mm	inch
P13N08	Standard Ceramic Cup	4	6	1/4
P13N09	Standard Ceramic Cup	5	8	5/16
P13N10	Standard Ceramic Cup	6	10	3/8
P13N11	Standard Ceramic Cup	7	11	7/16
P13N12	Standard Ceramic Cup	8	12.5	1/2
P13N13	Standard Ceramic Cup	10	16	5/8



SGT 24W/225F

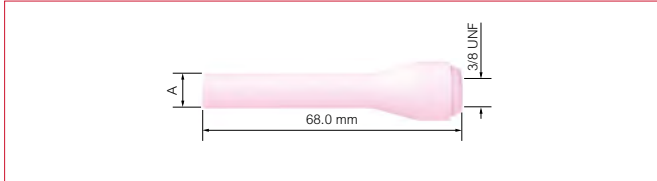
Part No.	Description	Size	BoreA	
			mm	inch
P53N24	Standard Ceramic Cup	4	6	1/4
P53N25	Standard Ceramic Cup	5	8	5/16
P53N27	Standard Ceramic Cup	6	10	3/8



Standard Extra Long Ceramic Cups

SGT 9/20/20S/125M/250M/225F


Part No.	Description	Size	BoreA	
			mm	inch
P796F74	Standard Extra Long Ceramic Cup	3	5	3/16
P796F75	Standard Extra Long Ceramic Cup	4	6	1/4
P796F76	Standard Extra Long Ceramic Cup	5	8	5/16
P796F77	Standard Extra Long Ceramic Cup	6	10	3/8



Standard Long Ceramic Cups

SGT/SGTCW 17/18/26/125M/250M/225F


Part No.	Description	Size	BoreA	
			mm	inch
P10N47L	Standard Long Ceramic Cup	7L	11	7/16
P10N48L	Standard Long Ceramic Cup	6L	10	3/8
P10N49L	Standard Long Ceramic Cup	5L	8	5/16



Long Gas Lens Ceramic Cups

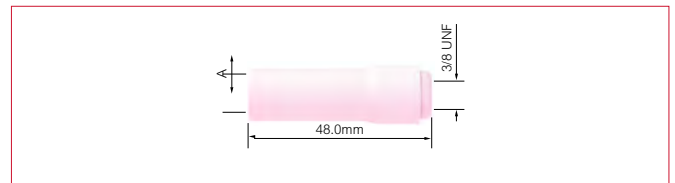
SGT/SGTCW 17/18/18SC/26/125M/250M/225F

Part No.	Description	Size	BoreA	
			mm	inch
P54N15L	Long Gas Lens Ceramic Cup	7	11	7/16
P54N16L	Long Gas Lens Ceramic Cup	6	10	3/8
P54N17L	Long Gas Lens Ceramic Cup	5	8	5/16



SGT 9/20/20S/125M/250M/225F


Part No.	Description	Size	BoreA	
			mm	inch
P796F70	Standard Long Ceramic Cup	3	5	3/16
P796F71	Standard Long Ceramic Cup	4	6	1/4
P796F72	Standard Long Ceramic Cup	5	8	5/16
P796F73	Standard Long Ceramic Cup	6	10	3/8



Large Diameter Gas Lens Cups

SGT/SGTCW 9/17/18/20/20S/26/125M/250M/225F

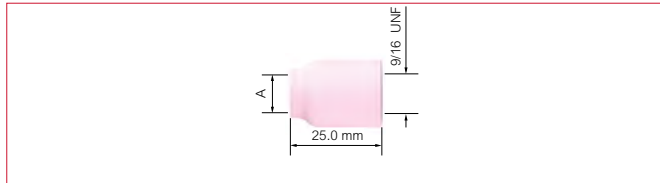
Part No.	Description	Size	BoreA	
			mm	inch
P57N74	Large Diameter Gas Lens Cup	8	12.5	1/2
P57N75	Large Diameter Gas Lens Cup	6	10	3/8
P53N87	Large Diameter Gas Lens Cup	12	19	3/4
P53N88	Large Diameter Gas Lens Cup	10	16	5/8



Gas Lens Cups

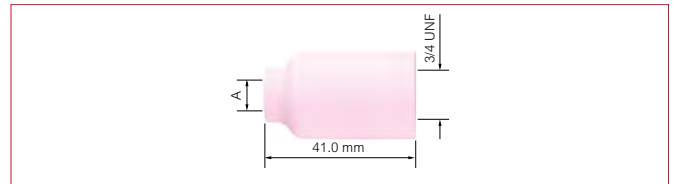
SGT 9/17/18/20/20S/24W/26/125M 250M/225F

Part No.	Description	Size	BoreA	
			mm	inch
P53N58	Gas Lens Cup	4	6	1/4
P53N59	Gas Lens Cup	5	8	5/16
P53N60	Gas Lens Cup	6	10	3/8
P53N61	Gas Lens Cup	7	11	7/16
P53N61S	Gas Lens Cup	8	12.5	1/2

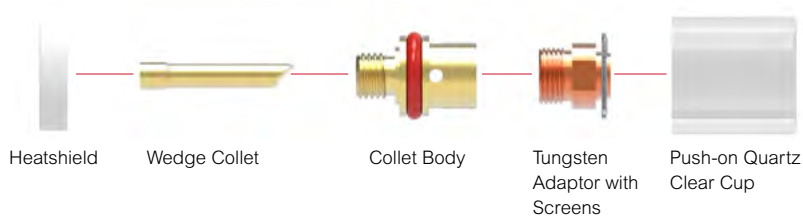


SGT 17/18/18SC/26/125M/250M/225F

Part No.	Description	Size	BoreA	
			mm	inch
P54N14	Gas Lens Cup	8	12.5	1/2
P54N15	Gas Lens Cup	7	11	7/16
P54N16	Gas Lens Cup	6	10	3/8
P54N17	Gas Lens Cup	5	8	5/16
P54N18	Gas Lens Cup	4	6	1/4
P54N19	Gas Lens Cup	11	17	11/16



Quartz Tig Consumables Kits 9,20 Series



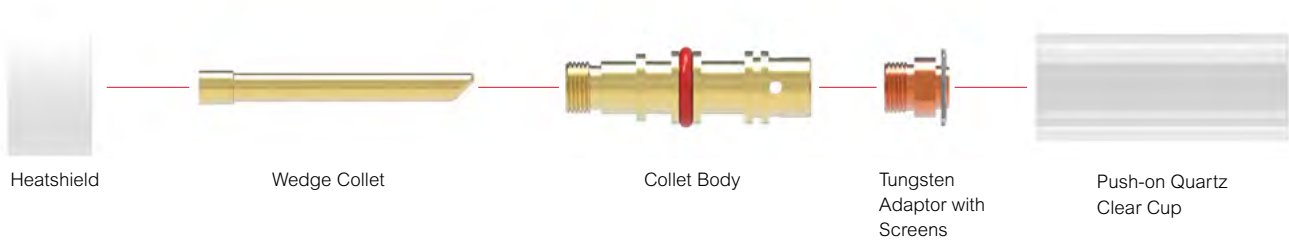
Part No.	Description
PGS920P-16 Quartz Tig Consumables Kit 1.6mm	Push-on Quartz Clear Cup Tungsten Adaptor with Screens 1.6mm Collet Body Wedge Collet 1.6mm Heatshield

Part No.	Description
PGS920P-24 Quartz Tig Consumables Kit 2.4mm	Push-on Quartz Clear Cup Tungsten Adaptor with Screens 2.4mm Collet Body Wedge Collet 2.4mm Heatshield

Part No.	Description
PGS920P-32 Quartz Tig Consumables Kit 3.2mm	Push-on Quartz Clear Cup Tungsten Adaptor with Screens 3.2mm Collet Body Wedge Collet 3.2mm Heatshield

Quartz Tig Consumables

Quartz Tig Consumables Kits 17,18,26 Series

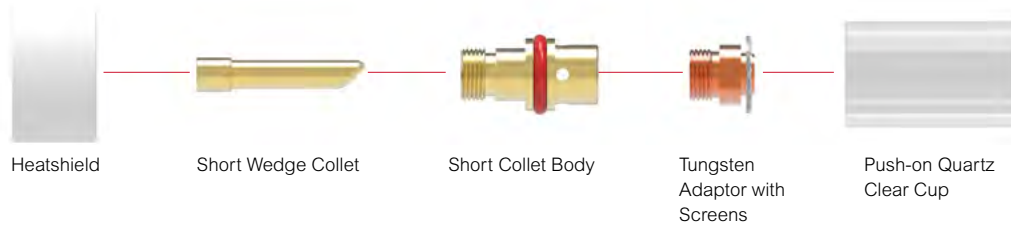


Part No.	Description
PGS171826P-16 Quartz Tig Consumables Kit 1.6mm	Push-on Quartz Clear Cup Tungsten Adaptor with Screens 1.6mm Collet Body Wedge Collet 1.6mm Heatshield

Part No.	Description
PGS171826P-24 Quartz Tig Consumables Kit 2.4mm	Push-on Quartz Clear Cup Tungsten Adaptor with Screens 2.4mm Collet Body Wedge Collet 2.4mm Heatshield

Part No.	Description
PGS171826P-32 Quartz Tig Consumables Kit 3.2mm	Push-on Quartz Clear Cup Tungsten Adaptor with Screens 3.2mm Collet Body Wedge Collet 3.2mm Heatshield

Quartz Tig Consumables Kits 17,18,26 Series



Part No.	Description
PGS171826P-16S Quartz Tig Consumables Kit 1.6mm	<p>Push-on Quartz Clear Cup Tungsten Adaptor with Screens 1.6mm Short Collet Body Short Wedge Collet 1.6mm Heatshield</p>

Part No.	Description
PGS171826P-24S Quartz Tig Consumables Kit 2.4mm	<p>Push-on Quartz Clear Cup Tungsten Adaptor with Screens 2.4mm Short Collet Body Short Wedge Collet 2.4mm Heatshield</p>

Part No.	Description
PGS171826P-32S Quartz Tig Consumables Kit 3.2mm	<p>Push-on Quartz Clear Cup Tungsten Adaptor with Screens 3.2mm Short Collet Body Short Wedge Collet 3.2mm Heatshield</p>

Push-on Quartz Clear Cups

Part No.	Description	Length	Model
1 P2-P7PC	Push-on Quartz Clear Cup	25mm	9/20
2 P2-P8PC	Push-on Quartz Clear Cup	32.5mm	All
3 P3-P8PC	Push-on Quartz Clear Cup	47mm	17/18/26



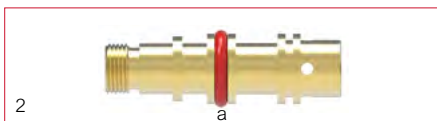
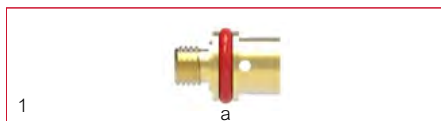
Tungsten Adaptor with Screens

Part No.	Description	Electrode Size		Model
		mm	inch	
PTAS-GS16	Tungsten Adaptor with Screens	1.6	1/16	All
PTAS-GS24	Tungsten Adaptor with Screens	2.4	3/32	All
PTAS-GS32	Tungsten Adaptor with Screens	3.2	1/8	All



Collet Bodies

Part No.	Description	Model
1 PCB2-GS1	Collet Body	9/20
2 PCB3-GS	Collet Body	17/18/26
3 PCB4-GS	Short Collet Body	17/18/26
a PORING-14P8X9P5	O Ring	All



Wedge Collets

Part No.	Description	Electrode Size		Model
		mm	inch	
1 P2CGS-16	Wedge Collet	1.6	1/16	9/20
P2CGS-24	Wedge Collet	2.4	3/32	9/20
P2CGS-32	Wedge Collet	3.2	1/8	9/20
2 P3CGS-16	Wedge Collet	1.6	1/16	17/18/26
P3CGS-24	Wedge Collet	2.4	3/32	17/18/26
P3CGS-32	Wedge Collet	3.2	1/8	17/18/26
3 P4CGS-16	Short Wedge Collet	1.6	1/16	17/18/26
P4CGS-24	Short Wedge Collet	2.4	3/32	17/18/26
P4CGS-32	Short Wedge Collet	3.2	1/8	17/18/26





Heatshield

Part No.	Description	Model
1 PHSG920-1	Heatshield	9/20
2 PHSG171826	Heatshield	17/18/26












SGT 9/20/20S Series

Standard Series					P796F Range Standard Extra Long Ceramic Cup
					P796F Range Standard Long Ceramic Cup
Gas Lens Series					P53N Range Gas Lens Ceramic Cup
Large Gas Lens Series					Large Diameter Gas Lens Ceramic Cup
Short Gas Lens Series					Short Gas Lens Ceramic
					

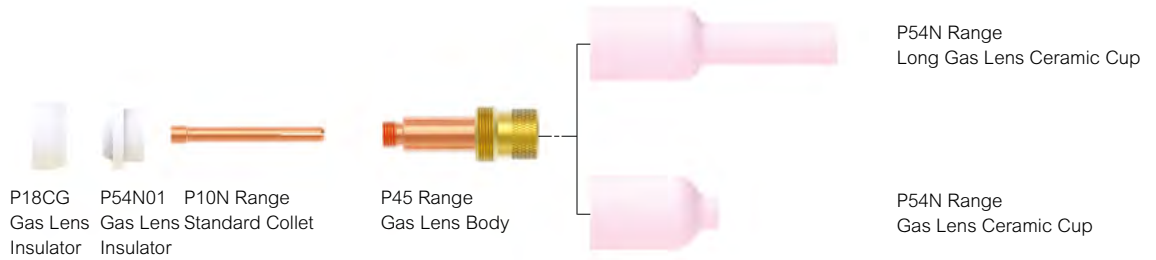
* Wear parts part number and sizes are available on pages 51-57

SGT/SGTCW 17/18/26 Series

Standard Series					P10N Range Standard Long Ceramic Cup
					P10N Range Standard Ceramic Cup
Stubby Series					P13N Range Standard Ceramic Cup

Wear Parts Configuration Tables

Gas Lens Series



Stubby Gas Lens Series



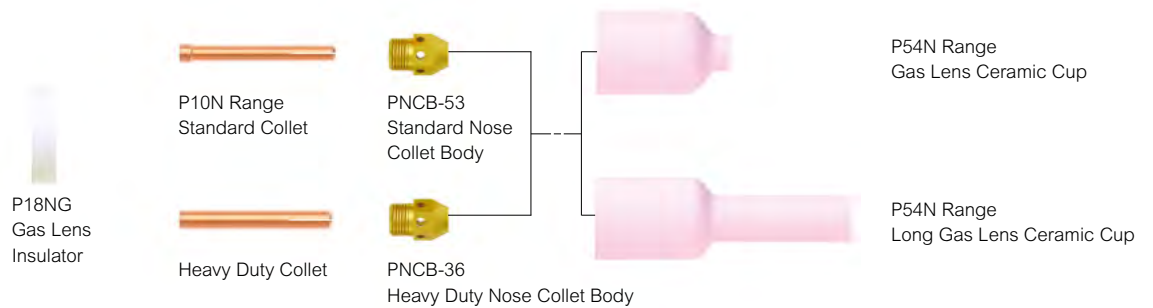
Large Gas Lens Series



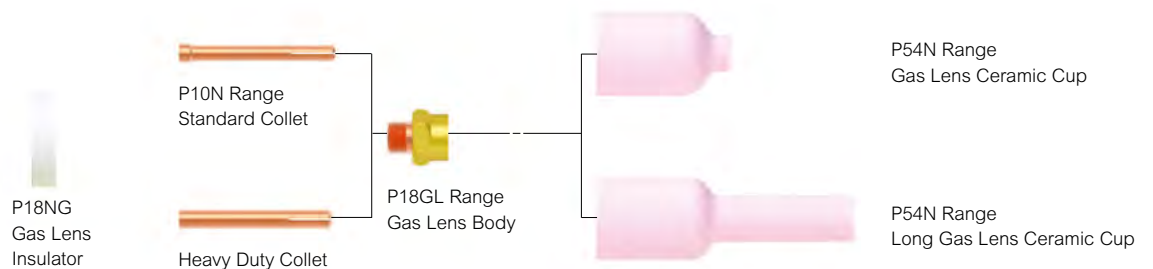
* Wear parts part number and sizes are available on pages 51-57

SGT/SGTCW 18SC Series

Standard Series



Gas Lens Series



* Wear parts part number and sizes are available on pages 51-57

SGT 24W Series

Standard Series



P53N22
Gas Lens
Insulator



P53N Range
Standard Collet



P53N Range
Standard Collet Body



P53N Range
Standard Ceramic Cup



P53N66
Gas Lens
Insulator



P53N Range
Gas Lens Collet



P45V Range
Gas Lens Body



P53N Range
Gas Lens Ceramic Cup

* Wear parts part number and sizes are available on pages 51-57

SGT 125/250 Multijust Series

SGT 9/20/20S head configuration

Standard Series



P598882
Gas Lens
Insulator



P13N Range
Standard Collet



P13N Range
Standard Collet Body



P796F Range
Standard Extra Long
Ceramic Cup

P796F Range
Standard Long Ceramic Cup

P13N Range
Standard Ceramic Cup

Gas Lens Series



P598882
Gas Lens
Insulator



P13N Range
Standard Collet



P45V Range
Gas Lens Body



P53N Range
Gas Lens Ceramic Cup

Large Gas Lens Series



P54N63-20
Gas Lens
Insulator



P13NL Range
Large Diameter
Gas Lens Collet



P45V Range
Large Diameter Gas Lens Body








Large Diameter
Gas Lens Ceramic Cup

* Wear parts part number and sizes are available on pages 51-57

Wear Parts Configuration Tables





























SGT/SGTCW 17/18/26 head configuration

Standard Series	 P18CG Gas Lens Insulator	 P10N Range Standard Collet	 P10N Range Standard Collet Body	 P10N Range Standard Long Ceramic Cup	
				 P10N Range Standard Ceramic Cup	
Stubby Series	 P18CG20 Gas Lens Insulator	 P10N Range Stubby Collet	 P17CB20 Stubby Collet Body	 P13N Range Standard Ceramic Cup	
Gas Lens Series	 P18CG Gas Lens Insulator	 P54N01 Gas Lens Gasket	 P10N Range Standard Collet	 P45 Range Gas Lens Body	 P54N Range Long Gas Lens Ceramic Cup
				 P54N Range Gas Lens Ceramic Cup	
Stubby Gas Lens Series	 PSTB80300236 Gas Lens Insulator	 PSTB13N Range Stubby Collet	 PSTB45V Range Stubby Gas Lens Body	 P53N Range Gas Lens Ceramic Cup	
Large Gas Lens Series	 P18CG Gas Lens Insulator	 P54N63 Gas Lens Insulator	 P10N Range Standard Collet	 P45V Range Large Diameter Gas Lens Body	 Large Diameter Gas Lens Ceramic Cup

* Wear parts part number and sizes are available on pages 51-57

SGT 225F Series

SGT 9/20 head configuration

Standard Series					P796F Range Standard Extra Long Ceramic Cup
					P796F Range Standard Long Ceramic Cup
					P13N Range Standard Ceramic Cup
Gas Lens Series					P53N Range Gas Lens Ceramic Cup
					P53N Range Gas Lens Ceramic Cup
Large Gas Lens Series					Large Diameter Gas Lens Ceramic Cup
					Large Diameter Gas Lens Ceramic Cup

* Wear parts part number and sizes are available on pages 51-57

SGT 24W head configuration


Standard Series					P53N Range Standard Ceramic Cup
					P53N Range Gas Lens Ceramic Cup

* Wear parts part number and sizes are available on pages 51-57

Wear Parts Configuration Tables

SGT/SGTCW 17/18/26 head configuration

Standard Series


P18CG
Gas Lens
Insulator


P10N Range
Standard Collet



P10N Range
Standard Collet Body



P10N Range
Standard Long Ceramic Cup

P10N Range
Standard Ceramic Cup

Stubby Series


P18CG20
Gas Lens
Insulator


P10N Range
Stubby Collet


P17CB20
Stubby Collet Body



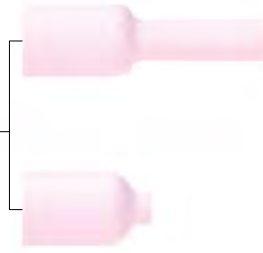
P13N Range
Standard Ceramic Cup

Gas Lens Series

 
P18CG P54N01
Gas Lens Gas Lens
Insulator Insulator


P10N Range
Standard Collet


P45 Range
Gas Lens Body



P54N Range
Long Gas Lens Ceramic Cup

P54N Range
Gas Lens Ceramic Cup

Stubby Gas Lens Series


PSTB80300236
Gas Lens
Insulator


PSTB13N Range
Stubby Collet


PSTB45V Range
Stubby Gas Lens Body



P53N Range
Gas Lens Ceramic Cup

Large Gas Lens Series

 
P18CG P54N63
Gas Lens Gas Lens
Insulator Insulator


P10N Range
Standard Collet



P45V Range
Large Diameter Gas Lens Body



Large Diameter
Gas Lens Ceramic Cup

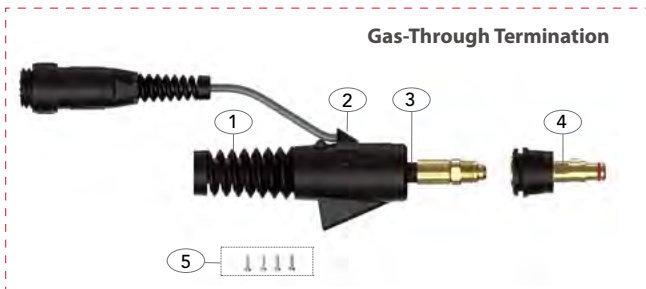
* Wear parts part number and sizes are available on pages 51-57

Air-Cooled Rear-End Spare Parts



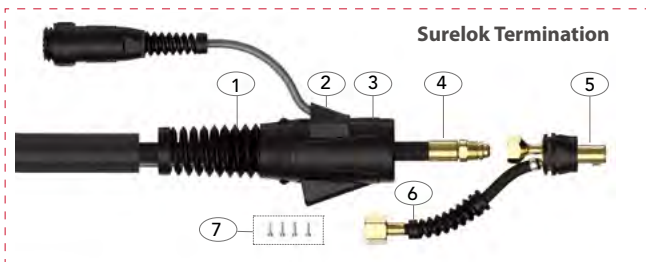
SGT 9/17/125M

Part No.	Description
1	PSLH917-S Cable Support Small
2	PNSLH917-H Surelok Housing Small
3	PSL57Y01AOB Power Cable x 12.5ft Surelok O/B
	PSL57Y03AOB Power Cable x 25ft Surelok O/B
4	PNSL3550 Surelok Body
5	*PNSLOB-1-GS # Gas Supply Hose O/B
6	PERSP1 Screw Pack



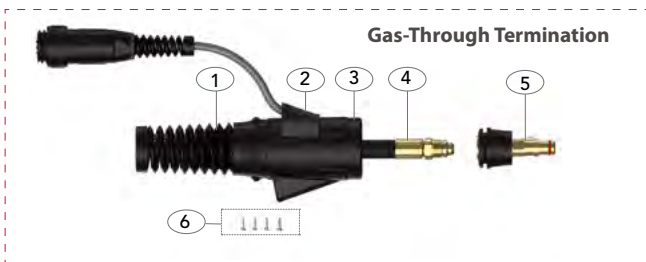
SGT 9/17/125M

Part No.	Description
1	PSLH917-S Cable Support Small
2	PFR-UNSLH917-H Gas Through Surelok Housing Small
3	PSL57Y01AOB Power Cable x 12.5ft Surelok Gas Through O/B
	PSL57Y03AOB Power Cable x 25ft Surelok Gas Through O/B
4	PFRSL3550G Gas Through Surelok Body
5	PERSP1 Screw Pack



SGT 26

Part No.	Description
1	PSLH26-S Cable Support Large
2	PSLH26-C Surelok Housing Cover
3	PNSLH26-H Surelok Housing Large
4	PSL46V28AOB Power Cable x 12.5ft Surelok O/B
	PSL46V30AOB Power Cable x 25ft Surelok O/B
5	PNSL3550 Surelok Body
6	*PNSLOB-1-GS # Gas Supply Hose O/B
7	PERSP1 Screw Pack



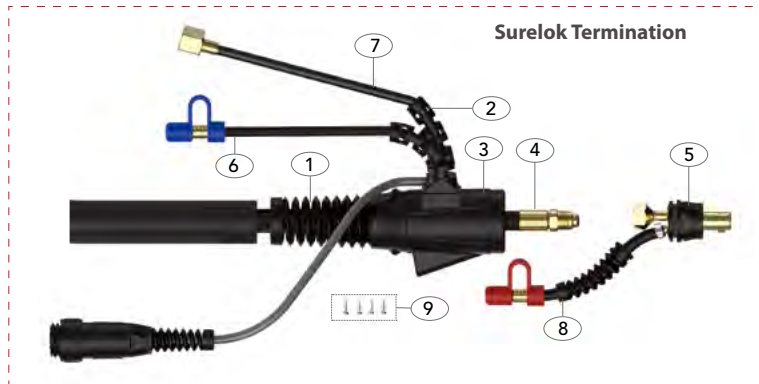
SGT 26

Part No.	Description
1	PSLH26-S Cable Support Large
2	PSLH26-C Surelok Housing Cover
3	PFR-UNSLH26-H Gas Through Surelok Housing Large
4	PSL46V28AOB Power Cable x 12.5ft Surelok Gas Through O/B
	PSL46V30AOB Power Cable x 25ft Surelok Gas Through O/B
5	PFRSL3550G Gas Through Surelok Body
6	PERSP1 Screw Pack

*Note: Gas supply hoses are specified by utilizing the part number and a termination suffix from the gas supply hose table on page 18.

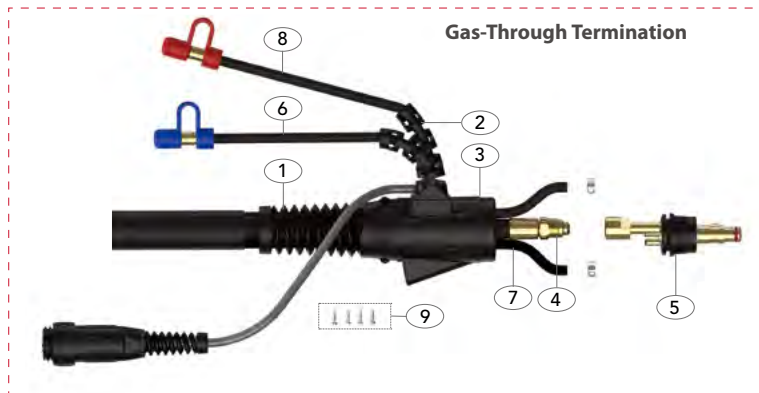
Example: PNSLOB-1-GS1
Gas supply hose c/w 3/8" BSP fitting

Liquid-Cooled Rear-End Spare Parts



SGT 24W/20/20S/18/18SC/250M/225F

Part No.	Description
1	PSLH26-S Cable Support Large
2	PSLH1820-S Surelok Housing Support
3	PNSLH26-H Surelok Housing Large
4a	PSL45V03AOB Power Cable x 12.5ft Surelok O/B (24W/20/250M/225F)
	PSL45V04AOB Power Cable x 25ft Surelok O/B (24W/20/250M/225F)
4b	PSL45V03SAOB Power Cable x 12.5ft Surelok O/B (20S)
	PSL45V04SAOB Power Cable x 25ft Surelok O/B (20S)
4c	PSL40V64AOB Power Cable x 12.5ft Surelok O/B (18)
	PSL41V29AOB Power Cable x 25ft Surelok O/B (18)
4d	PSLHD40V64AOB Power Cable x 12.5ft Surelok O/B (18SC)
	PSL41V29AOB Power Cable x 25ft Surelok O/B (18SC)
5	PNSL3550 Surelok Body
6a	*PN45V07OB-WF # Water Hose x 12.5ft O/B (24W/20/250M/225F)
	*PN45V08OB-WF # Water Hose x 25ft O/B (24W/20/250M/225F)
6b	*P45V07OB-WF # Water Hose x 12.5ft O/B (20S/18/18SC)
	*P45V08OB-WF # Water Hose x 25ft O/B (20S/18/18SC)
7	*P45V09-GS # Gas Hose x 12.5ft PVC
	*P45V10-GS # Gas Hose x 25ft PVC
8	*PNSLOB-1-WR # Water Return Hose O/B
9	PERSP1 Screw Pack

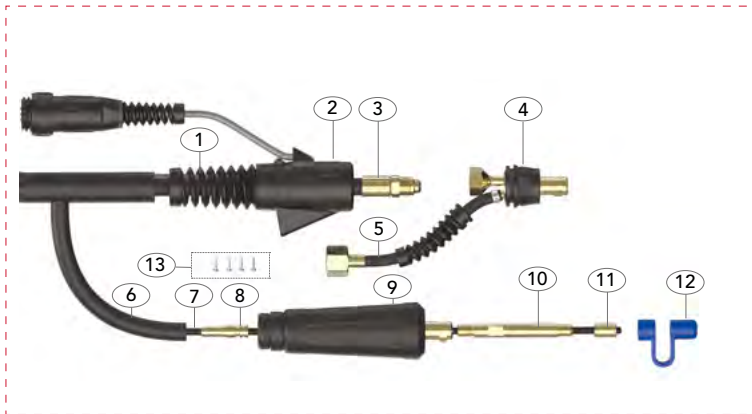


SGT 24W/20/20S/18/18SC/250M/225F

Part No.	Description
1	PSLH26-S Cable Support Large
2	PSLH1820-S Surelok Housing Support
3	PFR-UNSLH26-H Gas Through Surelok Housing Large
4a	PSL45V03AOB Power Cable x 12.5ft Surelok O/B (24W/20/250M/225F)
	PSL45V04AOB Power Cable x 25ft Surelok O/B (24W/20/250M/225F)
4b	PSL45V03SAOB Power Cable x 12.5ft Surelok O/B (20S)
	PSL45V04SAOB Power Cable x 25ft Surelok O/B (20S)
4c	PSL40V64AOB Power Cable x 12.5ft Surelok O/B (18)
	PSL41V29AOB Power Cable x 25ft Surelok O/B (18)
4d	PSLHD40V64AOB Power Cable x 12.5ft Surelok O/B (18SC)
	PSL41V29AOB Power Cable x 25ft Surelok O/B (18SC)
5	PFRSL3550W Gas Through Surelok Body
6a	*PN45V07OB-WF # Water Hose x 12.5ft O/B (24W/20/250M/225F)
	*PN45V08OB-WF # Water Hose x 25ft O/B (24W/20/250M/225F)
6b	*P45V07OB-WF # Water Hose x 12.5ft O/B (20S/18/18SC)
	*P45V08OB-WF # Water Hose x 25ft O/B (20S/18/18SC)
7	PFR45V09 Gas Through Gas Hose x 12.5ft PVC
	PFR45V10 Gas Through Gas Hose x 25ft PVC
8	*PFRSLOB-1-WR # Gas Through Water Return Hose O/B
9	PERSP1 Screw Pack

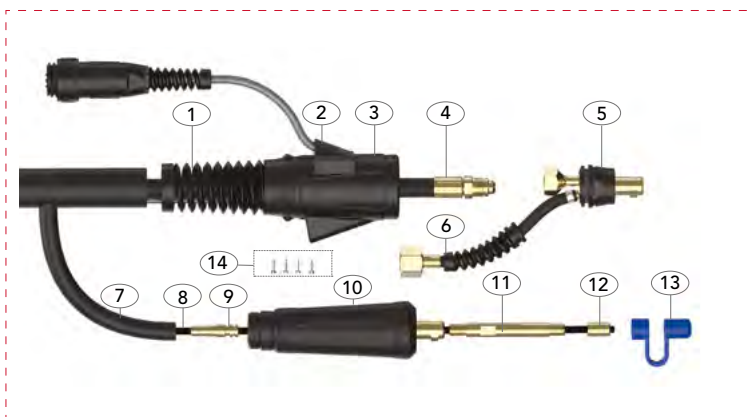
*Note: Water feed hoses are specified by utilizing the part number and a termination suffix from the gas supply hose table on page 18.

Example: PN45V07OB-WF1
Water feed hose c/w quick fit



SGTCW 17 - Cold Wire

Part No.	Description
1	PSLH917-S Cable Support Small
2	PNSLH917-H Surelok Housing Small
3	PSL57Y01AOB Power Cable x 12.5ft Surelok O/B
4	PNSL3550 Surelok Body
5	*PNSLOB-1-GS # Gas Supply Hose O/B
6	PCWT-OLS Outer Liner Support Sleeve
7a	PHWB2524-40 Steel Liner x 12.5ft
7b	PHCWB2564-40 PA Liner x 12.5ft
7c	PHCWB2564AL-40 PA Liner x 12.5ft
8	PHWT-BN Wire Feeding Tube Nipple-Back
9	PCW5095 Large Dinse Plug
10	PHWT-GWT Wire Guide Tube
11	PHWT-NUT Nut
12	PBD-80310 Blue Cap Stopper
13	PERSP1 Screw Pack



SGTCW 26 - Cold Wire

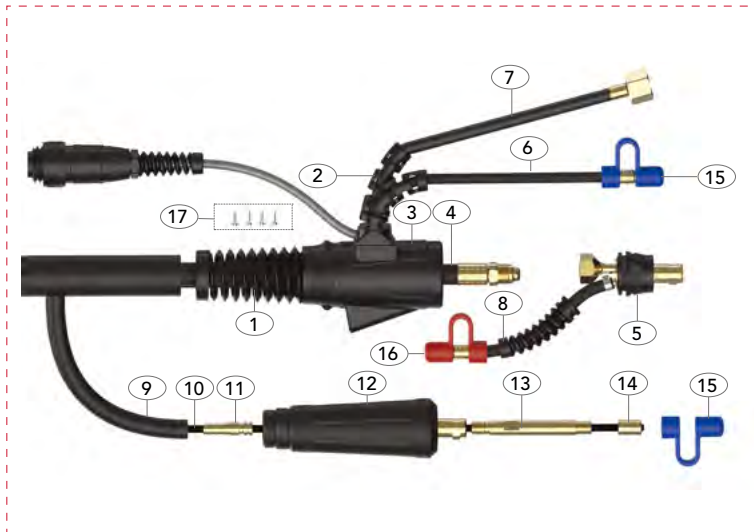
Part No.	Description
1	PSLH26-S Cable Support Large
2	PSLH26-C Surelok Housing Cover
3	PNSLH26-H Surelok Housing Large
4	PSL46V28AOB Power Cable x 12.5ft Surelok O/B
5	PNSL3550 Surelok Body
6	*PNSLOB-1-GS # Gas Supply Hose O/B
7	PCWT-OLS Outer Liner Support Sleeve
8a	PHWB2524-40 Steel Liner x 12.5ft
8b	PHCWB2564-40 PA Liner x 12.5ft
8c	PHCWB2564AL-40 PA Liner x 12.5ft
9	PHWT-BN Wire Feeding Tube Nipple-Back
10	PCW5095 Large Dinse Plug
11	PHWT-GWT Wire Guide Tube
12	PHWT-NUT Nut
13	PBD-80310 Blue Cap Stopper
14	PERSP1 Screw Pack

*Note: Gas supply hoses are specified by utilizing the part number and a termination suffix from the gas supply hose table on page 18.

Example: PNSLOB-1-GS1

Gas supply hose c/w 3/8" BSP fitting

Cold Wire Liquid-Cooled Rear-End Spare Parts



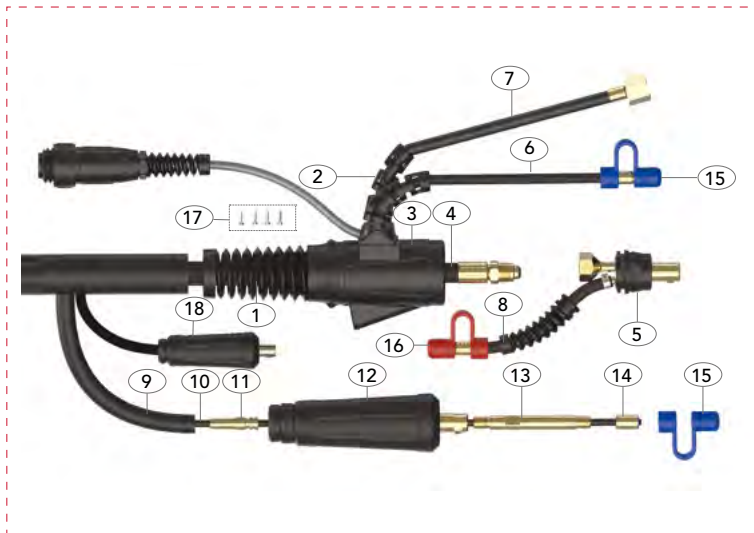
SGTCW 18/18SC - Cold Wire

Part No.	Description
1	PSLH26-S Cable Support Large
2	PSLH1820-S Surelok Housing Support
3	PNSLH26-H Surelok Housing Large
4a	PSL40V64AOB Power Cable x 12.5ft Surelok O/B (18)
4b	PSLHD40V64AOB Power Cable x 12.5ft Surelok O/B (18SC)
5	PNSL3550 Surelok Body
6	*P45V07OB-WF # Water Hose x 12.5ft O/B
7	*P45V09-GS # Gas Hose x 12.5ft PVC
8	*PNSLOB-1-WR # Water Return Hose O/B
9	PCWT-OLS Outer Liner Support Sleeve
10a	PHWB2524-40 Steel Liner x 12.5ft
10b	PHCWB2564-40 PA Liner x 12.5ft
10c	PHCWB2564AL-40 PA Liner x 12.5ft
11	PHWT-BN Wire Feeding Tube Nipple-Back
12	PCW5095 Large Dinse Plug
13	PHWT-GWT Wire Guide Tube
14	PHWT-NUT Nut
15	PBD-80310 Blue Cap Stopper
16	PBD-80320 Red Cap Stopper
17	PERSP1 Screw Pack

*Note: Water feed hoses are specified by utilizing the part number and a termination suffix from the gas supply hose table on page 18.

Example: PN45V07OB-WF1
Water feed hose c/w quick fit

Hot Wire Liquid-Cooled Rear-End Spare Parts



SGTHW 18SC - Hot Wire

Part No.	Description
1	PSLH26-S Cable Support Large
2	PSLH1820-S Surelok Housing Support
3	PNSLH26-H Surelok Housing Large
4	PSLHD40V64AOB Power Cable x 12.5ft Surelok O/B
5	PNSL3550 Surelok Body
6	*P45V07OB-WF # Water Hose x 12.5ft O/B
7	*P45V09-GS # Gas Hose x 12.5ft PVC
8	*PNSLOB-1-WR # Water Return Hose O/B
9	PCWT-OLS Outer Liner Support Sleeve
10a	PHWB2524-40 Steel Liner x 12.5ft
10b	PHCWB2564-40 PA Liner x 12.5ft
10c	PHCWB2564AL-40 PA Liner x 12.5ft
11	PHWT-BN Wire Feeding Tube Nipple-Back
12	PCW5095 Large Dinse Plug
13	PHWT-GWT Wire Guide Tube
14	PHWT-NUT Nut
15	PBD-80310 Blue Cap Stopper
16	PBD-80320 Red Cap Stopper
17	PERSP1 Screw Pack
18	PCP10-25 Cable Plug Assembly

*Note: Water feed hoses are specified by utilizing the part number and a termination suffix from the gas supply hose table on page 18.

Example: PN45V07OB-WF1
Water feed hose c/w quick fit



Floor 1 & 2, No.358, Gang Xing Er Road
Jinan Area of China (Shandong) Pilot Free Trade Zone
Jinan 250102
P.R. China

Tel: +86 531 88239823
Fax: +86 531 88239398
Website: www.parkertorchology.com
Email: info@parkertorchology.com
MPP021 / V.2021.07