



parweld
WELDING THE FUTURE

PRODUCT CATALOGUE

WWW.PARWELD.COM



ISSUE 1



USEFUL INFORMATION



Our team are available Monday to Thursday 8.30am to 6.00pm and Friday 8.30am to 5.00pm. We offer comprehensive sales, service, technical and marketing support.

UK AND IRELAND SALES

Every account is allocated their own Account Manager who will deal personally with any requirements you may have. Our knowledgeable sales team deal with the day to day administration of your account and can also assist with product and technical enquiries.

Almost all of our products are dispatched same day from stock.

UK DELIVERY

All standard orders placed by 6.00pm Monday to Thursday and 5.00pm Friday will be dispatched on a **NEXT DAY** carrier service (area exclusions apply, please confirm at time of order).

All pallet sized orders placed by 3.00pm Monday to Thursday and 2.00pm Friday will be dispatched same day on a 2-3 day service (area exclusions apply, please confirm at time of order).

Carriage is paid on all orders over £125 exclusive of VAT and Carriage. Delivery costs apply for orders less than £125 exclusive of VAT and Carriage.

		ORDER VALUE < £125	ORDER VALUE £125+
DELIVERY COST	Next Day Delivery (up to 1kg)	£5.95	FREE
	Next Day Delivery	£9.50	FREE
	Next Day Delivery pre 10.30am	£22.50	£18.00
	Pallet Delivery 2-3 Day	POA	FREE
	Pallet Delivery Next Day	POA	POA

SOUTHERN IRELAND DELIVERY

All standard orders placed by 6.00pm Monday to Thursday and 5.00pm Friday will be dispatched on a 2-3 day carrier service.

Pallet sized orders placed by 3.00pm Monday to Thursday and 2.00pm Friday will be dispatched same day on a 2-3 day service.

Carriage is paid on all orders over €500 exclusive of VAT and Carriage.

		ORDER VALUE < €500	ORDER VALUE €500+
DELIVERY COST	Up to 6kg	€15.00	FREE
	6-60kg	€61.00	FREE
	300kg	€150.00	FREE

EXPORT SALES

Your account will be dealt with by our multi-lingual export team who have the skills and experience to assist with any enquiries you may have. We offer personalised account support tailored to your needs.

DELIVERY

Pallet sized orders are despatched within 3-4 working days, smaller shipments can be despatched on same day (dependant on availability).

As standard we ship on an ex-works basis, however we are happy to assist with your transportation requirements. Please speak to the sales team at time of order about your options.

CONTACT US

GENERAL ENQUIRIES

Tel: +44 (0) 1299 266 800

Email: Info@parweld.co.uk

Fax: +44 (0) 1299 266 900

UK & IRELAND SALES

Tel: 01299 269 500

Email: uksales@parweld.co.uk

EXPORT SALES

Tel: +44 1299 269 507

Email: export@parweld.co.uk

ACCOUNTS

Tel: +44 (0)1299 269 504

Email: accounts@parweld.co.uk

MACHINE SERVICE

Tel: +44 (0) 1299 269506

Email: technical@parweld.co.uk

VISIT OUR WEBSITE

All our product information and technical documentation is available at

WWW.PARWELD.COM

DISCLAIMER

The use of original equipment manufacturers stock codes and/or the manufacturers registered trademarks are to act as a reference regarding compatibility with the original equipment. The stock codes and/or trademarks remain the property of their respective owners, and usage within this catalogue does not imply that the equipment is endorsed by the original manufacturer.

Parweld is an independent manufacturer and wholesaler and is no way connected, endorsed or affiliated with any of the manufacturers referred to throughout this catalogue. The equipment in this catalogue does not originate from the original manufacturer.

Parweld owns full copyright in respect of this catalogue.

No part of this publication may be reproduced or changed by any means including electronic copying or otherwise without our prior written consent.

ABOUT US

parweld
WELDING THE FUTURE

Main Entrance →

Reception →

Visitors →

← **Deliveries**

← **Trade Counter**

parweld

Founded in 1972 to service local industry in the West Midlands, Parweld has grown to become a global player in the design and manufacture of welding products. We are proud to offer one of the world's most comprehensive range of MIG, TIG and plasma torches, alongside an ever-increasing range of welding machines, PPE and other complementary products.

Managed from our head office in the UK with manufacturing facilities in China, we now have distributors in over 55 countries worldwide, serving Europe, Middle East, North America, South America and Australia.

We understand that there is no "one size fits all" approach, and we have the skills and ability to adapt to our customer's requirements as they develop and change with market demands. From a one-person operation to a multi-national company and everything in between we offer the same high quality of service to all customers, tailored to your requirements. Whether it's Parweld branded or OEM product we will meet your needs.



@ParweldLtd



ParweldTV

DESIGN

Our aim has always been to take a fresh approach to the industry. We develop innovative and ground breaking products focussing on offering practical solutions to businesses' needs.

We have an extensive proven track record of taking ideas from concept through to final manufactured product, but the process doesn't stop there. We are continually working to improve and enhance our existing products based on technological advances and customer feedback.

Our team of designers and engineers all have extensive first hand experience of welding applications and a deep understanding of the demands of the product's operational environment.

Throughout the design process, our products go through comprehensive testing with the aid of advanced 3D design and modelling software and prototyping, as well as extensive on site application testing.

parweld 

标签盒

MANUFACTURE

By utilising facilities in the UK and China, we are able to provide the “best of both worlds”, with short lead times, the ability to produce completely bespoke products, excellent transport links and extensive warehousing.

Parweld’s UK based manufacture offers highly skilled production and can quickly produce bespoke torches whatever your requirements may be.

Our state of the art manufacturing and production facility in China enables us to adapt to our customer’s demands, while maintaining complete control over the quality and consistency of our products.

Whether you need 1 or 1000 torches, we have the flexibility, skills and technology to meet your needs.



parweld 

SERVICE

"THE MOST IMPORTANT
THING IN ANY
BUSINESS
IS ITS CUSTOMERS"

We aim to be the industry's number one for customer satisfaction by listening to our customers, anticipating their needs and working together to ensure that we are providing the best possible service.

We place great importance in giving all of our customers, whether big or small, the same great personalised service - we recognise the fact that every business has different needs, and we work to meet these in any way that we can.

We know our future depends on the success of our customers. This is why we take a long term view, building relationships, delivering an unrivalled service, and inspiring trust and confidence in our abilities.

parweld 

THE PARWELD DIFFERENCE

At Parweld we know there is no “one size fits all” approach to welding torches.

That’s why we offer one of the most comprehensive welding torch ranges available, and have the ability to quickly manufacture torches to your exact requirements.

Our extensive MIG torch range has a wide range of different styles to suit any application. With rotating and flexible neck options as well as a comprehensive range of high quality consumables, we can manufacture with any machine side connection you require.

Our TIG torch range offers infinite flexibility with multiple switch options, head styles, cables and termination options. A broad range of consumables including gas saver options enable the user to easily adapt to the job required.

All our products undergo extensive real-world testing and we welcome feedback from our users and take their comments and suggestions seriously.

We continually work to improve the performance of our products. It can be as small as a slight angle adjustment, to a change of material used, to as big as adding a completely new option to a range.

Not sure what you need?

Our knowledgeable team can assist with selecting the right torch for your specific requirements.


parweld

OEM BRANDING

A close-up photograph of a welder working. The welder is wearing a black protective jacket with a blue collar and red leather welding gloves. They are holding a welding torch that is emitting a bright, intense light and a shower of orange sparks. The background is dark and out of focus, suggesting an industrial setting.

At Parweld many of our customers already benefit from our well established quality products through private labelling or OEM custom design. With over 45 years of manufacturing experience, our highly skilled engineering and design team are ideally placed to fulfil all of your requirements. We take care of the full process including label and packaging designs.

From neutral black and grey handles with your own branded labels to custom coloured handles with integrated branding, we work with you to meet your needs.

ADD YOUR SPARK TO OUR PRODUCTS

IT'S IN THE DETAIL


Productivity is not just about performance of the torch. It's usability too.

So we focus on the user. What can we do to make their job easier? What can we do to improve performance of both the torch and the welder?



HANGER HOOKS

Easy to store, so the torch is less prone to damage. Standard on most MIG torches.



KNUCKLE JOINT AND CABLE SUPPORTS

Improved manoeuvrability, enables small movements of handle and neck independently of the power cable. Perfect balance of freedom and support.



HYPERFLEX® AND HYDROFLEX® CABLE SYSTEMS

Outstanding flexibility and the highest heat and abrasion resistance of any known cable. Water cooled systems use high temperature resistant rubber to ensure leak free terminations.



GUN PLUG BODIES AND MACHINE END SYSTEMS

Spring loaded pins as standard. Guaranteed gas seals. Cable support for smooth and consistent wire feed.

INNOVATION AS STANDARD


NEW FROM PARWELD

XP8 ROTATING NECK

With the same high performance features as the standard XP8 torch, plus a fully rotating neck for multi-positional welding. Comfortably weld in difficult to reach locations, allowing a high quality weld whatever the position.

Pages 19

ALSO AVAILABLE IN OUR BZL RANGE



XP8 PUSH PULL MIG

Incredibly lightweight and ergonomic design is combined with a powerful motor resulting in exceptional performance. Ideal for constant and precise wire feeding when using aluminium and/or thin wires.

Pages 34

ALSO AVAILABLE IN OUR BZL AND TWC RANGES

BZL DIRECT FIT MIG TORCHES

Replacement torches for original welding machine fitments.

Pages 45

BZL CONTROL TORCH

Allows the user to control welding machine parameters directly from the torch.

Pages 64

PRO-GRIP MAX[®] TWC AND BND


Popular TWC and BND ranges are now available with our ergonomic Pro-Grip Max[®] handle system.

Pages 116 and 130



PRO-FC USA FLUX CORED MIG TORCHES

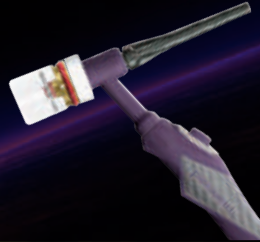
Pages 154



TIG GAS SAVER CONSUMABLES

Providing the user with a clear view of the welding operation without the obstruction of a traditional ceramic nozzle.

Pages 180



PRO SWIVEL NECK TORCHES

Gives greater access to difficult welding positions.

Pages 181

PRO-GRIP MAX[®] 20 HYBRID

Compact, lightweight torch with hybrid power cable for high power operation.

Pages 208

PLASMA CONSUMABLES

Pages 269

PRO-GRIP MAX[®] 250AC

Pages 204



MODULAR FLEX NECK TORCH HEADS

Modular system gives the user the ability to swap between head sizes depending upon the job at hand, without needing to change torch. Helps to extend torch life.

Pages 238

WLD SCRATCH AND LIFT TORCHES

Pages 239

HCAR SITE CONSTRUCTION TORCH

Adjustable neck length torch with the option to bend to a custom angle.

Pages 260



NEW FROM PARWELD

Parweld offers a fully comprehensive range of MIG, TIG, MMA and Plasma machines. The Parweld machine range offers robust, reliable and easy to use machines, for experienced welders and for those learning.

XTS 143 MMA INVERTER

Lightweight and easily portable machine, perfect for on the go applications.

Page 296

XTS 163DV MMA INVERTER

The XTS 163DV operates on 230 or 110V supply using smart switching technology making it ideal for site use.

Page 298

XTS 204 MMA INVERTER

The XTS 204 is a compact but powerful machine ensuring maximum portability and performance.

Page 300

XTM 161I SINGLE PHASE MIG INVERTER

The smooth DC output ensures excellent arc characteristics. Materials up to 4mm can be welded with ease.

Page 312

XTM 201DI MULTI-PROCESS INVERTER

Ideal for site work, maintenance & repair, set up with minimal process knowledge.

Page 316

XTM 404S PROFESSIONAL THREE PHASE SEPARATE MIG MACHINE

The separate wire feeder carries all the controls with the exception of voltage adjustment so it is easy to fine tune the operation without having to return to the power source.

Page 322

XTS 163 MMA INVERTER

Uses latest technology to provide a compact and reliable machine, ideal for everyday applications.

Page 297

XTS 166RC

A professional level MMA Inverter suitable for site and workshop use.

Page 299

XTT 207 DV

Suitable for welding alloy, non alloy steels, stainless steel and titanium.

Page 307

XTM 201I SINGLE PHASE MIG INVERTER

Synergic control provides rapid setting . lightweight construction means the machine is very portable

Page 314

XTM 304C PROFESSIONAL THREE PHASE COMPACT MACHINE

Has a DC Output and combined with the correct wire it is suitable for mild steel, stainless steel and aluminium.

Page 321

PRO FOOT CONTROL

The foot controls feature a rubber base to keep it planted to the floor and a wide anti slip top surface.

Page 327

PANTHER PPE RANGE

Parweld ensures the safety of its users by constantly updating and improving its range. Parweld PPE has new and improved TIG, MIG and Panther Pro.

Pages 350 - 366



ALUMINISED HAND SHIELD

Provides additional protection from reflected heat, split hide leather with aluminised front.

Page 363



PARWELD BANDANA

Durable flame resistant protection.

Page 369



XR937H LARGE VIEW LIGHT REACTIVE WELDING AND GRINDING HELMET

Extra large viewing area - 101mm x 94mm (3.98" x 3.7")

Page 376



XR938H TRUE COLOUR LIGHT REACTIVE WELDING AND GRINDING HELMET

Slim and lightweight construction with a true colour lens.

Page 378



XR940A POWERED AIR PURIFYING RESPIRATOR

Lightweight and compact powered air purifying respiratory system.

Page 380



EUROPEAN GAS CONNECTIONS

We now offer our regulators to suit your market.

Page 334



CONTENTS

We are proud to present our **NEW** catalogue. We've come up with a whole **NEW** look and feel as well as a **NEW** structure and content which reflects our focus on usability, performance and design. Almost all of our ranges have new additions and developments - look out for the **NEW** symbol.

XP8 MIG TORCH RANGE	15	MISC TIG TORCH RANGE	258
BZL MIG TORCH RANGE	43	TIG CABLES, SWITCHES & ADAPTORS	261
TWC MIG TORCH RANGE	115	PLASMA TORCH RANGE	264
BND MIG TORCH RANGE	129	MACHINE RANGE	286
TRG MIG TORCH RANGE	139	GAS RANGE	334
PNA MIG TORCH RANGE	148	PPE RANGE	350
PRO-FC FLUX CORED ARC WELDING RANGE	154	MMA RANGE	384
MIG CONNECTIONS	164	FILLER METALS & TUNGSTEN RANGE	396
KMP MIG CONSUMABLES RANGE	166	CROSS REFERENCES	413
ESB MIG CONSUMABLES RANGE	168	INDEX	416
FRN MIG CONSUMABLES RANGE	170		
MISC MIG	171		
TIG CONSUMABLES	174		
PRO-GRIP MAX® TIG TORCH RANGE	182		
ECO-GRIP® TIG TORCH RANGE	216		
WLD TIG TORCH RANGE	234		

XP8

when productivity counts

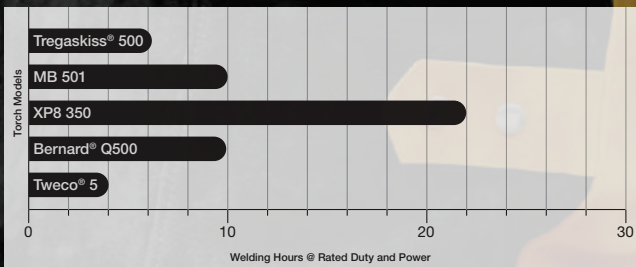
Designed around today's production environment, modern welding techniques and equipment, the XP8 sets new standards in design, innovation and performance.

REDUCED DOWNTIME - productivity is the key, with the XP8's industry leading 80% duty cycle on air cooled torches keep welding for longer.

EXCEPTIONAL COOLING - our patented gas flow technology uses the shielding gas to force cool the contact tip.

SUPERIOR ERGONOMICS - designed to give a neutral wrist position and reduce RSI risks.

EXTENDED CONSUMABLE LIFE SPAN - contact tips last twice as long as our competitors.



SETTING STANDARDS IN DESIGN & PERFORMANCE



WHAT MAKES THE XP8 SPECIAL?

XP8 WILL:

Reduce consumable consumption by up to 70%


Reduce welder downtime by up to 50%

OUT PERFORM YOUR CURRENT TORCH




Fully rotating neck available in a range of different lengths for multi-positional welding in those limited access, difficult to reach locations.

Patented gas flow technology keeps the neck and tip cool.



Wide range of configuration options available, including a fully rotating neck to comfortably weld at any angle, see page 19.



Exceptionally long lifespan contact tips. Dual contact points achieve maximum current transfer.



A NEW WAY OF WORKING

XP8 IS RATED IN KILOWATTAGE – WHY?

Amperages and duty cycles alone are arbitrary measures of a torches capability. The XP8 is rated in Amps as a guideline, but for a more accurate rating we take wire type, gas type, flow rate and open circuit voltage into consideration, and use the Kilowattage requirement of an application.

WHICH TORCH SHOULD I SELECT?

MODEL	MIXED GAS (80/20)			
	AMPS	KW	DUTY CYCLE	MAX. WIRE SIZE
XP8-200A	200	6.0	80%	1.2mm (.045")
XP8-300A	300	8.7	80%	1.2mm (.045")
XP8-350A	350	10.5	80%	1.6mm (1/16")
XP8-400A	400	12.0	80%	2.4mm (3/32")
XP8-320W	320	9.6	100%	1.6mm (1/16")
XP8-450W	450	15.8	100%	2.4mm (3/32")

Note: All ratings are based on a nominal gas flow of 18lpm.

WILL THE GAS USED AFFECT PERFORMANCE?

The use of different gas types can have a marked effect on the performance of air cooled MIG torches.

Generally the higher the content of CO₂ in the shielding gas, the better the performance.

MODEL	MIXED GAS (80/20)		MIXED GAS (95/5)		100% CO ₂	
	AMPS	KW	AMPS	KW	AMPS	KW
XP8-200A	200	6.0	200	6.0	260	7.8
XP8-300A	300	8.7	280	8.4	375	11.7
XP8-350A	350	10.5	300	9.0	425	14.9
XP8-400A	400	12.0	300	9.0	480	17.2
XP8-320W	320	9.6	320	9.6	320	9.6
XP8-450W	450	15.8	450	15.8	450	15.8

Note: All ratings are based on a nominal gas flow of 18lpm. A lower gas flow will result in an increase in working temperature but it will not have any adverse affect as long as the gas flow is within the accepted limits for the welding amperage.

WILL WIRE TYPE AFFECT PERFORMANCE?

Yes, but not to the same extent as other variables.

MODEL	STEEL (80/20)		ALUMINIUM (100% AR)		CORED (18/20)	
	AMPS	KW	AMPS	KW	AMPS	KW
XP8-200A	200	6.0	200	6.0	200	6.2
XP8-300A	300	8.7	280	8.4	300	9.3
XP8-350A	350	10.5	300	9.0	350	10.5
XP8-400A	400	12.0	300	9.0	400	12.0
XP8-320W	320	9.6	320	9.6	320	9.6
XP8-450W	450	15.8	450	15.8	450	15.8

WILL A PULSE WELDING PROCESS AFFECT PERFORMANCE?

The effect of pulse welding on air cooled torches is dramatic.

In the XP8 the effect is similar for all wire types when using a pulse process.

MODEL	MIXED GAS (95/5)		
	AMPS	KW	CYCLE
XP8-200A	200	6.0	80%
XP8-300A	260	9.0	80%
XP8-350A	260	9.0	80%
XP8-400A	260	9.0	80%
XP8-320W	320	9.6	100%
XP8-450W	450	15.8	100%

Kilowattage represents the total power rating required & is calculated as follows:

$$\text{Welding Amps} \times \text{Welding Volts} = \text{kW}$$

$$1000$$

(Amps x Volts = Watts , 1000 Watts = 1 kW).

KEY FEATURES

Every component in the XP8 has been designed and manufactured using high specification materials, with performance and service life in mind. We focus on the user, and have worked to ensure that every aspect of the torch is simple, efficient and effective.

We continuously innovate to ensure that the XP8 torch is at the forefront of performance and technology.



NOZZLES
Self insulated.

CONTACT TIPS
Smooth wire feed.
Force cooling for longer life span.

MACHINE END SYSTEMS

Extra length cable support.
Simple snap fit and spring loaded pins for ease of use.

SWAN NECKS

Lightweight, durable and robust impact resistant covering. Overmould prevents transfer of reflected heat through neck and shorting the neck to the work piece.

CONDUCTOR FRONT

Hardened brass allows necks to better withstand stresses of head tightening, helping to maintain gas flow and prevent gas leakage.

TRIGGER

Encapsulated trigger extends service life.
Thumb rest offers additional comfort.

TRIGGER GUARD

Further reduces the risk of unintentional activation and damage.

HANDLE SYSTEM

Integrated dual grips with increased ribbing for a relaxed grip, superior comfort and ease of handling.

Screwless design with modular fit concept.

MATERIAL

Increased wall thickness improves strength.

SIDE VENTS

Dual vents for maximum cooling.

CABLES

Hydroflex™ and Hyperflex™ cable systems offer the ultimate in performance. Crimp system ensures guaranteed sealing.

WATER COOLED HARNESS

Section increased from 12mm to 16mm copper conductor.
Outer liner tube now with 25% increase in flexibility.

BALL JOINT SYSTEM

High flex system for maximum manoeuvrability.

BACK END

Greater protection for cables and hoses.

WATER COOLED CONNECTIONS

Improved water hose connector to withstand flexing and bending.



KEY FEATURES - ROTATING NECK

With the same high performance features as the standard XP8 torch, Parweld now offer a fully rotating neck for multi-positional welding.

Enabling the user to comfortably weld in difficult to reach locations, the XP8 rotating neck reduces fatigue and allows a high quality weld whatever the position.

FULLY ROTATING NECK
Comfortably weld at any angle.

NEW



NECK LINERS

Quick change with dedicated neck liners.

CONDUCTOR

Re-engineered for improved gas flow, strength and toughness.





OPTIONS

Wide range of necks available in various combinations of length and bend for both air and water cooled models.

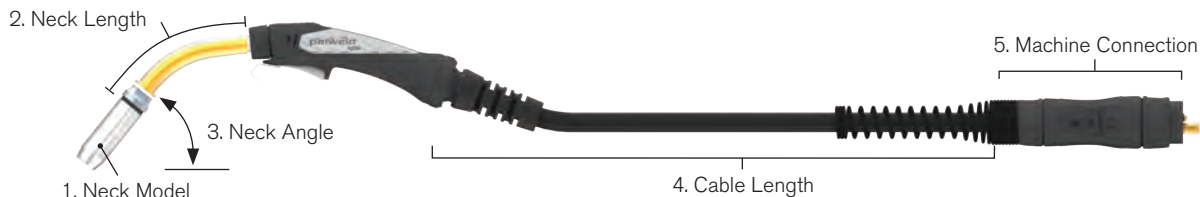
Available in angles from straight to 80°.

Available in neck lengths from 4" to 18".





HOW TO ORDER - ROTATING TORCH PACKAGE



Package Stock Code Example:

Example of a torch stock code is given below

XP8 350A rotating neck, 12" long x 45° bend, 4 metre long cable and Euro machine connection.

XP35 R 2 4-40E

1. NECK MODEL		TORCH TYPE		2. NECK LENGTH		3. NECK ANGLE		4. CABLE LENGTH		5. MACHINE CONNECTION	
STOCK CODE	MODEL	STOCK CODE	DESCRIPTION	STOCK CODE	LENGTH	STOCK CODE	ANGLE	STOCK CODE	LENGTH	STOCK CODE	TYPE
XP35	XP8 350A	R	Rotating Neck	3	89mm (3.5")	0	Straight	30	3m (10ft)	E	Euro
XP40	XP8 400A			4	102mm (4")	5	5°	40	4m (13ft)	M	Miller®
XP45	XP8 450W			5	114mm (4.5")	3	30°	50	5m (16ft)	N	NAS
				6	153mm (6")	4	45°			H	Hobart®
				9	229mm (9")	6	60°			L	Lincoln®
				2	305mm (12")	8	80°			T	Tweco®
				8	457mm (18")						

Standard Build: Torch packages are supplied fitted with a 1.2mm wire contact tip and liner with a 16mm (5/8") bore conical nozzle.

AVAILABLE XP8 ROTATING NECKS

LENGTH	MODEL: XP8 350A/400A						MODEL: XP8 450W						
	STRAIGHT	ANGLE					STRAIGHT	ANGLE					
	180°	5°	30°	45°	60°	80°	180°	5°	30°	45°	60°	80°	
3.5" 89mm	XP350AR30						XP450WR30						
4" 102mm	XP350AR40	XP350AR41	XP350AR43	XP350AR45			XP450WR40	XP450WR41	XP450WR43	XP450WR45			
4.5" 114mm	XP350AR50	XP350AR51	XP350AR53	XP350AR55			XP450WR50	XP450WR51	XP450WR53	XP450WR55			
6" 153mm	XP350AR60	XP350AR61	XP350AR63	XP350AR65*	XP350AR66		XP450WR60	XP450WR61	XP450WR63	XP450WR65*	XP450WR66		
9" 229mm	XP350AR90	XP350AR91	XP350AR93	XP350AR95	XP350AR96	XP350AR98	XP450WR90	XP450WR91	XP450WR93	XP450WR95	XP450WR96	XP450WR98	
12" 305mm	XP350AR20			XP350AR25			XP450WR20			XP450WR25			
18" 457mm	XP350AR80			XP350AR85			XP450WR80			XP450WR85			

Neck Selection: Not every variant of neck angle is available for all lengths. For more information ask sales for a Data Sheet.

Tweco®, Miller®, Hobart®, Lincoln® trademarks are the property of their respective owners, and their usage is for reference only. These products are not endorsed by the original manufacturer.

XP8 MIG TORCH RANGE

ALTERNATIVE ENDS AVAILABLE
See pages 164 - 165 for more information.




		XP8 200A	XP8 300A	XP8 320W	XP8 350A	XP8 400A	XP8 450W
STOCK CODE	3m	XP200A-30E	XP300A-30E	XP320W-30E	XP350A-30E	XP400A-30E	XP450W-30E
	4m	XP200A-40E	XP300A-40E	XP320W-40E	XP350A-40E	XP400A-40E	XP450W-40E
	5m	XP200A-50E	XP300A-50E	XP320W-50E	XP350A-50E	XP500A-50E	XP450W-50E
COOLING		Air	Air	Water	Air	Air	Water
RATING	MIXED GAS (80/20)	200A, 6kW	300A, 8.7kW	320A, 9.6kW	350A, 10.5kW	400A, 12kW	450A, 15.8kW
	MIXED GAS (95/5)	200A, 6kW	280A, 8.4kW	320A, 9.6kW	300A, 9.0kW	300A, 9.0kW	450A, 15.8kW
	100% CO ₂	260A, 7.8kW	375A, 11.7kW	320A, 9.6kW	425A, 14.9kW	480A, 17.2kW	450A, 15.8kW
DUTY CYCLE		80%	80%	100%	80%	80%	100%
WIRE SIZE		0.6mm-1.2mm (.023"-.045")	0.8mm-1.2mm (.030"-.045")	0.8mm-1.6mm (.030"-1/16")	1.0mm-1.6mm (.040"-1/16")	1.2mm-2.4mm (.045"- 3/32")	1.0mm-2.4mm (.040"-3/32")
WEIGHT		1.4kg (3.1lbs)	1.6kg (3.5lbs)	1.4kg (3.1lbs)	1.9kg (4.2lbs)	2.0kg (4.4lbs)	1.5kg (3.3lbs)



XP8 200A

AIR COOLED MIG TORCH

200A, 6kW, Mixed Gas (80/20) @ 80% Duty Cycle, EN60974-7, 0.6mm-1.2mm (.023"-.045") Wires



STOCK CODE	DESCRIPTION
XP200A-30E	Torch Package c/w Euro Fitting x 3m
XP200A-40E	Torch Package c/w Euro Fitting x 4m
XP200A-50E	Torch Package c/w Euro Fitting x 5m

STOCK CODE	DESCRIPTION
1 XP2006A*	Aluminium Heat Shield - M8 Head
NI XP2006B	Heat Shield - Moulded - M8 Head
2 XP2001	Swan Neck
3 XP2020	Gun Plug Nut
4 XP2018	Air Cooled Gun Plug Housing c/w Nut
5 XP2014	Trigger

H Liners	
See page 42 for full range	
STOCK CODE	DESCRIPTION
XP2024-09-30	Steel 0.6-0.9mm (.023-.035") x 3m
XP2024-09-40	Steel 0.6-0.9mm (.023-.035") x 4m
XP2024-09-50	Steel 0.6-0.9mm (.023-.035") x 5m
XP2024-12-30*	Steel 1.0-1.2mm (.040-.045") x 3m
XP2024-12-40*	Steel 1.0-1.2mm (.040-.045") x 4m
XP2024-12-50*	Steel 1.0-1.2mm (.040-.045") x 5m
XP2024PC-12-30	Poly-Copper 0.8-1.2mm (.030-.045") x 3m
XP2024PC-12-40	Poly-Copper 0.8-1.2mm (.030-.045") x 4m
XP2024PC-12-50	Poly-Copper 0.8-1.2mm (.030-.045") x 5m
XP2024PS-12-30	Poly-Steel 0.8-1.2mm (.030-.045") x 3m
XP2024PS-12-40	Poly-Steel 0.8-1.2mm (.030-.045") x 4m
XP2024PS-12-50	Poly-Steel 0.8-1.2mm (.030-.045") x 5m

FULL PARTS BREAKDOWN AVAILABLE
visit www.parweld.com for more
information.

ALTERNATIVE ENDS AVAILABLE
See pages 164 - 165 for more
information.

Tapered Nozzles

A

STOCK CODE	STYLE	BORE
XP2002-07T	Tapered	7mm (9/32")
XP2002-10T	Tapered	10mm (3/8")

Tapered Contact Tips

B

STOCK CODE	WIRE SIZE	MATERIAL
XP2003-06T	0.6mm (.023")	CuCrZr
XP2003-08T	0.8mm (.030")	CuCrZr
XP2003-09T	0.9mm (.035")	CuCrZr
XP2003-10T	1.0mm (.040")	CuCrZr
XP2003-12T	1.2mm (.045")	CuCrZr

Tapered Head Assembly

C

STOCK CODE	TIP THREAD
XP2005T	M8

Nozzles

D

XP2002-10	Tapered	10mm (3/8")
-----------	---------	-------------

E

XP2002-13	Tapered	13mm (1/2")
XP2002-16*	Conical	16mm (5/8")
XP2002-19	Cylindrical	19mm (3/4")

Extended Nozzles

F

XP2002-16L	Conical Ext	16mm (5/8")
XP2002-19L	Cylindrical Ext	19mm (3/4")

Contact Tips

E

XP2003-06	0.6mm (.023")	CuCrZr
XP2003-08	0.8mm (.030")	CuCrZr
XP2003-09	0.9mm (.035")	CuCrZr
XP2003-10*	1.0mm (.040")	CuCrZr
XP2003-12	1.2mm (.045")	CuCrZr
XP2003-10A	1.0mm (.040")	CuCrZr, Al
XP2003-12A	1.2mm (.045")	CuCrZr, Al

Diffusers

F

STOCK CODE	TYPE	HEAD
XP2004B*	Plastic	M8
XP2004C (NI)	Ceramic	M8

Head Assembly

G

XP2005*	M8
---------	----

* Denotes standard build

ROLL MARKING


All Parweld consumables are roll marked to enable you to identify genuine Parweld product.



XP8 300A

AIR COOLED MIG TORCH

300A, 8.7kW, Mixed Gas (80/20) @ 80% Duty Cycle, EN60974-7, 0.8mm-1.2mm (.030"-0.045") Wires



STOCK CODE	DESCRIPTION
XP300A-30E	Torch Package c/w Euro Fitting x 3m
XP300A-40E	Torch Package c/w Euro Fitting x 4m
XP300A-50E	Torch Package c/w Euro Fitting x 5m

STOCK CODE	DESCRIPTION
1 XP2006A*	Aluminium Heat Shield-M8 Head
2 XP3006A	Aluminium Heat Shield-M10 Head
3 XP3001	Swan Neck
4 XP2018	Air Cooled Gun Plug Housing c/w Nut
5 XP2020	Gun Plug Nut
6 XP2014	Trigger

L Liners See page 42 for full range	
STOCK CODE	DESCRIPTION
XP2024-09-30	Steel 0.6-0.9mm (.023-.035") x 3m
XP2024-09-40	Steel 0.6-0.9mm (.023-.035") x 4m
XP2024-09-50	Steel 0.6-0.9mm (.023-.035") x 5m
XP2024-12-30*	Steel 1.0-1.2mm (.040-.045") x 3m
XP2024-12-40*	Steel 1.0-1.2mm (.040-.045") x 4m
XP2024-12-50*	Steel 1.0-1.2mm (.040-.045") x 5m
XP2024PC-12-30	Poly-Copper 0.8-1.2mm (.030-.045") x 3m
XP2024PC-12-40	Poly-Copper 0.8-1.2mm (.030-.045") x 4m
XP2024PC-12-50	Poly-Copper 0.8-1.2mm (.030-.045") x 5m
XP2024PS-12-30	Poly-Steel 0.8-1.2mm (.030-.045") x 3m
XP2024PS-12-40	Poly-Steel 0.8-1.2mm (.030-.045") x 4m
XP2024PS-12-50	Poly-Steel 0.8-1.2mm (.030-.045") x 5m

FULL PARTS BREAKDOWN AVAILABLE
visit www.parweld.com for more information.

ALTERNATIVE ENDS AVAILABLE
See pages 164 - 165 for more information.

Tapered Nozzles

A

STOCK CODE	STYLE	BORE
XP2002-07T	Tapered	7mm (9/32")
XP2002-10T	Tapered	10mm (3/8")

Tapered Contact Tips

B

STOCK CODE	WIRE SIZE	MATERIAL
XP2003-08T	0.8mm (.030")	CuCrZr
XP2003-09T	0.9mm (.035")	CuCrZr
XP2003-10T	1.0mm (.040")	CuCrZr
XP2003-12T	1.2mm (.045")	CuCrZr

Tapered Head Assembly

C

STOCK CODE	TIP THREAD
XP2005T	M8

Nozzles

D

XP2002-10	Tapered	10mm (3/8")
-----------	---------	-------------

E

XP2002-13	Tapered	13mm (1/2")
-----------	---------	-------------

F

XP2002-16*	Conical	16mm (5/8")
------------	---------	-------------

G

XP2002-19	Cylindrical	19mm (3/4")
-----------	-------------	-------------

H

XP2002-16L	Conical Ext	16mm (5/8")
------------	-------------	-------------

I

XP2002-19L	Cylindrical Ext	19mm (3/4")
------------	-----------------	-------------

Contact Tips

E

XP2003-08	0.8mm (.030")	CuCrZr
XP2003-09	0.9mm (.035")	CuCrZr
XP2003-10	1.0mm (.040")	CuCrZr
XP2003-12*	1.2mm (.045")	CuCrZr
XP2003-10A	1.0mm (.040")	CuCrZr, Al
XP2003-12A	1.2mm (.045")	CuCrZr, Al

Diffusers

F

STOCK CODE	TYPE	HEAD
XP2004B	Plastic	M8
XP2004C (NI)	Ceramic	M8

Head Assembly

G

XP2005	M8
--------	----

* Denotes standard build

ROLL MARKING

All Parweld consumables are roll marked to enable you to identify genuine Parweld product.

Nozzles

H

XP3002-13	Tapered	13mm (1/2")
XP3002-16	Conical	16mm (5/8")
XP3002-19	Cylindrical	19mm (3/4")

I

XP3002-16L	Conical Ext	16mm (5/8")
XP3002-19L	Cylindrical Ext	19mm (3/4")

Contact Tips

I

XP3003-08	0.8mm (.030")	CuCrZr
XP3003-09	0.9mm (.035")	CuCrZr
XP3003-10	1.0mm (.040")	CuCrZr
XP3003-12	1.2mm (.045")	CuCrZr
XP3003-10A	1.0mm (.040")	CuCrZr, Al
XP3003-12A	1.2mm (.045")	CuCrZr, Al

Diffusers

J

XP3004B	Moulded with Ceramic Insert	M10
XP3004C (NI)	Ceramic	M10
XP3004S (NI)	Grey	M10

Head Assembly

K

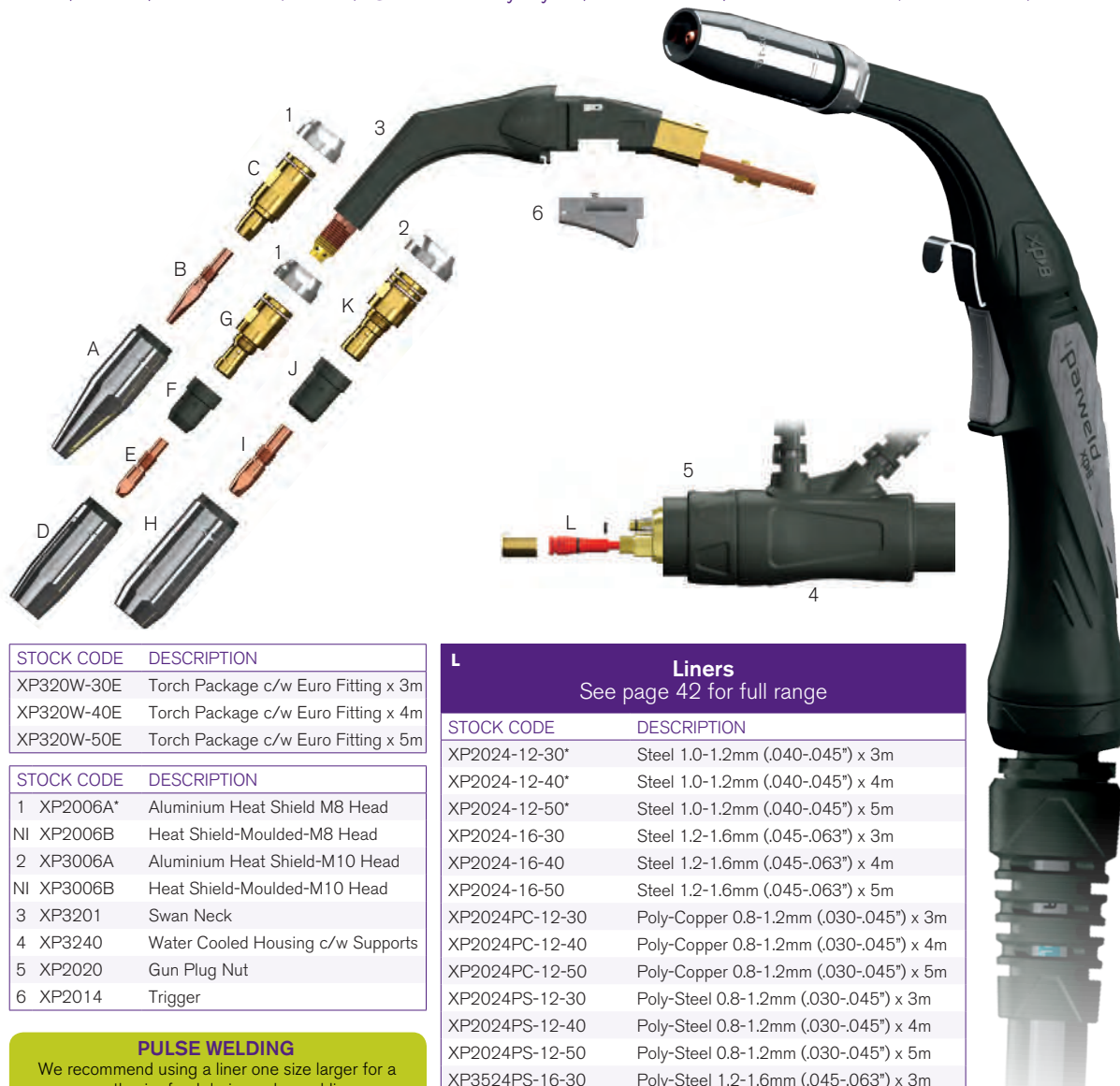
XP3005	M10
--------	-----



XP8 320W

WATER COOLED MIG TORCH

320A, 9.6kW, Mixed Gas (80/20) @ 100% Duty Cycle, EN60974-7, 0.8mm-1.6mm (.030"-1/16") Wires



STOCK CODE	DESCRIPTION
XP320W-30E	Torch Package c/w Euro Fitting x 3m
XP320W-40E	Torch Package c/w Euro Fitting x 4m
XP320W-50E	Torch Package c/w Euro Fitting x 5m

STOCK CODE	DESCRIPTION
1 XP2006A*	Aluminium Heat Shield M8 Head
NI XP2006B	Heat Shield-Moulded-M8 Head
2 XP3006A	Aluminium Heat Shield-M10 Head
NI XP3006B	Heat Shield-Moulded-M10 Head
3 XP3201	Swan Neck
4 XP3240	Water Cooled Housing c/w Supports
5 XP2020	Gun Plug Nut
6 XP2014	Trigger

PULSE WELDING

We recommend using a liner one size larger for a smooth wire feed during pulse welding.

FULL PARTS BREAKDOWN AVAILABLE
visit www.parweld.com for more information.

L Liners

See page 42 for full range

STOCK CODE	DESCRIPTION
XP2024-12-30*	Steel 1.0-1.2mm (.040-.045") x 3m
XP2024-12-40*	Steel 1.0-1.2mm (.040-.045") x 4m
XP2024-12-50*	Steel 1.0-1.2mm (.040-.045") x 5m
XP2024-16-30	Steel 1.2-1.6mm (.045-.063") x 3m
XP2024-16-40	Steel 1.2-1.6mm (.045-.063") x 4m
XP2024-16-50	Steel 1.2-1.6mm (.045-.063") x 5m
XP2024PC-12-30	Poly-Copper 0.8-1.2mm (.030-.045") x 3m
XP2024PC-12-40	Poly-Copper 0.8-1.2mm (.030-.045") x 4m
XP2024PC-12-50	Poly-Copper 0.8-1.2mm (.030-.045") x 5m
XP2024PS-12-30	Poly-Steel 0.8-1.2mm (.030-.045") x 3m
XP2024PS-12-40	Poly-Steel 0.8-1.2mm (.030-.045") x 4m
XP2024PS-12-50	Poly-Steel 0.8-1.2mm (.030-.045") x 5m
XP3524PS-16-30	Poly-Steel 1.2-1.6mm (.045-.063") x 3m
XP3524PS-16-40	Poly-Steel 1.2-1.6mm (.045-.063") x 4m
XP3524PS-16-50	Poly-Steel 1.2-1.6mm (.045-.063") x 5m

ALTERNATIVE ENDS AVAILABLE
See pages 164 - 165 for more information.

Tapered Nozzles

A

STOCK CODE	STYLE	BORE
XP2002-07T	Tapered	7mm (9/32")
XP2002-10T	Tapered	10mm (3/8")

Tapered Contact Tips

B

STOCK CODE	WIRE SIZE	MATERIAL
XP2003-08T	0.8mm (.030")	CuCrZr
XP2003-09T	0.9mm (.035")	CuCrZr
XP2003-10T	1.0mm (.040")	CuCrZr
XP2003-12T	1.2mm (.045")	CuCrZr
XP2003-13T	1.3mm (.052")	CuCrZr
XP2003-14T	1.4mm (.055")	CuCrZr

Tapered Head Assembly

C

STOCK CODE	TIP THREAD
XP2005T	M8

Nozzles

D

XP2002-10	Tapered	10mm (3/8")
-----------	---------	-------------

E

XP2002-13	Tapered	13mm (1/2")
XP2002-16*	Conical	16mm (5/8")
XP2002-19	Cylindrical	19mm (3/4")

F

XP2002-16L	Conical Ext	16mm (5/8")
XP2002-19L	Cylindrical Ext	19mm (3/4")

Contact Tips

E

XP2003-08	0.8mm (.030")	CuCrZr
XP2003-09	0.9mm (.035")	CuCrZr
XP2003-10*	1.0mm (.040")	CuCrZr
XP2003-12	1.2mm (.045")	CuCrZr
XP2003-13	1.3mm (.052")	CuCrZr
XP2003-10A	1.0mm (.040")	CuCrZr, Al
XP2003-12A	1.2mm (.045")	CuCrZr, Al

Diffusers

F

STOCK CODE	TYPE	HEAD
XP2004B*	Plastic	M8
XP2004C (NI)	Ceramic	M8

Head Assembly

G

XP2005*	M8
---------	----

Nozzles

H

XP3002-13	Tapered	13mm (1/2")
XP3002-16	Conical	16mm (5/8")
XP3002-19	Cylindrical	19mm (3/4")

I

XP3002-16L	Conical Ext	16mm (5/8")
XP3002-19L	Cylindrical Ext	19mm (3/4")

Contact Tips

I

XP3003-08	0.8mm (.030")	CuCrZr
XP3003-09	0.9mm (.035")	CuCrZr
XP3003-10	1.0mm (.040")	CuCrZr
XP3003-12	1.2mm (.045")	CuCrZr
XP3003-13	1.3mm (.052")	CuCrZr
XP3003-14	1.4mm (.055")	CuCrZr
XP3003-16	1.6mm (1/16")	CuCrZr
XP3003-10A	1.0mm (.040")	CuCrZr, Al
XP3003-12A	1.2mm (.045")	CuCrZr, Al

Diffusers

J

XP3004B	Moulded with Ceramic Insert	M10
XP3004C (NI)	Ceramic	M10
XP3004S (NI)	Grey	M10

Head Assembly

K

XP3005	M10
--------	-----

* Denotes standard build

ROLL MARKING


All Parweld consumables are roll marked to enable you to identify genuine Parweld product.



XP8 350A

AIR COOLED MIG TORCH

350A, 10.5kW, Mixed Gas (80/20) @ 80% Duty Cycle, EN60974-7 1.0mm-1.6mm (.040"-1/16") Wires



STOCK CODE	DESCRIPTION
XP350A-30E	Torch Package c/w Euro Fitting x 3m
XP350A-40E	Torch Package c/w Euro Fitting x 4m
XP350A-50E	Torch Package c/w Euro Fitting x 5m

STOCK CODE	DESCRIPTION
1 XP3506A*	Aluminium Heat Shield-M10 Head
NI XP3506B	Heat Shield-Moulded-M10 Head
2 XP3501	Swan Neck
3 XP2018	Air Cooled Gun Plug Housing c/w Nut
4 XP2020	Gun Plug Nut
5 XP2014	Trigger

H Liners See page 42 for full range	
STOCK CODE	DESCRIPTION
XP3524-12-30*	Steel 1.0-1.2mm (.040-.045") x 3m
XP3524-12-40*	Steel 1.0-1.2mm (.040-.045") x 4m
XP3524-12-50*	Steel 1.0-1.2mm (.040-.045") x 5m
XP3524-16-30	Steel 1.2-1.6mm (.045-.063") x 3m
XP3524-16-40	Steel 1.2-1.6mm (.045-.063") x 4m
XP3524-16-50	Steel 1.2-1.6mm (.045-.063") x 5m
XP2024PC-12-30	Poly-Copper 0.8-1.2mm (.030-.045") x 3m
XP2024PC-12-40	Poly-Copper 0.8-1.2mm (.030-.045") x 4m
XP2024PC-12-50	Poly-Copper 0.8-1.2mm (.030-.045") x 5m
XP3524PC-16-30	Poly-Copper 1.2-1.6mm (.045-.063") x 3m
XP3524PC-16-40	Poly-Copper 1.2-1.6mm (.045-.063") x 4m
XP3524PC-16-50	Poly-Copper 1.2-1.6mm (.045-.063") x 5m
XP2024PS-12-30	Poly-Steel 0.8-1.2mm (.030-.045") x 3m
XP2024PS-12-40	Poly-Steel 0.8-1.2mm (.030-.045") x 4m
XP2024PS-12-50	Poly-Steel 0.8-1.2mm (.030-.045") x 5m
XP3524PS-16-30	Poly-Steel 1.2-1.6mm (.045-.063") x 3m
XP3524PS-16-40	Poly-Steel 1.2-1.6mm (.045-.063") x 4m
XP3524PS-16-50	Poly-Steel 1.2-1.6mm (.045-.063") x 5m

FULL PARTS BREAKDOWN AVAILABLE
visit www.parweld.com for more information.

PULSE WELDING
We recommend using a liner one size larger for a smooth wire feed during pulse welding.

ALTERNATIVE ENDS AVAILABLE
See pages 164 - 165 for more information.

Tapered Nozzles

A

STOCK CODE	STYLE	BORE
XP3002-10T	Tapered	10mm (3/8")

Tapered Contact Tips

B

STOCK CODE	WIRE SIZE	MATERIAL
XP3003-10T	1.0mm (.040")	CuCrZr
XP3003-12T	1.2mm (.045")	CuCrZr
XP3003-13T	1.3mm (.052")	CuCrZr
XP3003-14T	1.4mm (.055")	CuCrZr
XP3003-16T	1.6mm (1/16")	CuCrZr

Tapered Head Assembly

C

STOCK CODE	TIP THREAD
XP3505T	M10

Nozzles

D

XP3002-13	Tapered	13mm (1/2")
XP3002-16	Conical	16mm (5/8")
XP3002-19	Cylindrical	19mm (3/4")

Extended Nozzles

E

XP3002-16L	Conical Ext	16mm (5/8")
XP3002-19L	Cylindrical Ext	19mm (3/4")

Contact Tips

E

XP3003-10	1.0mm (.040")	CuCrZr
XP3003-12*	1.2mm (.045")	CuCrZr
XP3003-13	1.3mm (.052")	CuCrZr
XP3003-14	1.4mm (.055")	CuCrZr
XP3003-16	1.6mm (1/6")	CuCrZr
XP3003-10A	1.0mm (.040")	CuCrZr
XP3003-12A	1.2mm (.045")	CuCrZr

Diffusers

F

STOCK CODE	TYPE	HEAD
XP3004B*	Moulded with Ceramic Insert	M10
XP3004C (NI)	Ceramic	M10
XP3004S (NI)	Grey	M10

Head Assembly

G

XP3505*	M10
---------	-----



Parweld Glove Leather Reflective Heat Shield Protection for intense welding environments. Go to page 363 for more information.

* Denotes standard build

ROLL MARKING

All Parweld consumables are roll marked to enable you to identify genuine Parweld product.



XP8 400A

AIR COOLED MIG TORCH

400A, 12kW, Mixed Gas (80/20) @ 80% Duty Cycle, EN60974-7, 1.2mm-2.4mm (.045"-3/32") Wires



STOCK CODE	DESCRIPTION
XP400A-30E	Torch Package c/w Euro Fitting x 3m
XP400A-40E	Torch Package c/w Euro Fitting x 4m
XP400A-50E	Torch Package c/w Euro Fitting x 5m

STOCK CODE	DESCRIPTION
1 XP3506A*	Aluminium Heat Shield-M10 Head
NI XP3506B	Heat Shield-Moulded-M10 Head
2 XP4001	Swan Neck
3 XP2018	Air Cooled Gun Plug Housing c/w Nut
4 XP2020	Gun Plug Nut
5 XP2014	Trigger

H Liners	
See page 42 for full range	
STOCK CODE	DESCRIPTION
XP3524-16-30*	Steel 1.2-1.6mm (.045-.063") x 3m
XP3524-16-40*	Steel 1.2-1.6mm (.045-.063") x 4m
XP3524-16-50*	Steel 1.2-1.6mm (.045-.063") x 5m
XP4024-24-30	Steel 2.0-2.4mm (.080-.095") x 3m
XP4024-24-40	Steel 2.0-2.4mm (.080-.095") x 4m
XP4024-24-50	Steel 2.0-2.4mm (.080-.095") x 5m
XP3524PC-16-30	Poly-Copper 1.2-1.6mm (.045-.063") x 3m
XP3524PC-16-40	Poly-Copper 1.2-1.6mm (.045-.063") x 4m
XP3524PC-16-50	Poly-Copper 1.2-1.6mm (.045-.063") x 5m
XP4024PC-20-30	Poly-Copper 1.6-2.0mm (.063-.080") x 3m
XP4024PC-20-40	Poly-Copper 1.6-2.0mm (.063-.080") x 4m
XP4024PC-20-50	Poly-Copper 1.6-2.0mm (.063-.080") x 5m
XP3524PS-16-30	Poly-Steel 1.2-1.6mm (.045-.063") x 3m
XP3524PS-16-40	Poly-Steel 1.2-1.6mm (.045-.063") x 4m
XP3524PS-16-50	Poly-Steel 1.2-1.6mm (.045-.063") x 5m
XP4024PS-20-30	Poly-Steel 1.6-2.0mm (.063-.080") x 3m
XP4024PS-20-40	Poly-Steel 1.6-2.0mm (.063-.080") x 4m
XP4024PS-20-50	Poly-Steel 1.6-2.0mm (.063-.080") x 5m

PULSE WELDING
We recommend using a liner one size larger for a smooth wire feed during pulse welding.

ALTERNATIVE ENDS AVAILABLE
See pages 164 - 165 for more information.

FULL PARTS BREAKDOWN AVAILABLE
visit www.parweld.com for more information.

Tapered Nozzles

A

STOCK CODE	STYLE	BORE
XP3002-10T	Tapered	10mm (3/8")

Tapered Contact Tips

B

STOCK CODE	WIRE SIZE	MATERIAL
XP3003-12T	1.2mm (.045")	CuCrZr
XP3003-13T	1.3mm (.052")	CuCrZr
XP3003-14T	1.4mm (.055")	CuCrZr
XP3003-16T	1.6mm (1/16")	CuCrZr
XP3003-18T	1.8mm (.071")	CuCrZr
XP3003-20T	2.0mm (5/64")	CuCrZr
XP3003-24T	2.4mm (3/32")	CuCrZr

Head Assembly

C

STOCK CODE	TIP THREAD
XP3505T	M10

Nozzles

D

XP3002-13	Tapered	13mm (1/2")
XP3002-16	Conical	16mm (5/8")
XP3002-19	Cylindrical	19mm (3/4")

Extended Nozzles

XP3002-16L	Conical Ext	16mm (5/8")
XP3002-19L	Cylindrical Ext	19mm (3/4")

Contact Tips

E

XP3003-12*	1.2mm (.045")	CuCrZr
XP3003-13	1.3mm (.052")	CuCrZr
XP3003-14	1.4mm (.055")	CuCrZr
XP3003-16	1.6mm (1/6")	CuCrZr
XP3003-18	1.8mm (.071")	CuCrZr
XP3003-20	2.0mm (5/64")	CuCrZr
XP3003-24	2.4mm (3/32")	CuCrZr
XP3003-12A	1.2mm (.045")	CuCrZr, Al

Diffusers

F

STOCK CODE	TYPE	HEAD
XP3004B*	Moulded with Ceramic Insert	M10
XP3004C (NI)	Ceramic	M10
XP3004S (NI)	Grey	M10

Head Assembly

G

XP3505*	M10
---------	-----


ROLL MARKING

All Parweld consumables are roll marked to enable you to identify genuine Parweld product.

XP8 450W

WATER COOLED MIG TORCH

450A, 15.8kW, Mixed Gas (80/20) @ 100% Duty Cycle, EN60974-7, 1.0mm-2.4mm (.040"-3/32") Wires



STOCK CODE	DESCRIPTION
XP450W-30E	Torch Package c/w Euro Fitting x 3m
XP450W-40E	Torch Package c/w Euro Fitting x 4m
XP450W-50E	Torch Package c/w Euro Fitting x 5m

STOCK CODE	DESCRIPTION
1 XP3506A*	Aluminium Heat Shield-M10 Head
NI XP3506B	Heat Shield-Moulded-M10 Head
2 XP4501	Swan Neck
3 XP2020	Gun Plug Nut
4 XP3240	Water Cooled Housing c/w Supports
5 XP2014	Trigger

H Liners	
See page 42 for full range	
STOCK CODE	DESCRIPTION
XP3524-12-30*	Steel 1.0-1.2mm (.040-.045") x 3m
XP3524-12-40*	Steel 1.0-1.2mm (.040-.045") x 4m
XP3524-12-50*	Steel 1.0-1.2mm (.040-.045") x 5m
XP3524-16-30	Steel 1.6mm (.063") x 3m
XP3524-16-40	Steel 1.6mm (.063") x 4m
XP3524-16-50	Steel 1.6mm (.063") x 5m
XP4024-24-30	Steel 2.0-2.4mm (.080-.095") x 3m
XP4024-24-40	Steel 2.0-2.4mm (.080-.095") x 4m
XP4024-24-50	Steel 2.0-2.4mm (.080-.095") x 5m
XP2024PC-12-30	Poly-Copper 0.8-1.2mm (.030-.045") x 3m
XP2024PC-12-40	Poly-Copper 0.8-1.2mm (.030-.045") x 4m
XP2024PC-12-50	Poly-Copper 0.8-1.2mm (.030-.045") x 5m
XP3524PC-16-30	Poly-Copper 1.2-1.6mm (.045-.063") x 3m
XP3524PC-16-40	Poly-Copper 1.2-1.6mm (.045-.063") x 4m
XP3524PC-16-50	Poly-Copper 1.2-1.6mm (.045-.063") x 5m
XP4024PC-20-30	Poly-Copper 1.6-2.0mm (.063-.080") x 3m
XP4024PC-20-40	Poly-Copper 1.6-2.0mm (.063-.080") x 4m
XP4024PC-20-50	Poly-Copper 1.6-2.0mm (.063-.080") x 5m
XP3524PS-16-30	Poly-Steel 1.2-1.6mm (.045-.063") x 3m
XP3524PS-16-40	Poly-Steel 1.2-1.6mm (.045-.063") x 4m
XP3524PS-16-50	Poly-Steel 1.2-1.6mm (.045-.063") x 5m
XP4024PS-20-30	Poly-Steel 1.6-2.0mm (.063-.080") x 3m
XP4024PS-20-40	Poly-Steel 1.6-2.0mm (.063-.080") x 4m
XP4024PS-20-50	Poly-Steel 1.6-2.0mm (.063-.080") x 5m

PULSE WELDING
We recommend using a liner one size larger for a smooth wire feed during pulse welding.

ALTERNATIVE ENDS AVAILABLE
See pages 164 - 165 for more information.

FULL PARTS BREAKDOWN AVAILABLE
visit www.parweld.com for more information.

Tapered Nozzles

A

STOCK CODE	STYLE	BORE
XP3002-10T	Tapered	10mm (3/8")

Tapered Contact Tips

B

STOCK CODE	WIRE SIZE	MATERIAL
XP3003-10T	1.0mm (.040")	CuCrZr
XP3003-12T	1.2mm (.045")	CuCrZr
XP3003-13T	1.3mm (.052")	CuCrZr
XP3003-14T	1.4mm (.055")	CuCrZr
XP3003-16T	1.6mm (1/16")	CuCrZr
XP3003-18T	1.8mm (.071")	CuCrZr
XP3003-20T	2.0mm (5/64")	CuCrZr
XP3003-24T	2.4mm (3/32")	CuCrZr

Tapered Head Assembly

C

STOCK CODE	TIP THREAD
XP3505T	M10

Nozzles

D

XP3002-13	Tapered	13mm (1/2")
XP3002-16	Conical	16mm (5/8")
XP3002-19	Cylindrical	19mm (3/4")

Extended Nozzles

XP3002-16L	Conical Ext	16mm (5/8")
XP3002-19L	Cylindrical Ext	19mm (3/4")

Contact Tips

E

XP3003-10	1.0mm (.040")	CuCrZr
XP3003-12*	1.2mm (.045")	CuCrZr
XP3003-13	1.3mm (.052")	CuCrZr
XP3003-14	1.4mm (.055")	CuCrZr
XP3003-16	1.6mm (1/6")	CuCrZr
XP3003-18	1.8mm (.071")	CuCrZr
XP3003-20	2.0mm (5/64")	CuCrZr
XP3003-24	2.4mm (3/32")	CuCrZr
XP3003-10A	1.0mm (.040")	CuCrZr, Al
XP3003-12A	1.2mm (.045")	CuCrZr, Al

Diffusers

F

STOCK CODE	TYPE	HEAD
XP3004B*	Moulded with Ceramic Insert	M10
XP3004C (NI)	Ceramic	M10
XP3004S (NI)	Grey	M10

Head Assembly

G

XP3505*	M10
---------	-----

ROLL MARKING

All Parweld consumables are roll marked to enable you to identify genuine Parweld product.



PUSH PULL - KEY FEATURES

Our all **NEW** XP8 push pull MIG welding torch has been designed with the user in mind. Its incredibly lightweight and ergonomic design is combined with a powerful motor resulting in exceptional performance.

As with our standard XP8, every component has been designed and manufactured to the highest specification.

PERFORMANCE

Dramatically reduced welder fatigue due to light weight - **only 1.8KG**

Ergonomic handle gives maximum comfort and grip, perfectly balanced for heavy use.

XP8 front end consumables give the same exceptional XP8 performance and increased service life.

WIRE FEED SYSTEM

Easy access hinged cover.

Range of drive rolls.

Easily adjustable feed roll pressure.



TRIGGER

Recessed guarded trigger reduces the risk of unintentional activation.

HANDLE

Integrated high level grip, robust and balanced ergonomic handle design.

BALL JOINT SYSTEM

High flex system for maximum manoeuvrability without resistance.



DRIVE SYSTEM

Modern, European manufactured, DC motor, smaller, lighter and more powerful.

Constant speed output therefore constant wire feed and weld appearance.

27m (88ft) per minute maximum wire feed speed.

SAME EXCEPTIONAL XP8 QUALITY & PERFORMANCE




OPTIONS

Wide range of necks available in various combinations of length and bend angle. Both Air and Water cooled models available. Fully rotating neck for multi-positional welding in those limited access, difficult to reach locations. Offering better welder comfort and reducing fatigue.

NECKS

XP8 front end and neck design offer robust features, performance and service life as standard.



DRIVE CONTROL MODULE

Three drive control module options; Machine local mounted, or 24/42V DC converter for machines with existing Push Pull outlet.



NECK LINERS

Quick and easy change over with dedicated neck liners.




REMOTE FEED RATE CONTROL

Option torch mounted variable wire feed rate control.





HOW TO ORDER - XP8 PUSH PULL



Package Stock Code Example:

XP8 350A push pull, 3.5" long x straight bend, 8m (26ft) long cable, Euro machine connection with a torch mounted remote speed control and universal driver module.

XP35 P 35 00 - 80 E R U

1. NECK MODEL	
STOCK CODE	MODEL
XP35	XP8 350A
XP45	XP8 450W

2. NECK LENGTH	
STOCK CODE	LENGTH
35	89mm (3.5")
40	102mm (4")
45	114mm (4.5")
60	153mm (6")
90	229mm (9")
12	305mm (12")
18	457mm (18")

3. NECK ANGLE	
STOCK CODE	ANGLE
00	Straight
05	5°
30	30°
45	45°
60	60°
80	80°

4. CABLE LENGTH	
STOCK CODE	LENGTH
60	6m (20ft)
80	8m (26ft)
10	10m (33ft)

6. SPEED CONTROL	
STOCK CODE	DESCRIPTION
	No Remote Speed Control
R	Torch Mounted Remote Speed Control

7. DRIVE MODULE	
STOCK CODE	DESCRIPTION
U	Universal 18 to 42V AC/DC Driver Module
2	24V DC Converter Drive Module
4	42V DC Converter Drive Module
	No Driver Module

TORCH TYPE	
STOCK CODE	DESCRIPTION
P	Push Pull

ALTERNATIVE ENDS AVAILABLE
See pages 164 - 165 for more information.

5. MACHINE CONNECTION	
STOCK CODE	TYPE
E	Euro
M	Miller®
N	NAS
H	Hobart®
L	Lincoln®
T	Tweco®

PUSH PULL DRIVE MODULE OPTIONS

18 - 42V AC/DC UNIVERSAL DRIVE MODULE

For machines with no push-pull gun drive control option.

Mounted on or in the machine/feed unit. It is hard wired into the machines power and triggering circuits.

The module can be connected to an AC or DC supply voltage within a range of 18 to 42V and it will convert the voltage to suit the drive motor.



STOCK CODE	DESCRIPTION
PP0117	Motor Drive Control Module (18-42V AC/V DC Input)

24V DC OR 42V DC DRIVE MODULE

For use with machines that have a 24V DC or 42V DC rated push-pull gun motor speed control output option.

Mounted in-line between the torch control lead and the machine/push feed unit. Connected to the control socket*.

Converts the machines drive output from 24V DC or 42V DC, to the correct voltage for Parweld push-pull torch motor.



*A machine control socket compatible plug must be purchased in addition and can be fitted to customer wiring specifications.

STOCK CODE	DESCRIPTION
PP0126-24	In Line Drive Module (24V DC)
PP0126-42	In Line Drive Module (42V DC)

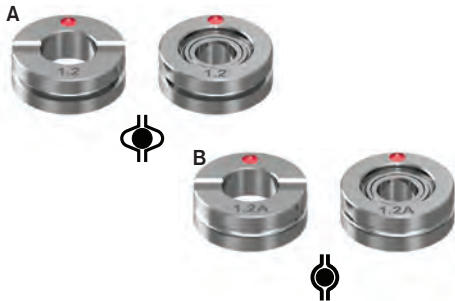
XP8 PUSH PULL TORCH RANGE



NEW

		XP8 350A PP	XP8 450W PP
STOCK CODE	6m	XP35P3500-60E	XP45P3500-60E
	8m	XP35P3500-80E	XP45P3500-80E
	10m	XP35P3500-10E	XP45P3500-10E
COOLING		Air	Water
RATING	MIXED GAS (80/20)	350A, 10.5kW	450A, 15.8kW
	MIXED GAS (95/5)	300A, 9.0 kW	450A, 15.8 kW
	100% CO ₂	425A, 14.9 kW	450A, 15.8 kW
DUTY CYCLE		80%	100%
WIRE SIZE		1.0mm-1.6mm (.040"-1/16")	1.0mm-1.6mm (.040"-1/16")
WEIGHT		1.8kg (4lb)	1.8kg (4lb)

WIRE ROLL SETS



Hard Wire Roll Sets - Plain V Groove

STOCK CODE	WIRE SIZE	COLOUR	WIRES
A PP08RS	0.8mm (.030")	White □	Fe, Ss
PP09RS	0.9mm (.035")	Green ■	Fe, Ss
PP10RS	1.0mm (.040")	Blue ■	Fe, Ss
PP12RS	1.2mm (.045")	Red ■	Fe, Ss
PP14RS	1.4mm (.055")	Black ■	Fe, Ss
PP16RS	1.6mm (.062")	Yellow ■	Fe, Ss

Soft Wire Roll Sets - Plain U Groove

STOCK CODE	WIRE SIZE	COLOUR	WIRES
B PP08ARS	0.8mm (.030")	White □	Al
PP09ARS	0.9mm (.035")	Green ■	Al
PP10ARS	1.0mm (.040")	Blue ■	Al
PP12ARS	1.2mm (.045")	Red ■	Al
PP14ARS	1.4mm (.055")	Black ■	Al
PP16ARS	1.6mm (.062")	Yellow ■	Al

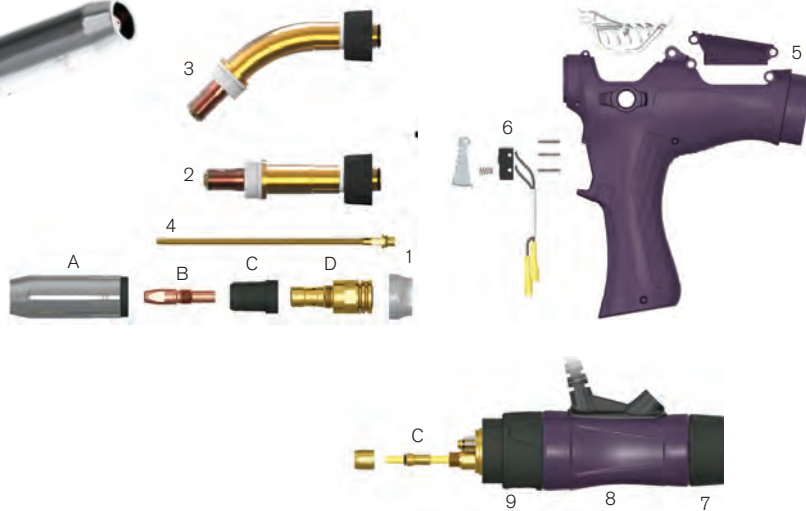


XP8 350A PP

AIR COOLED PUSH PULL WELDING TORCH

350A, 10.5kW, Mixed Gas (80/20) @ 80% Duty Cycle, EN60974-7, 1.0mm-1.6mm (.040"-1/16") wires

AVAILABLE 2019



STOCK CODE	6M	8M	10M	DESCRIPTION
XP35P3500	-60E	-80E	-10E	35" x 180° Neck, Euro
XP35P3500	-60ER	-80ER	-10ER	3.5" x 180° Neck, Remote, Euro
XP35P4545	-60E	-80E	-10E	4.5" x 45° Neck, Euro
XP35P4545	-60ER	-80ER	-10ER	4.5" x 45° Neck, Remote, Euro

STOCK CODE	DESCRIPTION
1 XP3506A*	Heat Shield - Aluminium - M10 Head
XP3505B	Heat Shield - Moulded - M10 Head
2 XP350AR30	XP8 350A Straight Neck, 3.5" x 180°
3 XP350AR54	XP8 350A Swan Neck, 4.5" x 45°
4 PX0812B	Neck Liner 0.8-1.2mm (.030-.045") Wires
5 PP0109	Handle Kit c/w Screws, Ball Joint Lock Nut and Support
6 PP0112	Trigger Kit c/w Body Moulding, Microswitch, Spring and Dowels
7 PP0113	Gun Plug Housing c/w Lock Nut and Lead Support
8 PP2519	Gun Plug Nut c/w Insert
9 PP0114	Air Cooled Euro Gun Plug Body c/w Spring Pins

C Liners	
See page 42 for full range	
STOCK CODE	DESCRIPTION
PP1536-60	Teflon 0.6-0.9mm (.025-.035") x 6m
PP1536-80	Teflon 0.6-0.9mm (.025-.035") x 8m
PP1536-10	Teflon 0.6-0.9mm (.025-.035") x 10m
PP2513-60	Teflon 1.0-1.2mm (.040-.045") x 6m
PP2513-80	Teflon 1.0-1.2mm (.040-.045") x 8m
PP2513-10	Teflon 1.0-1.2mm (.040-.045") x 10m
PP3626-60	Teflon 1.6mm (1/16") x 6m
PP3626-80	Teflon 1.6mm (1/16") x 8m
PP3626-10	Teflon 1.6mm (1/16") x 10m

* Denotes standard build

ALTERNATIVE ENDS AVAILABLE
See pages 164 - 165 for more information.

Nozzles

A

STOCK CODE	STYLE	BORE
XP3002-13	Tapered	13mm (1/2")
XP3002-16	Conical	16mm (5/8")
XP3002-19	Cylindrical	19mm (3/4")

Extended Nozzles

XP3002-16L	Conical	16mm (5/8")
XP3002-19L	Cylindrical	19mm (3/4")

Contact Tips CuCrZr

B

STOCK CODE	WIRE SIZE	MATERIAL
XP3003-10	1.0mm (.040")	CuCrZr
XP3003-12	1.2mm (.045")	CuCrZr
XP3003-14	1.4mm (.055")	CuCrZr
XP3003-16	1.6mm (1/16")	CuCrZr
XP3003-10A	1.0mm (.040")	CuCrZr
XP3003-12A*	1.2mm (.045")	CuCrZr
XP3003-14A	1.4mm (.055")	CuCrZr
XP3003-16A	1.6mm (1/16")	CuCrZr

Diffusers

C

STOCK CODE	TYPE	HEAD
XP3004B*	Moulded with ceramic insert	M10
XP3004C (NI)	White	M10
XP3004S (NI)	Grey	M10

Head Assembly

D

STOCK CODE	TIP THREAD
XP3505*	M10

DRIVE MODULE OPTIONS

See pages 36 for more information.

WIRE ROLL SETS

See pages 37 for more information.

ROLL MARKING

All Parweld consumables are roll marked to enable you to identify genuine Parweld product.

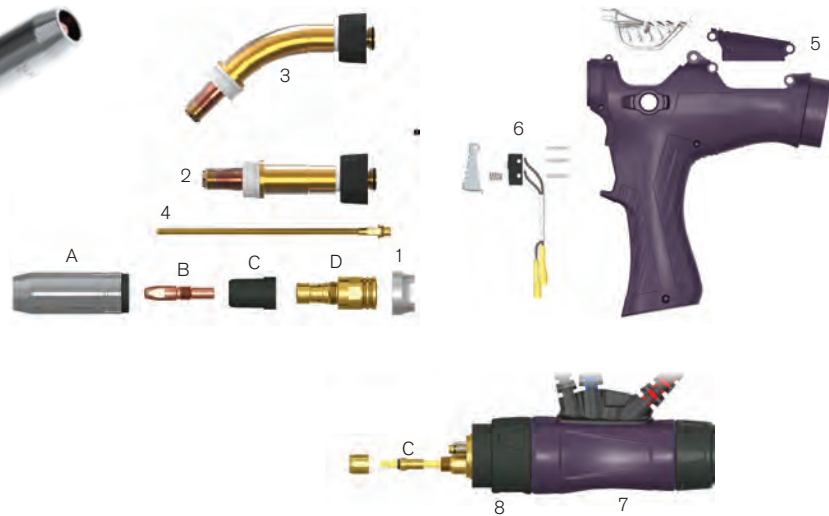


XP8 450W PP

WATER COOLED PUSH PULL WELDING TORCH

450A, 15.8kW, Mixed Gas (80/20) @ 100% Duty Cycle, EN60974-7, 1.0mm-1.6mm (.040"-1/16") wires

AVAILABLE 2019



STOCK CODE	6M	8M	10M	DESCRIPTION
XP45P3500	-60E	-80E	-10E	3.5" x 180" Neck, Euro
XP45P3500	-60ER	-80ER	-10ER	3.5" x 180" Neck, Remote, Euro
XP45P4545	-60E	-80E	-10E	4.5" x 45° Neck, Euro
XP45P4545	-60ER	-80ER	-10ER	4.5" x 45° Neck, Remote, Euro

STOCK CODE	DESCRIPTION
1 XP3506A*	Heat Shield - Aluminium - M10 Head
XP3505B	Heat Shield - Moulded - M10 Head
2 XP450WR30	XP8 450W Straight Neck, 3.5" x 180°
3 XP450WR54	XP8 450W Swan Neck, 4.5" x 45°
4 PX0812B	Neck Liner, .08-1.2mm (.030"-.045") Wires
5 PP0109	Handle Kit c/w Screws, Ball Joint Lock Nut and Support
6 PP0112	Trigger Kit c/w Body Moulding, Microswitch, Spring and Dowels
7 PP0213	Gun Plug Housing c/w Lock Nut and Hose Support
8 PP2519	Gun Plug Nut c/w Insert

C Liners	
See page 42 for full range	
STOCK CODE	DESCRIPTION
PP1536-60	Teflon 0.6-0.9mm (.025-.035") x 6m
PP1536-80	Teflon 0.6-0.9mm (.025-.035") x 8m
PP1536-10	Teflon .06-0.9mm (.025-.035") x 10m
PP2513-60	Teflon 1.0-1.2mm (.040-.045") x 6m
PP2513-80	Teflon 1.0-1.2mm (.040-.045") x 8m
PP2513-10	Teflon 1.0-1.2mm (.040-.045") x 10m
PP3626-60	Teflon 1.6mm (1/16") x 6m
PP3626-80	Teflon 1.6mm (1/16") x 8m
PP3626-10	Teflon 1.6mm (1/16") x 10m

* Denotes standard build

ALTERNATIVE ENDS AVAILABLE
See pages 164 - 165 for more information.

Nozzles

A

STOCK CODE	STYLE	BORE
XP3002-13	Tapered	13mm (1/2")
XP3002-16	Conical	16mm (5/8")
XP3002-19	Cylindrical	19mm (3/4")

Extended Nozzles

XP3002-16L	Conical	16mm (5/8")
XP3002-19L	Cylindrical	19mm (3/4")

Contact Tips CuCrZr

B

STOCK CODE	WIRE SIZE	MATERIAL
XP3003-10	1.0mm (.040")	CuCrZr
XP3003-12	1.2mm (.045")	CuCrZr
XP3003-14	1.4mm (.055")	CuCrZr
XP3003-16	1.6mm (1/16")	CuCrZr
XP3003-10A	1.0mm (.040")	CuCrZr
XP3003-12A*	1.2mm (.045")	CuCrZr
XP3003-14A	1.4mm (.055")	CuCrZr
XP3003-16A	1.6mm (1/16")	CuCrZr

Diffusers

C

STOCK CODE	TYPE	HEAD
XP3004B*	Moulded with ceramic insert	M10
XP3004C (NI)	White	M10
XP3004S (NI)	Grey	M10

Head Assembly

D

STOCK CODE	TIP THREAD
XP3505*	M10

DRIVE MODULE OPTIONS
See pages 36 for more information.


WIRE ROLL SETS
See pages 37 for more information.

ROLL MARKING
All Parweld consumables are roll marked to enable you to identify genuine Parweld product.



XP8 LINERS

		STOCK CODE	LENGTH	WIRE SIZE	APPLICATION	XP8-200A	XP8-300A	XP8-350A	XP8-400A	XP8-320W	XP8-450W	XP8-350A PP	XP8 450W PP
A	Steel	XP2024-09-30	3m (10ft)	0.6mm-0.9mm (.023"-.035")	Steel Wires	■	■	□	□	□	□		
		XP2024-09-40	4m (13ft)	0.6mm-0.9mm (.023"-.035")	Steel Wires	■	■	□	□	□	□		
		XP2024-09-50	5m (16ft)	0.6mm-0.9mm (.023"-.035")	Steel Wires	■	■	□	□	□	□		
		XP2024-12-30	3m (10ft)	1.0mm-1.2mm (.040"-.045")	Steel Wires	■	■	□	□	■	□		
		XP2024-12-40	4m (13ft)	1.0mm-1.2mm (.040"-.045")	Steel Wires	■	■	□	□	■	□		
		XP2024-12-50	5m (16ft)	1.0mm-1.2mm (.040"-.045")	Steel Wires	■	■	□	□	■	□		
		XP2024-16-30	3m (10ft)	1.2mm-1.6mm (.045"-.063")	Steel Wires	□	□	□	□	■	□		
		XP2024-16-40	4m (13ft)	1.2mm-1.6mm (.045"-.063")	Steel Wires	□	□	□	□	■	□		
		XP2024-16-50	5m (16ft)	1.2mm-1.6mm (.045"-.063")	Steel Wires	□	□	□	□	■	□		
B	Polyamide-Copper	XP2024PC-12-30	3m (10ft)	0.8mm-1.2mm (.030"-.045")	Soft Wires	■	■	■	□	■	■		
		XP2024PC-12-40	4m (13ft)	0.8mm-1.2mm (.030"-.045")	Soft Wires	■	■	■	□	■	■		
		XP2024PC-12-50	5m (16ft)	0.8mm-1.2mm (.030"-.045")	Soft Wires	■	■	■	□	■	■		
		XP2024PS-12-30	3m (10ft)	0.8mm-1.2mm (.030"-.045")	Hard Wires	■	■	■	□	■	■		
		XP2024PS-12-40	4m (13ft)	0.8mm-1.2mm (.030"-.045")	Hard Wires	■	■	■	□	■	■		
		XP2024PS-12-50	5m (16ft)	0.8mm-1.2mm (.030"-.045")	Hard Wires	■	■	■	□	■	■		
A	Steel	XP3524-12-30	3m (10ft)	1.0mm-1.2mm (.040"-.045")	Steel Wires			■	■	□	■		
		XP3524-12-40	4m (13ft)	1.0mm-1.2mm (.040"-.045")	Steel Wires			■	■	□	■		
		XP3524-12-50	5m (16ft)	1.0mm-1.2mm (.040"-.045")	Steel Wires			■	■	□	■		
		XP3524-16-30	3m (10ft)	1.2mm-1.6mm (.045"-.063")	Steel Wires			■	■	□	■		
		XP3524-16-40	4m (13ft)	1.2mm-1.6mm (.045"-.063")	Steel Wires			■	■	□	■		
		XP3524-16-50	5m (16ft)	1.2mm-1.6mm (.045"-.063")	Steel Wires			■	■	□	■		
B	Polyamide-Copper	XP3524PC-16-30	3m (10ft)	1.2mm-1.6mm (.045"-.063")	Soft Wires			■	□	■	■		
		XP3524PC-16-40	4m (13ft)	1.2mm-1.6mm (.045"-.063")	Soft Wires			■	□	■	■		
		XP3524PC-16-50	5m (16ft)	1.2mm-1.6mm (.045"-.063")	Soft Wires			■	□	■	■		
B	Polyamide-Steel	XP3524PS-16-30	3m (10ft)	1.2mm-1.6mm (.045"-.063")	Hard Wires			■	□	■	■		
		XP3524PS-16-40	4m (13ft)	1.2mm-1.6mm (.045"-.063")	Hard Wires			■	□	■	■		
		XP3524PS-16-50	5m (16ft)	1.2mm-1.6mm (.045"-.063")	Hard Wires			■	□	■	■		
A	Steel	XP4024-24-30	3m (10ft)	2.0mm-2.4mm (.080"-.095")	Steel Wires			□	■	□	■		
		XP4024-24-40	4m (13ft)	2.0mm-2.4mm (.080"-.095")	Steel Wires			□	■	□	■		
		XP4024-24-50	5m (16ft)	2.0mm-2.4mm (.080"-.095")	Steel Wires			□	■	□	■		
B	Polyamide-Copper	XP4024PC-20-30	3m (10ft)	1.6mm-2.0mm (.063"-.080")	Soft Wires			□	■	□	■		
		XP4024PC-20-40	4m (13ft)	1.6mm-2.0mm (.063"-.080")	Soft Wires			□	■	□	■		
		XP4024PC-20-50	5m (16ft)	1.6mm-2.0mm (.063"-.080")	Soft Wires			□	■	□	■		
B	Polyamide-Steel	XP4024PS-20-30	3m (10ft)	1.6mm-2.0mm (.063"-.080")	Hard Wires			□	■	□	■		
		XP4024PS-20-40	4m (13ft)	1.6mm-2.0mm (.063"-.080")	Hard Wires			□	■	□	■		
		XP4024PS-20-50	5m (16ft)	1.6mm-2.0mm (.063"-.080")	Hard Wires			□	■	□	■		
C	Teflon	PP1536-60	6m (20ft)	0.6mm-0.9mm (.023"-.035")	Soft Wires							■	■
		PP1536-80	8.0m (26ft)	0.6mm-0.9mm (.023"-.035")	Soft Wires							■	■
		PP1536-10	10m (33ft)	0.6mm-0.9mm (.023"-.035")	Soft Wires							■	■
		PP2513-60	6m (20ft)	1.0mm-1.2mm (.040"-.045")	Soft Wires							■	■
		PP2513-80	8.0m (26ft)	1.0mm-1.2mm (.040"-.045")	Soft Wires							■	■
		PP2513-10	6m (20ft)	1.0mm-1.2mm (.040"-.045")	Soft Wires							■	■
		PP3626-60	10m (33ft)	1.2mm-1.6mm (.045"-.063")	Soft Wires							■	■
		PP3626-80	8.0m (26ft)	1.2mm-1.6mm (.045"-.063")	Soft Wires							■	■
		PP3626-10	10m (33ft)	1.2mm-1.6mm (.045"-.063")	Soft Wires							■	■



■ Solid Box = Recommended Liner
 □ Clear Box = Compatible Liner

0.6-0.9mm Wire ■ Blue
 1.0-1.2mm Wire ■ Red
 1.2-1.6mm Wire ■ Yellow
 2.0-2.4mm Wire ■ Green

BZL ECO-GRIP® MAX

parweld
WELDING THE FUTURE

The Parweld Eco-Grip® Max MIG torch range is the perfect everyday welding torch.

The Eco-Grip® Max MIG torch range offers the benefits of a modern ergonomic design while maintaining a simple and classic feel at a competitive price.

parweld
PANTHER

P3825
SIZE 10

CE



EN1077
TYPE A



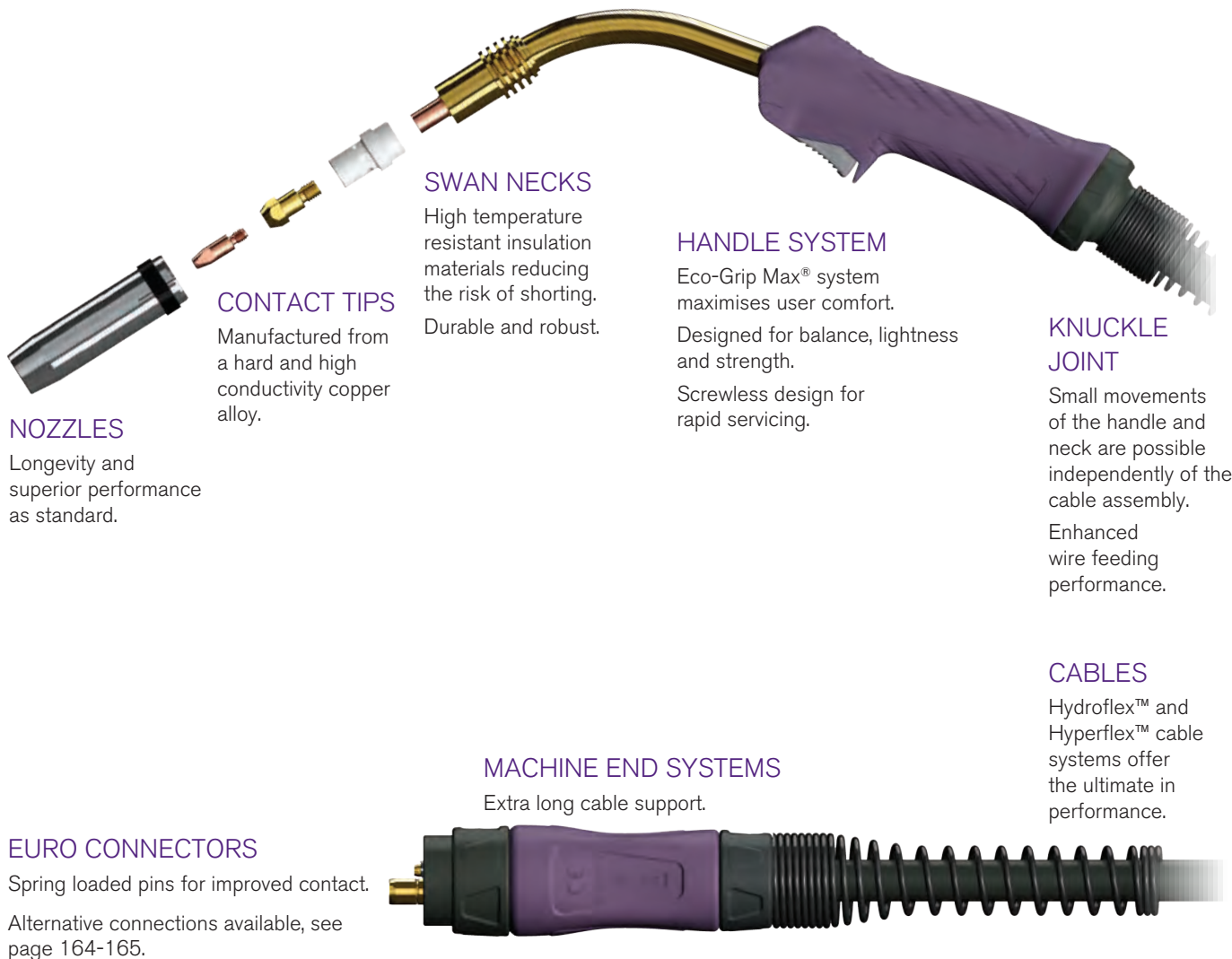
EN1077
TYPE A

COMFORT AS STANDARD



KEY FEATURES

Designed to be durable, reliable and comfortable, the Eco-Grip Max[®] MIG range is manufactured to give longevity and superior performance.



NOZZLES

Longevity and superior performance as standard.

CONTACT TIPS

Manufactured from a hard and high conductivity copper alloy.

SWAN NECKS

High temperature resistant insulation materials reducing the risk of shorting.
Durable and robust.

HANDLE SYSTEM

Eco-Grip Max[®] system maximises user comfort.
Designed for balance, lightness and strength.
Screwless design for rapid servicing.

KNUCKLE JOINT

Small movements of the handle and neck are possible independently of the cable assembly.
Enhanced wire feeding performance.

MACHINE END SYSTEMS

Extra long cable support.

CABLES

Hydroflex[™] and Hyperflex[™] cable systems offer the ultimate in performance.

EURO CONNECTORS

Spring loaded pins for improved contact.
Alternative connections available, see page 164-165.

DIRECT FIT - ECO-GRIP MAX[®] 150A

Parweld Replacement torches for the original fitments on Kemppi[®], ESAB[®] and Migatronic[®] portable MIG welders.


Torch suitable for ESAB[®] I Caddy, MIG C160i, C200i

Part Number: ECR1500-30ES
For consumables, see page 48.



Torch suitable for Kemppi[®] Mini Arc M16

Part Number: ECR1500-30KE
For consumables, see page 48.



Torch suitable for Migatronic[®] Rally MIG

Part Number: ECR1500-30MI
For consumables, see page 48.



NEW

BZL - ECO-GRIP MAX[®] TORCH RANGE

ALTERNATIVE ENDS AVAILABLE
See pages 164 - 165 for more information.



		ECO-GRIP MAX[®] 150A	ECO-GRIP MAX[®] 240A	ECO-GRIP MAX[®] 250A	ECO-GRIP MAX[®] 360A	ECO-GRIP MAX[®] 401W	ECO-GRIP MAX[®] 501W
STOCK CODE	3M	ECR1500-30ER	ECR2400-30ER	ECR2500-30ER	ECR3600-30ER	ECR4001-30ER	ECR5000-30ER
	4M	ECR1500-40ER	ECR2400-40ER	ECR2500-40ER	ECR3600-40ER	ECR4001-40ER	ECR5000-40ER
	5M	ECR1500-50ER	ECR2400-50ER	ECR2500-50ER	ECR3600-50ER	ECR4001-50ER	ECR5000-50ER
COOLING	Air	Air	Air	Air	Water	Water	
RATING	140A CO ₂ 140A Mixed Gas @ 60%	200A CO ₂ 170A Mixed Gas @ 60%	184A CO ₂ 160A Mixed Gas @ 60%	240A CO ₂ 216A Mixed Gas @ 60%	400A CO ₂ 350A Mixed Gas @ 100%	400A CO ₂ 360A Mixed Gas @ 100%	
WIRE SIZE	0.6mm-1.0mm (.023"-0.40")	0.8mm-1.2mm (.030"-0.45")	0.8mm-1.2mm (.030"-0.45")	0.8mm-1.2mm (.030"-0.45")	0.8mm-1.2mm (.030"-0.45")	0.8mm-1.2mm (.030"-0.45")	1.0mm-1.6mm (.040"-1/16")

PRO-GRIP MAX[®] HANDLE

ERGONOMIC DESIGN

GREATER EFFICIENCY

REDUCED FATIGUE

IMPROVED
PERFORMANCE



Ergonomically superior handle design gives a perfect balance between comfort and style.

Light and ergonomic screwless handle design ensures comfort all day long, with improved wire feeding.


**PRO-GRIP[®]
TWC AND
BND MIG
TORCHES NOW
AVAILABLE**

Reduced trigger reach for improved comfort.



Ball joint and flexible tapered support for balance, control and free movement.

Dual grips provide maximum grip strength with minimal effort, allowing the user to relax their grip.



For Pro-Grip Max[®] TIG, go to page 182.

For Pro-Grip Max[®] Plasma, go to page 264.



ECO-GRIP MAX[®] 150A

AIR COOLED MIG TORCH

140A CO₂ 140A Mixed Gas @ 60% Duty Cycle, EN60974-7, 0.6mm-1.0mm (.023"-.040") Wires



STOCK CODE	DESCRIPTION
ECR1500-30ER	Torch Package c/w Euro Fitting x 3m
ECR1500-40ER	Torch Package c/w Euro Fitting x 4m
ECR1500-50ER	Torch Package c/w Euro Fitting x 5m

STOCK CODE	DESCRIPTION
1 ECO1501	Swan Neck c/w Tip Adaptor, Insulation Sleeve
2 B1518	Gun Plug Housing c/w Nut
3 B1519/PL	Gun Plug Nut-Plastic c/w Insert


D Liners	
See page 60 for full range	
STOCK CODE	DESCRIPTION
ECO1535-30	Eco Steel 0.6-0.9mm (.023-.035") x 3m
ECO1535-40	Eco Steel 0.6-0.9mm (.023-.035") x 4m

FULL PARTS BREAKDOWN AVAILABLE
visit www.parweld.com for more information.


NEW - DIRECT FIT AVAILABLE
See page 45 for more information

ALTERNATIVE ENDS AVAILABLE
See pages 164 - 165 for more information.


PRO-GRIP MAX[®] AVAILABLE
See page 61 for more information

Nozzles


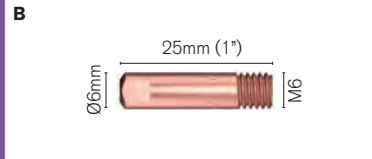
STOCK CODE	STYLE	BORE
ECO1530*	Eco Conical	12mm (15/32")
B1529	Cylindrical	16mm (5/8")
B1531	Tapered	11mm (7/16")




B1532	Bottle	13mm (1/2")
-------	--------	-------------



B1533	Spot	16mm (5/8")
-------	------	-------------

Contact Tips


STOCK CODE	WIRE SIZE	MATERIAL
ECO1527-06	0.6mm (.023")	ECu
ECO1527-08*	0.8mm (.030")	ECu
ECO1527-10	1.0mm (.040")	ECu

Tip Adaptors


STOCK CODE	TIP THREAD
B1507 L/H	M6

* Denotes standard build

ROLL MARKING

All Parweld consumables are roll marked to enable you to identify genuine Parweld product.



ECO-GRIP MAX[®] 240A

AIR COOLED MIG TORCH

200A CO₂ 170A Mixed Gas @ 60% Duty Cycle, EN60974-7, 0.8mm-1.2mm (.030"-.045") Wires



STOCK CODE	DESCRIPTION
ECR2400-30ER	Torch Package c/w Euro Fitting x 3m
ECR2400-40ER	Torch Package c/w Euro Fitting x 4m
ECR2400-50ER	Torch Package c/w Euro Fitting x 5m

STOCK CODE	DESCRIPTION
1 ECO2401	Swan Neck
2 B1518	Gun Plug Housing c/w Nut
3 B1519	Gun Plug Nut c/w Insert

E Liners See page 60 for full range	
STOCK CODE	DESCRIPTION
ECO1535-30	Eco Steel 0.6-0.9mm (.023-.035") x 3m
ECO1535-40	Eco Steel 0.6-0.9mm (.023-.035") x 4m
ECO1535-50	Eco Steel 0.6-0.9mm (.023-.035") x 5m
ECO2524-30*	Eco Steel 1.0-1.2mm (.040-.045") x 3m
ECO2524-40*	Eco Steel 1.0-1.2mm (.040-.045") x 4m
ECO2524-50*	Eco Steel 1.0-1.2mm (.040-.045") x 5m
B1536-30	Teflon 0.6-0.9mm (.023-.035") x 3m
B1536-40	Teflon 0.6-0.9mm (.023-.035") x 4m
B1536-50	Teflon 0.6-0.9mm (.023-.035") x 5m
B2513-30	Teflon 1.0-1.2mm (.040-.045") x 3m
B2513-40	Teflon 1.0-1.2mm (.040-.045") x 4m
B2513-50	Teflon 1.0-1.2mm (.040-.045") x 5m

FULL PARTS BREAKDOWN AVAILABLE
visit www.parweld.com for more information.

NEW - DIRECT FIT AVAILABLE
See page 45 for more information

ALTERNATIVE ENDS AVAILABLE
See pages 164 - 165 for more information.

PRO-GRIP MAX[®] AVAILABLE
See page 61 for more information

Nozzles

A

64mm (2.36")

Bore

Ø17mm

STOCK CODE	STYLE	BORE
B2415	Cylindrical	17mm (11/16")
B2416*	Conical	13mm (1/2")
B2417	Tapered	10mm (3/8")

Contact Tips

B

28mm (1.10")

Ø8mm

M6

STOCK CODE	WIRE SIZE	MATERIAL
ECO2504-08	0.8mm (.030")	ECu
ECO2504-10*	1.0mm (.040")	ECu
ECO2504-12	1.2mm (.045")	ECu

Tip Adaptors

C

26mm (1.02")

M6

M6

STOCK CODE	TIP THREAD
B2412	M6

Gas Diffusers

D

20mm (.79")

Ø9mm

11240

Ø14mm

STOCK CODE	COLOUR
B2405B	Black
B2405C*	Ceramic
B2405W	White

* Denotes standard build

ROLL MARKING

All Parweld consumables are roll marked to enable you to identify genuine Parweld product.



ECO-GRIP MAX[®] 250A

AIR COOLED MIG TORCH

184A CO₂, 160A Mixed Gas @ 60% Duty Cycle, EN60974-7, 0.8mm-1.2mm (.030"-0.045") Wires



STOCK CODE	DESCRIPTION
ECR2500-30ER	Torch Package c/w Euro Fitting x 3m
ECR2500-40ER	Torch Package c/w Euro Fitting x 4m
ECR2500-50ER	Torch Package c/w Euro Fitting x 5m

STOCK CODE	DESCRIPTION
1 ECO2501	Swan Neck
2 B1518	Gun Plug Housing c/w Nut
3 B1519	Gun Plug Nut c/w Insert

D	Liners
See page 60 for full range	
STOCK CODE	DESCRIPTION
ECO1535-30	Eco Steel 0.6-0.9mm (.023-.035") x 3m
ECO1535-40	Eco Steel 0.6-0.9mm (.023-.035") x 4m
ECO1535-50	Eco Steel 0.6-0.9mm (.023-.035") x 5m
ECO2524-30*	Eco Steel 1.0-1.2mm (.040-.045") x 3m
ECO2524-40*	Eco Steel 1.0-1.2mm (.040-.045") x 4m
ECO2524-50*	Eco Steel 1.0-1.2mm (.040-.045") x 5m

ALTERNATIVE ENDS AVAILABLE
See pages 164 - 165 for more information.

PRO-GRIP MAX[®] AVAILABLE
See page 61 for more information

FULL PARTS BREAKDOWN AVAILABLE
visit www.parweld.com for more information.

Nozzles

A

STOCK CODE	STYLE	BORE
ECO2507	Cylindrical	18mm (5/7")
ECO2508*	Conical	15mm (19/32")
ECO2509	Tapered	12mm (15/32")

Contact Tips

B

STOCK CODE	WIRE SIZE	MATERIAL
ECO2504-08*	0.8mm (.030")	ECu
ECO2504-10	1.0mm (.040")	ECu
ECO2504-12	1.2mm (.045")	ECu

Tip Adaptors

C

STOCK CODE	TIP THREAD
ECO2506	M6

* Denotes standard build

ROLL MARKING


All Parweld consumables are roll marked to enable you to identify genuine Parweld product.



ECO-GRIP MAX[®] 360A

AIR COOLED MIG TORCH

240A CO₂ 216A Mixed Gas @ 60% Duty Cycle, EN60974-7, 0.8mm-1.2mm (.030"-0.045") Wires



STOCK CODE	DESCRIPTION
ECR3600-30ER	Torch Package c/w Euro Fitting x 3m
ECR3600-40ER	Torch Package c/w Euro Fitting x 4m
ECR3600-50ER	Torch Package c/w Euro Fitting x 5m

STOCK CODE	DESCRIPTION
1 ECO3603	Swan Neck
2 B1518	Gun Plug Housing c/w Nut
3 B1519/BK	Gun Plug Nut-Black

F	Liners
See page 60 for full range	
STOCK CODE	DESCRIPTION
ECO1535-30	Eco Steel 0.6-0.9mm (.023-.035") x 3m
ECO1535-40	Eco Steel 0.6-0.9mm (.023-.035") x 4m
ECO1535-50	Eco Steel 0.6-0.9mm (.023-.035") x 5m
ECO2524-30*	Eco Steel 1.0-1.2mm (.040-.045") x 3m
ECO2524-40*	Eco Steel 1.0-1.2mm (.040-.045") x 4m
ECO2524-50*	Eco Steel 1.0-1.2mm (.040-.045") x 5m

FULL PARTS BREAKDOWN AVAILABLE
visit www.parweld.com for more information.

ALTERNATIVE ENDS AVAILABLE
See pages 164 - 165 for more information.

PRO-GRIP MAX[®] AVAILABLE
See page 61 for more information

Nozzles

A

STOCK CODE	STYLE	BORE
ECO3615	Cylindrical	19mm (3/4")
ECO3616*	Conical	16mm (5/8")
ECO3617	Tapered	12mm (15/32")

Contact Tips

B

STOCK CODE	WIRE SIZE	MATERIAL
ECO2504-08	0.8mm (.030")	ECu
ECO2504-10	1.0mm (.040")	ECu
ECO2504-12*	1.2mm (.045")	ECu

C

B4014-08	0.8mm (.030")	ECu
ECO4014-10	1.0mm (.040")	ECu
ECO4014-12	1.2mm (.045")	ECu

Tip Adaptors

D

STOCK CODE	TIP THREAD
ECO3612*	M6
ECO3614	M8

Gas Diffusers

E

STOCK CODE	COLOUR
B3605B	Black
B3605C	Ceramic
B3605W*	White

* Denotes standard build

ROLL MARKING


All Parweld consumables are roll marked to enable you to identify genuine Parweld product.



ECO-GRIP MAX[®] 401W

WATER COOLED MIG TORCH

400A CO₂ 350A Mixed Gas @ 100% Duty Cycle, EN60974-7, 0.8mm-1.2mm (.030"-0.045") Wires



STOCK CODE	DESCRIPTION
ECR4001-30ER	Torch Package c/w Euro Fitting x 3m
ECR4001-40ER	Torch Package c/w Euro Fitting x 4m
ECR4001-50ER	Torch Package c/w Euro Fitting x 5m

STOCK CODE	DESCRIPTION
1 B4011	Swan Neck
2 B5022	Gun Plug Housing, Lock Nut, Hose Supports
3 B1519	Gun Plug Nut c/w Insert

E Liners	
See page 60 for full range	
STOCK CODE	DESCRIPTION
B5033-30*	Plain 1.0-1.2mm (.040-.045") x 3m
B5033-40*	Plain 1.0-1.2mm (.040-.045") x 4m
B5033-50*	Plain 1.0-1.2mm (.040-.045") x 5m
B2513-30	Teflon 1.0-1.2mm (.040-.045") x 3m
B2513-40	Teflon 1.0-1.2mm (.040-.045") x 4m
B2513-50	Teflon 1.0-1.2mm (.040-.045") x 5m

FULL PARTS BREAKDOWN AVAILABLE
visit www.parweld.com for more information.

ALTERNATIVE ENDS AVAILABLE
See pages 164 - 165 for more information.

PRO-GRIP MAX[®] AVAILABLE
See page 61 for more information

Nozzles

A

STOCK CODE	STYLE	BORE
ECO5027	Cylindrical	19mm (3/4")
ECO5028*	Conical	16mm (5/8")
ECO5029	Tapered	14mm (9/16")

Contact Tips

B

STOCK CODE	WIRE SIZE	MATERIAL
B4014-08	0.8mm (.035")	ECu
ECO4014-10	1.0mm (.040")	ECu
ECO4014-12*	1.2mm (.045")	ECu

Diffusers

C

STOCK CODE	COLOUR
B5005B	Black
B5005C*	Ceramic
B5005W	White

Tip Adaptor

D

STOCK CODE	TIP THREAD
ECO5001	M8

* Denotes standard build

ROLL MARKING


All Parweld consumables are roll marked to enable you to identify genuine Parweld product.



ECO-GRIP MAX[®] 501W

WATER COOLED MIG TORCH

400A CO₂ 360A Mixed Gas @ 100% Duty Cycle, EN60974-7, 1.0mm-1.6mm (.040"-1/16") Wires



STOCK CODE	DESCRIPTION
ECR5000-30ER	Torch Package c/w Euro Fitting x 3m
ECR5000-40ER	Torch Package c/w Euro Fitting x 4m
ECR5000-50ER	Torch Package c/w Euro Fitting x 5m

STOCK CODE	DESCRIPTION
1 ECO5002	Everyday Swan Neck
2 B5022	Gun Plug Housing, Lock Nut, Hose Supports
3 B1519	Gun Plug Nut

E Liners	
See page 60 for full range	
STOCK CODE	DESCRIPTION
B4033-30	Plain 2.0-2.4mm (.080-.090") x 3m
B4033-40	Plain 2.0-2.4mm (.080-.090") x 4m
B5033-30	Plain 1.0-1.2mm (.040-.045") x 3m
B5033-40	Plain 1.0-1.2mm (.040-.045") x 4m
B5034-30*	Plain 1.2-1.6mm (.045-1/16") x 3m
B5034-40*	Plain 1.2-1.6mm (.045-1/16") x 4m
B2513-30	Teflon 1.0-1.2mm (.040-.045") x 3m
B2513-40	Teflon 1.0-1.2mm (.040-.045") x 4m
B3626-30	Teflon 1.2-1.6mm (.045-1/16") x 3m
B3626-40	Teflon 1.2-1.6mm (.045-1/16") x 4m

FULL PARTS BREAKDOWN AVAILABLE
visit www.parweld.com for more information.

ALTERNATIVE ENDS AVAILABLE
See pages 164 - 165 for more information.

PRO-GRIP MAX[®] AVAILABLE
See page 61 for more information

Nozzles

A

STOCK CODE	STYLE	BORE
ECO5027	Cylindrical	19mm (3/4")
ECO5028*	Conical	16mm (5/8")
ECO5029	Tapered	14mm (9/16")

Contact Tips

B

STOCK CODE	WIRE SIZE	MATERIAL
ECO4014-10	1.0mm (.040")	ECu
ECO4014-12*	1.2mm (.045")	ECu
ECO4014-16	1.6mm (1/16")	ECu

Diffusers

C

STOCK CODE	COLOUR
B5005B	Black
B5005C	Ceramic
B5005W*	White

Tip Adaptor

D

STOCK CODE	TIP THREAD
ECO5001	M8


* Denotes standard build

ROLL MARKING

All Parweld consumables are roll marked to enable you to identify genuine Parweld product.

ECO-GRIP MAX[®] LINERS

		STOCK CODE	LENGTH	WIRE SIZE	ECO150A	ECO240A	ECO250A	ECO360A	ECO401W	ECO501W
A	Steel	ECO1535-30	3m	0.6mm-0.9mm (.023"-0.035")	■	■	■	■	□	□
		ECO1535-40	4m	0.6mm-0.9mm (.023"-0.035")	■	■	■	■	□	□
		B1535-50	5m	0.6mm-0.9mm (.023"-0.035")	■	■	■	■	□	□
B	Teflon	B1536-30++	3m	0.6mm-0.9mm (.023"-0.035")	■	■	■	■	□	□
		B1536-40++	4m	0.6mm-0.9mm (.023"-0.035")	■	■	■	■	□	□
		B1536-50++	5m	0.6mm-0.9mm (.023"-0.035")	■	■	■	■	□	□
A	Steel	ECO/B2524-30	3m	1.0mm-1.2mm (.040"-0.045")	□	■	■	■	□	□
		ECO/B2524-30	4m	1.0mm-1.2mm (.040"-0.045")	□	■	■	■	□	□
		B2524-50	5m	1.0mm-1.2mm (.040"-0.045")	□	■	■	■	□	□
B	Teflon	B2513-30++	3m	1.0mm-1.2mm (.040"-0.045")	□	■	■	■	■	■
		B2513-30++	4m	1.0mm-1.2mm (.040"-0.045")	□	■	■	■	■	■
		B2513-30++	5m	1.0mm-1.2mm (.040"-0.045")	□	■	■	■	■	■
A	Steel	B3631-30	3m	1.6mm (1/16")	□	□	□	■	□	□
		B3631-40	4m	1.6mm (1/16")	□	□	□	■	□	□
		B3631-50	5m	1.6mm (1/16")	□	□	□	■	□	□
B	Teflon	B3626-30++	3m	1.2mm-1.6mm (.045"-1/16")	□	□	□	■	□	■
		B3626-40++	4m	1.2mm-1.6mm (.045"-1/16")	□	□	□	■	□	■
		B3626-50++	5m	1.2mm-1.6mm (.045"-1/16")	□	□	□	■	□	■
A	Plain	B5033-30	3m	1.0mm-1.2mm (.040"-0.045")					■	■
		B5033-40	4m	1.0mm-1.2mm (.040"-0.045")					■	■
		B5033-50	5m	1.0mm-1.2mm (.040"-0.045")					■	■
A	Plain	B5034-30	3m	1.2mm-1.6mm (.045"-1/16")					■	■
		B5034-40	4m	1.2mm-1.6mm (.045"-1/16")					■	■
		B5034-50	5m	1.2mm-1.6mm (.045"-1/16")					■	■
B	Polyamide	B1564-30++	3m	0.8mm-1.2mm (.030"-0.045")	■	■	■	■	□	□
		B1564-40++	4m	0.8mm-1.2mm (.030"-0.045")	■	■	■	■	□	□
		B1564-50++	5m	0.8mm-1.2mm (.030"-0.045")	■	■	■	■	□	□
B	Polyamide	B2564-30++	3m	1.2mm-1.6mm (.045"-1/16")	□	■	■	■	■	■
		B2564-40++	4m	1.2mm-1.6mm (.045"-1/16")	□	■	■	■	■	■
		B2564-50++	5m	1.2mm-1.6mm (.045"-1/16")	□	■	■	■	■	■
B	Polyamide	B3564-30++	3m	1.6mm-2.0mm (1/16"-5/64")	□	■	■	■	■	■
		B3564-40++	4m	1.6mm-2.0mm (1/16"-5/64")	□	■	■	■	■	■
		B3564-50++	5m	1.6mm-2.0mm (1/16"-5/64")	□	■	■	■	■	■
B	Carbon Teflon	B2554-30++	3m	1.0mm-1.2mm (.040"-0.045")	■	■	■	■	□	□
		B2554-40++	4m	1.0mm-1.2mm (.040"-0.045")	■	■	■	■	□	□
		B2554-50++	5m	1.0mm-1.2mm (.040"-0.045")	■	■	■	■	□	□
B	Carbon Teflon	B3554-30++	3m	1.2mm-1.6mm (.045"-1/16")	□	■	■	■	■	■
		B3554-40++	4m	1.2mm-1.6mm (.045"-1/16")	□	■	■	■	■	■
		B3554-50++	5m	1.2mm-1.6mm (.045"-1/16")	□	■	■	■	■	■



■ Solid Box = Recommended Liner
 □ Clear Box = Compatible Liner
 ++ For optional Neck Liners please use the following codes.
 B9000 for soft wires 0.8-1.0mm (.030"-0.045")
 B9001 for 1.0-1.6mm (.040"-1/16")

0.6-0.9mm Wire ■ Blue
 1.0-1.2mm Wire ■ Red
 1.2-1.6mm Wire ■ Yellow

BZL PRO-GRIP® MAX



The Parweld Pro-Grip Max® MIG torch range has been developed using the Company's philosophy of putting the user first. Every aspect of the Pro-Grip Max® has been designed to make life easier for the welder.

Ergonomic Design - the striking handle design provides maximum comfort and manoeuvrability.

Reduced Fatigue - using the latest over moulding techniques, large soft grips ensure that the torch remains in place with minimal effort.

Manoeuvrability - knuckle joint and cable support allow small movements of the handle and neck, independent of the cable assembly giving the welder freedom of movement whilst still maintaining support.

TECHNOLOGICALLY ADVANCED USER FOCUSED DESIGN



KEY FEATURES

Every detail of the Pro-Grip Max[®] MIG torch has been engineered with the user in mind. We work to ensure that every aspect of the design is simple, comfortable and effective. With superior ergonomics, the Pro-Grip Max[®] reduces fatigue, increases comfort and improves performance.



NOZZLES

Maximum wall thickness gives longevity and superior performance. Manufactured to the same specifications as the OEM.

CONTACT TIPS

Manufactured using a harder and higher conductivity copper alloy than the OEM.

SWAN NECKS

High temperature resistant insulation materials reducing the risk of shorting. Durable and robust.

HANGER HOOKS

Easy to store, less prone to damage. Encourages an efficient and tidy workspace.


HANDLE SYSTEM

The ergonomically superior Pro-Grip Max[®] system maximises user comfort.

Integrated soft grips ensure the handle remains in place with minimal grip pressure.

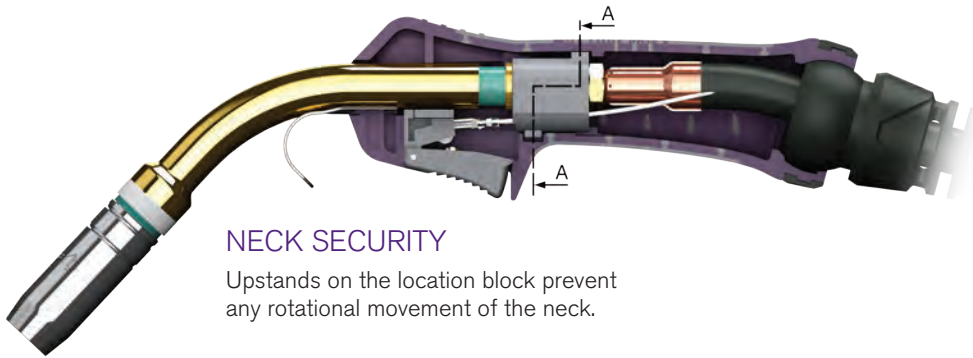
Designed for balance, lightness and strength and enhanced wire feeding performance.

Screwless design for rapid servicing.



SECURE CONTACTS

The contacts in the trigger carrier are over-moulded so cannot pull out.

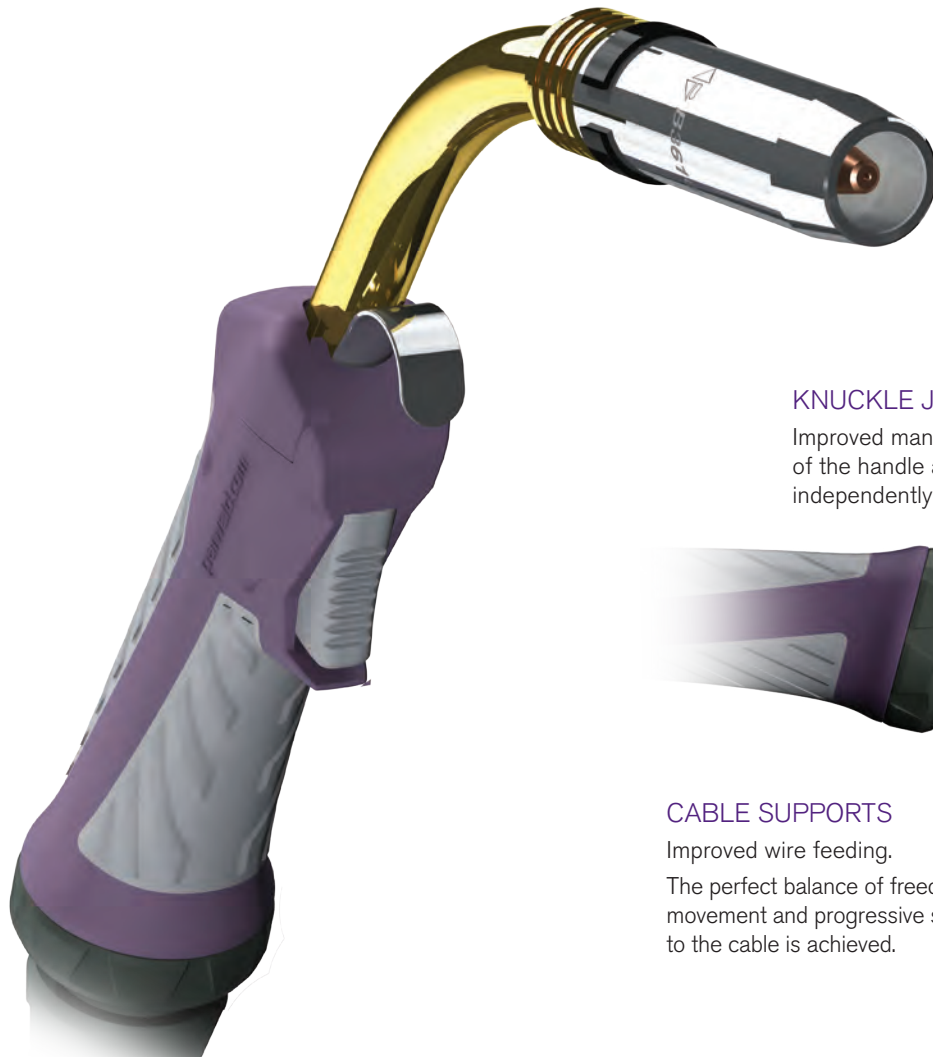


NECK SECURITY

Upstands on the location block prevent any rotational movement of the neck.



Section AA through handle.



KNUCKLE JOINT

Improved manoeuvrability - small movements of the handle and neck are possible independently of the cable assembly.



CABLE SUPPORTS

Improved wire feeding.
The perfect balance of freedom of movement and progressive support to the cable is achieved.



PRO-GRIP MAX® CONTROL HANDLE

The Pro-Grip Max® Control Handle allows the user to control welding machine parameters directly from the torch. Control modules are available in 2 and 4 button versions, and can be assembled to the handle in seconds.

NEW



The Control modules are powered by the native control voltage of the power source through the existing trigger wires, so no additional wiring or connectors are required on the power source. When a button is pressed it returns a unique voltage back to the machine. The power source uses simple logic to act on the voltages being received.

Note: Power source must be compatible with this control method in order for the system to work. For more information and to check suitability please contact sales.



4 BUTTON MIG CONTROL MODULE

Stock Code PROMC4

Allows the selection and adjustment of multiple parameters on the power source for complete remote control.



2 BUTTON MIG CONTROL MODULE

Stock Code PROMC2

Allows the up/down control of a single predefined parameter such as synergic power control or wire speed.



XTM 201DI MULTI-PROCESS DIGITAL INVERTER

For the best use of this torch, we recommend using it with the XTM201Di Multi-Process Digital Inverter, for more information see page 316.

HOW TO ORDER

For complete torches with 2 or 4 button control, suffix the stock code with either 2 or 4. For example PRO2500-30ER2. For control modules only, see stock codes above.

PRO-GRIP MAX[®] ROTATING NECK

FULLY ROTATING NECK

Multi-positional welding in limited access, difficult to reach locations.

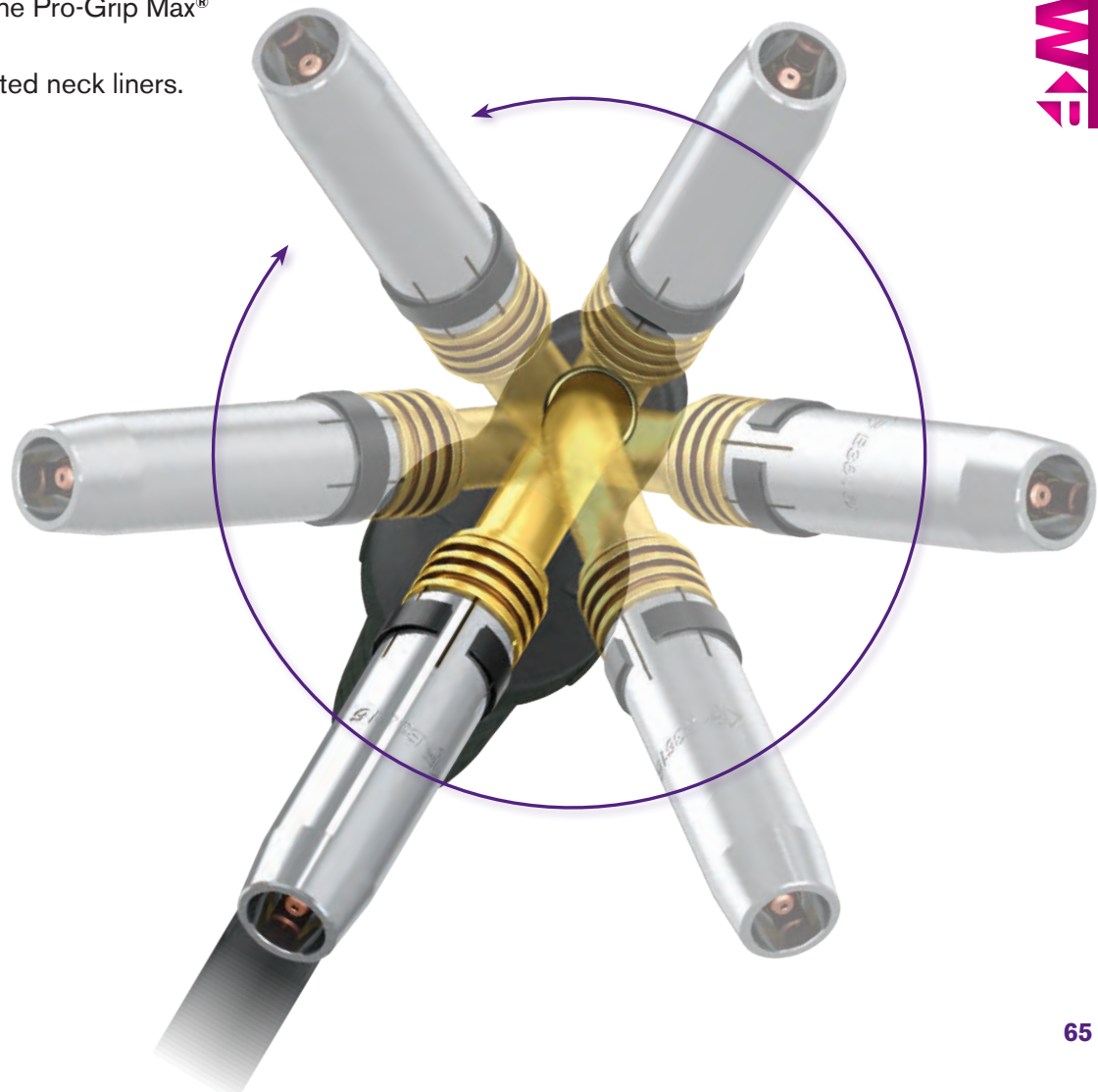
Increased comfort, reduced fatigue.

BZL DESIGN

Same quality features as the Pro-Grip Max[®] BZL Range.

Quick change with dedicated neck liners.

STOCK CODE	DESCRIPTION
PRO3600R-30ER	Pro-X Welding Torch c/w Euro Fitting x 3m Rotating neck
PRO3600R-40ER	Pro-X Welding Torch c/w Euro Fitting x 4m Rotating neck
PRO3600R-50ER	Pro-X Welding Torch c/w Euro Fitting x 5m Rotating neck





BZL - PRO-GRIP MAX[®] TORCH RANGE



		SB 120A	SB 140A	PRO-GRIP MAX [®] 150A	PRO-GRIP MAX [®] 150A FLEX	PRO-GRIP MAX [®] 240A
STOCK CODE	3M	B1200-30ER	B1400-30ER	PRO1500-30ER	PRO1500FX-30ER	PRO2400-30ER
	4M	B1200-40ER	B1400-40ER	PRO1500-40ER	PRO1500FX-40ER	PRO2400-40ER
	5M			PRO1500-50ER	PRO1500FX-50ER	PRO2400-50ER
COOLING		Air	Air	Air	Air	Air
RATING		140A CO ₂ 120A Mixed Gas @ 60%	160A CO ₂ 140A Mixed Gas @ 60%	180A CO ₂ 150A Mixed Gas @ 60%	180A CO ₂ 150A Mixed Gas @ 60%	250A CO ₂ 220A Mixed Gas @ 60%
WIRE SIZE		0.6mm-0.8mm (.023"-0.035")	0.6mm-0.9mm (.023"-0.035")	0.6mm-1.0mm (.023"-0.040")	0.6mm-1.0mm (.023"-0.040")	0.8mm-1.2mm (.030"-0.045")



		PRO-GRIP MAX[®] 250A	PRO-GRIP MAX[®] 250A FLEX	PRO-GRIP MAX[®] 260A	PRO-GRIP MAX[®] 240W	PRO-GRIP MAX[®] 360A
STOCK CODE	3M	PRO2500-30ER	PRO2500FX-30ER	PRO2600-30ER	PRO2400W-30ER	PRO3600-30ER
	4M	PRO2500-40ER	PRO2500FX-40ER	PRO2600-40ER	PRO2400W-40ER	PRO3600-40ER
	5M	PRO2500-50ER	PRO2500FX-50ER	PRO2600-50ER	PRO2400W-50ER	PRO3600-50ER
COOLING	Air	Air	Air	Water	Air	
RATING	230A CO ₂ 200A Mixed Gas @ 60%	230A CO ₂ 200A Mixed Gas @ 60%	250A CO ₂ 220A Mixed Gas @ 60%	300A CO ₂ 270A Mixed Gas @ 100%	300A CO ₂ 270A Mixed Gas @ 60%	
WIRE SIZE	0.8mm-1.2mm (.030"-.045")	0.8mm-1.2mm (.030"-.045")	0.8mm-1.2mm (.030"-.045")	0.8mm-1.2mm (.030"-.045")	0.8mm-1.2mm (.030"-.045")	



BZL - PRO-GRIP MAX[®] TORCH RANGE



		PRO-GRIP MAX [®] 350W	PRO-GRIP [®] 380A	PRO-GRIP [®] 400A	PRO-GRIP MAX [®] 401W	PRO-GRIP MAX [®] 400W
STOCK CODE	3M	PRO3500W-30ER	B3800-30ER	B4000-30ER	PRO4001-30ER	PRO4400-30ER
	4M	PRO3500W-40ER	B3800-40ER	B4000-40ER	PRO4001-40ER	PRO4400-40ER
	5M	PRO3500W-50ER	B3800-50ER	B4000-50ER	PRO4001-50ER	PRO4400-50ER
COOLING	Water	Air	Air	Water	Water Double Cooled	
RATING	320A CO ₂ 280A Mixed Gas @ 100%	350A CO ₂ 320A Mixed Gas @ 60%	350A CO ₂ 320A Mixed Gas @ 60%	400A CO ₂ 350A Mixed Gas @ 100%	400A CO ₂ 350A Mixed Gas @ 100%	
WIRE SIZE	0.8mm-1.2mm (.030"-0.045")	1.2mm-1.6mm (.045"-1/16")	1.0mm-2.4mm (.040"-3/32")	0.8mm-1.2mm (.030"-0.045")	0.8mm-1.2mm (.030"-0.045")	



		PRO-GRIP MAX [®] 501W	PRO-GRIP MAX [®] 501W EXT	PRO-GRIP [®] 550W	SB 501W AUTO
STOCK CODE	3M	PRO5000-30ER	PRO500L-30ER	B5500-30ER	B5000-20A (2M)
	4M	PRO5000-40ER	PRO500L-40ER	B5500-40ER	B5000-30A (3M)
	5M	PRO5000-50ER	PRO500L-50ER	B5500-50ER	B5000-40A (4M)
COOLING	Water	Water	Water Double Cooled	Water	
RATING	520A CO ₂ 430A Mixed Gas @ 100%	520A CO ₂ 430A Mixed Gas @ 100%	550A CO ₂ 500A Mixed Gas @ 100%	520A CO ₂ 430A Mixed Gas @ 100%	
WIRE SIZE	1.0mm-1.6mm (.040"-1/16")	1.0mm-1.6mm (.040"-1/16")	0.8mm-1.6mm (.030"-1/16")	1.0mm-1.6mm (.040"-1/16")	



SB 120A

AIR COOLED MIG TORCH

140A CO₂ 120A Mixed Gas @ 60% Duty Cycle, EN60974-7, 0.6mm-0.8mm (.023"-0.030") Wires



STOCK CODE	DESCRIPTION
B1200-30ER	Torch Package c/w Euro Fitting x 3m
B1200-40ER	Torch Package c/w Euro Fitting x 4m

STOCK CODE	DESCRIPTION
1 B1401	Swan Neck
NI B1401-P	Swan Neck - Push on Nozzle
2 B1518	Gun Plug Housing c/w Spring Pins
3 B1519PL	Gun Plug Nut-Plastic c/w Insert

C Liners See page 114 for full range	
STOCK CODE	DESCRIPTION
B1435-30*	Steel 0.6-0.8mm (.023-.030") x 3m
B1435-40*	Steel 0.6-0.8mm (.023-.030") x 4m
B1436-30	Nylon 0.6-0.8mm (.023-.030") x 3m
B1436-40	Nylon 0.6-0.8mm (.023-.030") x 4m

**FULL PARTS BREAKDOWN
AVAILABLE**
visit www.parweld.com
for more information.

**ALTERNATIVE ENDS
AVAILABLE**
See pages 164 - 165 for more
information.

Nozzles

A

STOCK CODE	STYLE	BORE
B1430*	Conical	11mm (7/16")

Contact Tips

B

STOCK CODE	WIRE SIZE	MATERIAL
B1427-06*	0.6mm (.023")	ECu
B1427-08	0.8mm (.030")	ECu

ROLL MARKING

All Parweld consumables are roll marked to enable you to identify genuine Parweld product.

* Denotes standard build



SB 140A

AIR COOLED MIG TORCH

160A CO₂ 140A Mixed Gas @ 60% Duty Cycle, EN60974-7, 0.6mm-0.9mm (.023"-0.035") Wires



STOCK CODE	DESCRIPTION
B1400-30ER	Torch Package c/w Euro Fitting x 3m
B1400-40ER	Torch Package c/w Euro Fitting x 4m

STOCK CODE	DESCRIPTION
1 B1415	Swan Neck
2 B1518	Gun Plug Housing c/w Nut
3 B1519PL	Gun Plug Nut-Plastic c/w Insert

C Liners See page 114 for full range	
STOCK CODE	DESCRIPTION
B1535-30*	Steel 0.6-0.9mm (.023-.030") x 3m
B1535-40*	Steel 0.6-0.9mm (.023-.030") x 4m
B1536-30	Teflon 0.6-0.9mm (.023-.030") x 3m
B1536-40	Teflon 0.6-0.9mm (.023-.030") x 4m

FULL PARTS BREAKDOWN AVAILABLE
visit www.parweld.com for more
information.

ALTERNATIVE ENDS AVAILABLE
See pages 164 - 165 for more
information.

Nozzles

A

STOCK CODE	STYLE	BORE
B1529	Cylindrical	16mm (5/8")
B1530*	Conical	12mm (15/32")
B1531	Tapered	11mm (7/16")
B1532	Bottle	13mm (1/2")
B1533	Spot	16mm (5/8")

Contact Tips

B

STOCK CODE	WIRE SIZE	MATERIAL
B1527-06	0.6mm (.023")	ECu
B1527-08*	0.8mm (.030")	ECu
B1527-09	0.9mm (.035")	ECu

ROLL MARKING

All Parweld consumables are roll marked to enable you to identify genuine Parweld product.

* Denotes standard build



PRO-GRIP MAX[®] 150A

AIR COOLED MIG TORCH

180A CO₂ 150A Mixed Gas @ 60% Duty Cycle, EN60974-7, 0.6mm-1.0mm (.023"-0.040") Wires




STOCK CODE	DESCRIPTION
PRO1500-30ER	Torch c/w Euro Fitting x 3m
PRO1500-40ER	Torch c/w Euro Fitting x 4m
PRO1500-50ER	Torch c/w Euro Fitting x 5m

STOCK CODE	DESCRIPTION
1 B1501	Swan Neck c/w Tip Adaptor, Spring, Sleeve
2 B1518	Gun Plug Housing c/w Nut
3 B1519PL	Gun Plug Nut-Plastic c/w Insert


D Liners See page 114 for full range	
STOCK CODE	DESCRIPTION
B1535-30*	Steel 0.6-0.9mm (.023-.035") x 3m
B1535-40*	Steel 0.6-0.9mm (.023-.035") x 4m
B1535-50*	Steel 0.6-0.9mm (.023-.035") x 5m
B1536-30	Teflon 0.6-0.9mm (.023-.035") x 3m
B1536-40	Teflon 0.6-0.9mm (.023-.035") x 4m
B1536-50	Teflon 0.6-0.9mm (.023-.035") x 5m

FULL PARTS BREAKDOWN AVAILABLE
visit www.parweld.com for more
information.


**ALTERNATIVE ENDS
AVAILABLE**
See pages 164 - 165 for more
information.

Nozzles



STOCK CODE	STYLE	BORE
B1529	Cylindrical	16mm (5/8")
B1530*	Conical	12mm (15/32")
B1531	Tapered	11mm (7/16")




B1532	Bottle	13mm (1/2")
-------	--------	-------------



B1533	Spot	16mm (5/8")
-------	------	-------------

Contact Tips


STOCK CODE	WIRE SIZE	MATERIAL
B1527-06	0.6mm (.023")	ECu
B1527-08*	0.8mm (.030")	ECu
B1527-09	0.9mm (.035")	ECu
B1527-10	1.0mm (.040")	ECu

Tip Adaptor


STOCK CODE	TIP THREAD
B1507 L/H	M6

ROLL MARKING

All Parweld consumables are roll marked to enable you to identify genuine Parweld product.

* Denotes standard build



PRO-GRIP MAX[®] 150A FLEX

AIR COOLED MIG TORCH

180A CO₂, 150A Mixed Gas @ 60% Duty Cycle, EN60974-7, 0.6mm-1.0mm (.023"-0.040") Wires




STOCK CODE	DESCRIPTION
PRO1500FX-30ER	Flex Torch c/w Euro Fitting x 3m
PRO1500FX-40ER	Flex Torch c/w Euro Fitting x 4m

STOCK CODE	DESCRIPTION
1 B1501FX	Swan Neck
2 B1518	Gun Plug Housing c/w Nut
3 B1519PL	Gun Plug Nut-Plastic c/w Insert


C Liners See page 114 for full range	
STOCK CODE	DESCRIPTION
B1535-30*	Steel 0.6-0.9mm (.023-.035") x 3m
B1535-40*	Steel 0.6-0.9mm (.023-.035") x 4m
B1535-50*	Steel 0.6-0.9mm (.023-.035") x 5m
B1536-30	Teflon 0.6-0.9mm (.023-.035") x 3m

FULL PARTS BREAKDOWN AVAILABLE
visit www.parweld.com for more information.


ALTERNATIVE ENDS AVAILABLE
See pages 164 - 165 for more information.

Nozzles


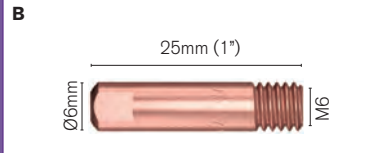
STOCK CODE	STYLE	BORE
B1529	Cylindrical	16mm (5/8")
B1530*	Conical	12mm (15/32")
B1531	Tapered	11mm (7/16")



B1532	Bottle	13mm (1/2")
-------	--------	-------------



B1533	Spot	16mm (5/8")
-------	------	-------------

Contact Tips


STOCK CODE	WIRE SIZE	MATERIAL
B1527-06	0.6mm (.023")	ECu
B1527-08*	0.8mm (.030")	ECu
B1527-09	0.9mm (.035")	ECu
B1527-10	1.0mm (.040")	ECu

ROLL MARKING

All Parweld consumables are roll marked to enable you to identify genuine Parweld product.

* Denotes standard build



PRO-GRIP MAX[®] 240A

AIR COOLED MIG TORCH

250A CO₂, 220A Mixed Gas @ 60% Duty Cycle, EN60974-7, 0.8mm-1.2mm (.030"-.045") Wires



STOCK CODE	DESCRIPTION
PRO2400-30ER	Torch c/w Euro Fitting x 3m
PRO2400-40ER	Torch c/w Euro Fitting x 4m
PRO2400-50ER	Torch c/w Euro Fitting x 5m

STOCK CODE	DESCRIPTION
1 B2401	Swan Neck
2 B1518	Gun Plug Housing c/w Nut
3 B1519	Gun Plug Nut c/w Insert

E Liners See page 114 for full range	
STOCK CODE	DESCRIPTION
B1535-30	Steel 0.6-0.9mm (.023-.035") x 3m
B1535-40	Steel 0.6-0.9mm (.023-.035") x 4m
B1535-50	Steel 0.6-0.9mm (.023-.035") x 5m
B2524-30*	Steel 1.0-1.2mm (.040-.045") x 3m
B2524-40*	Steel 1.0-1.2mm (.040-.045") x 4m
B2524-50*	Steel 1.0-1.2mm (.040-.045") x 5m
B1536-30	Teflon 0.6-0.9mm (.023-.035") x 3m
B1536-40	Teflon 0.6-0.9mm (.023-.035") x 4m
B1536-50	Teflon 0.6-0.9mm (.023-.035") x 5m
B2513-30	Teflon 1.0-1.2mm (.040-.045") x 3m
B2513-40	Teflon 1.0-1.2mm (.040-.045") x 4m
B2513-50	Teflon 1.0-1.2mm (.040-.045") x 5m

FULL PARTS BREAKDOWN AVAILABLE
visit www.parweld.com for more
information.

ALTERNATIVE ENDS AVAILABLE
See pages 164 - 165 for more information.

Nozzles

A

STOCK CODE	STYLE	BORE
B2415	Cylindrical	17mm (11/16")
B2416*	Conical	13mm (1/2")
B2417	Tapered	10mm (3/8")

Contact Tips

B

STOCK CODE	WIRE SIZE	MATERIAL
B2504-08	0.8mm (.030")	ECu
B2504-09	0.9mm (.035")	ECu
B2504-10*	1.0mm (.040")	ECu
B2504-12	1.2mm (.045")	ECu
B2504-08CR	0.8mm (.030")	ECu, CR Plated
B2504-10CR	1.0mm (.040")	ECu, CR Plated
B2504-12CR	1.2mm (.045")	ECu, CR Plated
B2504-10A	1.0mm (.040")	ECu, Al
B2504-12A	1.2mm (.045")	ECu, Al
B2505-08	0.8mm (.030")	CuCrZr
B2505-09	0.9mm (.035")	CuCrZr
B2505-10	1.0mm (.040")	CuCrZr
B2505-12	1.2mm (.045")	CuCrZr

Tip Adaptor

C

STOCK CODE	TIP THREAD
B2412	M6

Diffusers

D

STOCK CODE	COLOUR
B2405B	Black
B2405C*	Ceramic
B2405W	White

ROLL MARKING

All Parweld consumables are roll marked to enable you to identify genuine Parweld product.


* Denotes standard build



PRO-GRIP MAX[®] 250A

AIR COOLED MIG TORCH

230A CO₂, 200A Mixed Gas @ 60% Duty Cycle, EN60974-7, 0.8mm-1.2mm (.030"-0.045") Wires



STOCK CODE	DESCRIPTION
PRO2500-30ER	Torch c/w Euro Fitting x 3m
PRO2500-40ER	Torch c/w Euro Fitting x 4m
PRO2500-50ER	Torch c/w Euro Fitting x 5m


STOCK CODE	DESCRIPTION
1 B2501	Swan Neck
2 B1518	Gun Plug Housing c/w Nut
3 B1519	Gun Plug Nut c/w Insert

D Liners See page 114 for full range	
STOCK CODE	DESCRIPTION
B1535-30	Steel 0.6-0.9mm (.023-.035") x 3m
B1535-40	Steel 0.6-0.9mm (.023-.035") x 4m
B1535-50	Steel 0.6-0.9mm (.023-.035") x 5m
B2524-30*	Steel 1.0-1.2mm (.040-.045") x 3m
B2524-40*	Steel 1.0-1.2mm (.040-.045") x 4m
B2524-50*	Steel 1.0-1.2mm (.040-.045") x 5m
B1536-30	Teflon 0.6-0.9mm (.023-.035") x 3m
B1536-40	Teflon 0.6-0.9mm (.023-.035") x 4m
B1536-50	Teflon 0.6-0.9mm (.023-.035") x 5m
B2513-30	Teflon 1.0-1.2mm (.040-.045") x 3m
B2513-40	Teflon 1.0-1.2mm (.040-.045") x 4m
B2513-50	Teflon 1.0-1.2mm (.040-.045") x 5m


FULL PARTS BREAKDOWN AVAILABLE
visit www.parweld.com for more
information.

**ALTERNATIVE ENDS
AVAILABLE**
See pages 164 - 165 for more
information.


Nozzles



STOCK CODE	STYLE	BORE
B2507	Cylindrical	18mm (5/7")
B2508*	Conical	15mm (19/32")
B2509	Tapered	12mm (15/32")

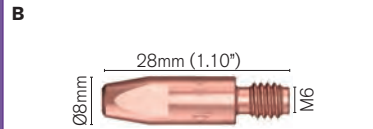


B2510	Bottle	15mm (19/32")
-------	--------	---------------

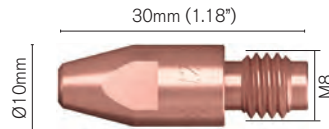


B2511	Spot	18mm (5/7")
-------	------	-------------

Contact Tips




STOCK CODE	WIRE SIZE	MATERIAL
B2504-08	0.8mm (.030")	ECu
B2504-09	0.9mm (.035")	ECu
B2504-10*	1.0mm (.040")	ECu
B2504-12	1.2mm (.045")	ECu
B2504-08CR	0.8mm (.030")	ECu, CR Plated
B2504-10CR	1.0mm (.040")	ECu, CR Plated
B2504-12CR	1.2mm (.045")	ECu, CR Plated
B2504-10A	1.0mm (.040")	ECu, Al
B2504-12A	1.2mm (.045")	ECu, Al
B2505-08	0.8mm (.030")	CuCrZr
B2505-09	0.9mm (.035")	CuCrZr
B2505-10	1.0mm (.040")	CuCrZr
B2505-12	1.2mm (.045")	CuCrZr



B4014-08	0.8mm (.030")	ECu
B4014-09	0.9mm (.035")	ECu
B4014-10	1.0mm (.040")	ECu
B4014-12	1.2mm (.045")	ECu
B4014-10CR	1.0mm (.040")	ECu, CR Plated
B4014-12CR	1.2mm (.045")	ECu, CR Plated
B4014-10A	1.0mm (.040")	ECu, Al
B4014-12A	1.2mm (.045")	ECu, Al
B4015-08	0.8mm (.030")	CuCrZr
B4015-10	1.0mm (.040")	CuCrZr
B4015-12	1.2mm (.045")	CuCrZr

Tip Adaptors



STOCK CODE	TIP THREAD
B2506*	M6
B2536	M8

ROLL MARKING

All Parweld consumables are roll marked to enable you to identify genuine Parweld product.

* Denotes standard build



PRO-GRIP MAX[®] 250A FLEX

AIR COOLED MIG TORCH

230A CO₂, 200A Mixed Gas @ 60% Duty Cycle, EN60974-7, 0.8mm-1.2mm (.030"-0.045") Wires



STOCK CODE	DESCRIPTION
PRO2500FX-30ER	Flex Torch c/w Euro Fitting x 3m
PRO2500FX-40ER	Flex Torch c/w Euro Fitting x 4m

STOCK CODE	DESCRIPTION
1 B2501FX	Swan Neck
2 B1518	Gun Plug Housing c/w Nut
3 B1519	Gun Plug Nut c/w Insert

D Liners See page 114 for full range	
STOCK CODE	DESCRIPTION
B1535-30	Steel 0.6-0.9mm (.023-.035") x 3m
B1535-40	Steel 0.6-0.9mm (.023-.035") x 4m
B2524-30*	Steel 1.0-1.2mm (.040-.045") x 3m
B2524-40*	Steel 1.0-1.2mm (.040-.045") x 4m
B1536-30	Teflon 0.6-0.9mm (.023-.035") x 3m
B1536-40	Teflon 0.6-0.9mm (.023-.035") x 4m
B2513-30	Teflon 1.0-1.2mm (.040-.045") x 3m
B2513-40	Teflon 1.0-1.2mm (.040-.045") x 4m

FULL PARTS BREAKDOWN AVAILABLE
visit www.parweld.com for more
information.

ALTERNATIVE ENDS AVAILABLE
See pages 164 - 165 for more
information.

Nozzles

A

STOCK CODE	STYLE	BORE
B2507	Cylindrical	18mm (5/7")
B2508*	Conical	15mm (19/32")
B2509	Tapered	12mm (15/32")

B2510	Bottle	15mm (19/32")
-------	--------	---------------

B2511	Spot	18mm (5/7")
-------	------	-------------

Contact Tips

B

STOCK CODE	WIRE SIZE	MATERIAL
B2504-08	0.8mm (.030")	ECu
B2504-09	0.9mm (.035")	ECu
B2504-10*	1.0mm (.040")	ECu
B2504-12	1.2mm (.045")	ECu
B2504-08CR	0.8mm (.030")	ECu, CR Plated
B2504-10CR	1.0mm (.040")	ECu, CR Plated
B2504-12CR	1.2mm (.045")	ECu, CR Plated
B2504-10A	1.0mm (.040")	ECu, Al
B2504-12A	1.2mm (.045")	ECu, Al
B2505-08	0.8mm (.030")	CuCrZr
B2505-10	1.0mm (.040")	CuCrZr
B2505-12	1.2mm (.045")	CuCrZr

B4014-08	0.8mm (.030")	ECu
B4014-09	0.9mm (.035")	ECu
B4014-10	1.0mm (.040")	ECu
B4014-12	1.2mm (.045")	ECu
B4014-10CR	1.0mm (.040")	ECu, CR Plated
B4014-12CR	1.2mm (.045")	ECu, CR Plated
B4014-10A	1.0mm (.040")	ECu, Al
B4014-12A	1.2mm (.045")	ECu, Al
B4015-08	0.8mm (.030")	CuCrZr
B4015-10	1.0mm (.040")	CuCrZr
B4015-12	1.2mm (.045")	CuCrZr

Tip Adaptors

C

STOCK CODE	TIP THREAD
B2506*	M6
B2536	M8

ROLL MARKING

All Parweld consumables are roll marked to enable you to identify genuine Parweld product.


* Denotes standard build



PRO-GRIP MAX[®] 260A

AIR COOLED MIG TORCH

250A CO₂ 220A Mixed Gas @ 60% Duty Cycle, EN60974-7, 0.8mm-1.2mm (.030"-0.045") Wires



STOCK CODE	DESCRIPTION
PRO2600-30ER	Torch c/w Euro Fitting x 3m
PRO2600-40ER	Torch c/w Euro Fitting x 4m
PRO2600-50ER	Torch c/w Euro Fitting x 5m

STOCK CODE	DESCRIPTION
1 B2601	Swan Neck
2 B1518	Gun Plug Housing c/w Nut
3 B1519	Gun Plug Nut c/w Insert

E Liners	
See page 114 for full range	
STOCK CODE	DESCRIPTION
B2524-30*	Steel 1.0-1.2mm (.040-.045") x 3m
B2524-40*	Steel 1.0-1.2mm (.040-.045") x 4m
B2524-50*	Steel 1.0-1.2mm (.040-.045") x 5m
B2513-30	Teflon 1.0-1.2mm (.040-.045") x 3m
B2513-40	Teflon 1.0-1.2mm (.040-.045") x 4m
B2513-50	Teflon 1.0-1.2mm (.040-.045") x 5m

FULL PARTS BREAKDOWN AVAILABLE
visit www.parweld.com for more information.

ALTERNATIVE ENDS AVAILABLE
See pages 164 - 165 for more information.

Nozzles

A

STOCK CODE	STYLE	BORE
B5027	Cylindrical	19mm (3/4")
B5028*	Conical	16mm (5/8")
B5029	Tapered	14mm (9/16")

Contact Tips

B

STOCK CODE	WIRE SIZE	MATERIAL
B2504-08	0.8mm (.030")	ECu
B2504-09	0.9mm (.035")	ECu
B2504-10*	1.0mm (.040")	ECu
B2504-12	1.2mm (.045")	ECu
B2504-08CR	0.8mm (.030")	ECu, CR Plated
B2504-10CR	1.0mm (.040")	ECu, CR Plated
B2504-12CR	1.2mm (.045")	ECu, CR Plated
B2504-10A	1.0mm (.040")	ECu, Al
B2504-12A	1.2mm (.045")	ECu, Al
B2505-08	0.8mm (.030")	CuCrZr
B2505-10	1.0mm (.040")	CuCrZr
B2505-12	1.2mm (.045")	CuCrZr

B4014-08	0.8mm (.030")	ECu
B4014-09	0.9mm (.035")	ECu
B4014-10	1.0mm (.040")	ECu
B4014-12	1.2mm (.045")	ECu
B4014-10CR	1.0mm (.040")	ECu, CR Plated
B4014-12CR	1.2mm (.045")	ECu, CR Plated
B4014-10A	1.0mm (.040")	ECu, Al
B4014-12A	1.2mm (.045")	ECu, Al
B4015-08	0.8mm (.030")	CuCrZr
B4015-10	1.0mm (.040")	CuCrZr
B4015-12	1.2mm (.045")	CuCrZr

Tip Adaptor

C

STOCK CODE	TIP THREAD
B2612*	M6
B2612M8	M8

Diffusers

D

STOCK CODE	COLOUR
B2605B	Black
B2605C*	Ceramic
B2605W	White

ROLL MARKING

All Parweld consumables are roll marked to enable you to identify genuine Parweld product.

* Denotes standard build



PRO-GRIP MAX[®] 240W

WATER COOLED MIG TORCH

300A CO₂ 270A Mixed Gas @ 100% Duty Cycle, EN60974-7, 0.8mm-1.2mm (.030"-.045") Wires



STOCK CODE	DESCRIPTION
PRO2400W-30ER	Torch c/w Euro Fitting x 3m
PRO2400W-40ER	Torch c/w Euro Fitting x 4m
PRO2400W-50ER	Torch c/w Euro Fitting x 5m

STOCK CODE	DESCRIPTION
1 B2409	Swan Neck
2 B5022	Gun Plug Housing c/w Lock Nut and Hose Supports
3 B1519	Gun Plug Nut c/w Insert

E Liners See page 114 for full range	
STOCK CODE	DESCRIPTION
B5033-30*	Plain 1.0-1.2mm (.040-.045") x 3m
B5033-40*	Plain 1.0-1.2mm (.040-.045") x 4m
B5033-50*	Plain 1.0-1.2mm (.040-.045") x 5m
B1536-30	Teflon 0.6-0.9mm (.023-.035") x 3m
B1536-40	Teflon 0.6-0.9mm (.023-.035") x 4m
B1536-50	Teflon 0.6-0.9mm (.023-.035") x 5m
B2513-30	Teflon 1.0-1.2mm (.040-.045") x 3m
B2513-40	Teflon 1.0-1.2mm (.040-.045") x 4m
B2513-50	Teflon 1.0-1.2mm (.040-.045") x 5m

FULL PARTS BREAKDOWN AVAILABLE
visit www.parweld.com for more information.

ALTERNATIVE ENDS AVAILABLE
See pages 164 - 165 for more information.

Nozzles

A

STOCK CODE	STYLE	BORE
B2415	Cylindrical	17mm (11/16")
B2416*	Conical	13mm (1/2")
B2417	Tapered	10mm (3/8")

Contact Tips

B

STOCK CODE	WIRE SIZE	MATERIAL
B2504-08	0.8mm (.030")	ECu
B2504-09	0.9mm (.035")	ECu
B2504-10*	1.0mm (.040")	ECu
B2504-12	1.2mm (.045")	ECu
B2504-08CR	0.8mm (.030")	ECu, CR Plated
B2504-10CR	1.0mm (.040")	ECu, CR Plated
B2504-12CR	1.2mm (.045")	ECu, CR Plated
B2504-10A	1.0mm (.040")	ECu, Al
B2504-12A	1.2mm (.045")	ECu, Al
B2505-08	0.8mm (.030")	CuCrZr
B2505-10	1.0mm (.040")	CuCrZr
B2505-12	1.2mm (.045")	CuCrZr

C

B4014-08	0.8mm (.030")	ECu
B4014-09	0.9mm (.035")	ECu
B4014-10	1.0mm (.040")	ECu
B4014-12	1.2mm (.045")	ECu
B4014-10CR	1.0mm (.040")	ECu, CR Plated
B4014-12CR	1.2mm (.045")	ECu, CR Plated
B4014-10A	1.0mm (.040")	ECu, Al
B4014-12A	1.2mm (.045")	ECu, Al
B4015-08	0.8mm (.030")	CuCrZr
B4015-10	1.0mm (.040")	CuCrZr
B4015-12	1.2mm (.045")	CuCrZr

Tip Adaptor

C

STOCK CODE	TIP THREAD
B2412*	M6

Diffusers

D

STOCK CODE	COLOUR
B2405B	Black
B2405C*	Ceramic
B2405W	White

ROLL MARKING

All Parweld consumables are roll marked to enable you to identify genuine Parweld product.

* Denotes standard build



PRO-GRIP MAX[®] 360A

AIR COOLED MIG TORCH

300A CO₂ 270A Mixed Gas @ 60% Duty Cycle, EN60974-7, 0.8mm-1.2mm (.030"-0.045") Wires



STOCK CODE	DESCRIPTION
PRO3600-30ER	Torch c/w Euro Fitting x 3m
PRO3600-40ER	Torch c/w Euro Fitting x 4m
PRO3600-50ER	Torch c/w Euro Fitting x 5m

STOCK CODE	DESCRIPTION
1 B3603	Swan Neck
2 B1518	Gun Plug Housing c/w Nut
3 B1519	Gun Plug Nut c/w Insert

G Liners See page 114 for full range	
STOCK CODE	DESCRIPTION
B2524-30*	Steel 1.0-1.2mm (.040-.045") x 3m
B2524-40*	Steel 1.0-1.2mm (.040-.045") x 4m
B2524-50*	Steel 1.0-1.2mm (.040-.045") x 5m
B2513-30	Teflon 1.0-1.2mm (.040-.045") x 3m
B2513-40	Teflon 1.0-1.2mm (.040-.045") x 4m
B2513-50	Teflon 1.0-1.2mm (.040-.045") x 5m

FULL PARTS BREAKDOWN AVAILABLE
visit www.parweld.com for more
information.

**ALTERNATIVE ENDS
AVAILABLE**
See pages 164 - 165 for more
information.

Nozzles

STOCK CODE	STYLE	BORE
B3615	Cylindrical	19mm (3/4")
B3616*	Conical	16mm (5/8")
B3617	Tapered	12mm (15/32")

Contact Tips

B

STOCK CODE	WIRE SIZE	MATERIAL
B2504-08	0.8mm (.030")	ECu
B2504-09	0.9mm (.035")	ECu
B2504-10	1.0mm (.040")	ECu
B2504-12*	1.2mm (.045")	ECu
B2504-08CR	0.8mm (.030")	ECu, CR Plated
B2504-10CR	1.0mm (.040")	ECu, CR Plated
B2504-12CR	1.2mm (.045")	ECu, CR Plated
B2504-10A	1.0mm (.040")	ECu, Al
B2504-12A	1.2mm (.045")	ECu, Al
B2505-08	0.8mm (.030")	CuCrZr
B2505-09	0.9mm (.035")	CuCrZr
B2505-10	1.0mm (.040")	CuCrZr
B2505-12	1.2mm (.045")	CuCrZr

D

B4014-08	0.8mm (.030")	ECu
B4014-09	0.9mm (.035")	ECu
B4014-10	1.0mm (.040")	ECu
B4014-12	1.2mm (.045")	ECu
B4014-10CR	1.0mm (.040")	ECu, CR Plated
B4014-12CR	1.2mm (.045")	ECu, CR Plated
B4014-10A	1.0mm (.040")	ECu, Al
B4014-12A	1.2mm (.045")	ECu, Al
B4015-08	0.8mm (.030")	CuCrZr
B4015-10	1.0mm (.040")	CuCrZr
B4015-12	1.2mm (.045")	CuCrZr

Tip Adaptors

C

STOCK CODE	LENGTH
B3612*	28.5mm
B3613	31.5mm

E

STOCK CODE	TIP THREAD
B3614	M8

Diffusers

F

STOCK CODE	COLOUR
B3605B	Black
B3605C*	Ceramic
B3605W	White

ROLL MARKING

All Parweld consumables are roll marked to enable you to identify genuine Parweld product.

* Denotes standard build



PRO-GRIP MAX[®] 350W

WATER COOLED MIG TORCH

320A CO₂, 280A Mixed Gas @ 100% Duty Cycle, EN60974-7, 0.8mm-1.2mm (.030"-.045") Wires



STOCK CODE	DESCRIPTION
PRO3500W-30ER	Torch c/w Euro Fitting x 3m
PRO3500W-40ER	Torch c/w Euro Fitting x 4m
PRO3500W-50ER	Torch c/w Euro Fitting x 5m

STOCK CODE	DESCRIPTION
1 B3501	Swan Neck
2 B5022	Gun Plug Housing c/w Lock Nut and Hose Supports
3 B1519	Gun Plug Nut c/w Insert

D Liners See page 114 for full range	
STOCK CODE	DESCRIPTION
B5033-30*	Plain 1.0-1.2mm (.040-.045") x 3m
B5033-40*	Plain 1.0-1.2mm (.040-.045") x 4m
B5033-50*	Plain 1.0-1.2mm (.040-.045") x 5m
B1536-30	Teflon 0.6-0.9mm (.023-.035") x 3m
B1536-40	Teflon 0.6-0.9mm (.023-.035") x 4m
B1536-50	Teflon 0.6-0.9mm (.023-.035") x 5m
B2513-30	Teflon 1.0-1.2mm (.040-.045") x 3m
B2513-40	Teflon 1.0-1.2mm (.040-.045") x 4m
B2513-50	Teflon 1.0-1.2mm (.040-.045") x 5m

FULL PARTS BREAKDOWN AVAILABLE
visit www.parweld.com for more information.

ALTERNATIVE ENDS AVAILABLE
See pages 164 - 165 for more information.

Nozzles

A

STOCK CODE	STYLE	BORE
B2507	Cylindrical	18mm (5/7")
B2508*	Conical	15mm (19/32")
B2509	Tapered	12mm (15/32")

Contact Tips

B

STOCK CODE	WIRE SIZE	MATERIAL
B2504-08	0.8mm (.030")	ECu
B2504-09	0.9mm (.035")	ECu
B2504-10*	1.0mm (.040")	ECu
B2504-12	1.2mm (.045")	ECu
B2505-08	0.8mm (.030")	CuCrZr
B2505-10	1.0mm (.040")	CuCrZr
B2505-12	1.2mm (.045")	CuCrZr

B4014-08	0.8mm (.030")	ECu
B4014-09	0.9mm (.035")	ECu
B4014-10	1.0mm (.040")	ECu
B4014-12	1.2mm (.045")	ECu
B4014-10CR	1.0mm (.040")	ECu, CR Plated
B4014-12CR	1.2mm (.045")	ECu, CR Plated
B4014-10A	1.0mm (.040")	ECu, Al
B4014-12A	1.2mm (.045")	ECu, Al
B4015-08	0.8mm (.030")	CuCrZr
B4015-10	1.0mm (.040")	CuCrZr
B4015-12	1.2mm (.045")	CuCrZr

Tip Adaptor

C

STOCK CODE	TIP THREAD
B2506*	M6
B2536	M8

ROLL MARKING

All Parweld consumables are roll marked to enable you to identify genuine Parweld product.

* Denotes standard build



PRO-GRIP® 380A

AIR COOLED MIG TORCH

350A CO₂ 320A Mixed Gas @ 60% Duty Cycle, EN60974-7, 1.2mm-1.6mm (.045"-1/16") Wires



STOCK CODE	DESCRIPTION
B3800-30ER	Torch c/w Euro Fitting x 3m
B3800-40ER	Torch c/w Euro Fitting x 4m
B3800-50ER	Torch c/w Euro Fitting x 5m

STOCK CODE	DESCRIPTION
1 B3801	Swan Neck
2 B1518	Gun Plug Housing c/w Nut
3 B1519	Gun Plug Nut c/w Insert

F Liners See page 114 for full range	
STOCK CODE	DESCRIPTION
B2524-30*	Steel 1.0-1.2mm (.040-.045") x 3m
B2524-40*	Steel 1.0-1.2mm (.040-.045") x 4m
B2524-50*	Steel 1.0-1.2mm (.040-.045") x 5m
B3631-30	Steel 1.6mm (1/16") x 3m
B3631-40	Steel 1.6mm (1/16") x 4m
B3631-50	Steel 1.6mm (1/16") x 5m Yellow
B2513-30	Teflon 1.0-1.2mm (.040-.045")x 3m
B2513-40	Teflon 1.0-1.2mm (.040-.045") x 4m
B2513-50	Teflon 1.0-1.2mm (.040-.045") x 5m
B3626-30	Teflon 1.2-1.6mm (.045-1/16") x 3m
B3626-40	Teflon 1.2-1.6mm (.045-1/16") x 4m
B3626-50	Teflon 1.2-1.6mm (.045-1/16") x 3m

FULL PARTS BREAKDOWN AVAILABLE
visit www.parweld.com for more
information.

**ALTERNATIVE ENDS
AVAILABLE**
See pages 164 - 165 for more
information.

Nozzles

A

STOCK CODE	STYLE	BORE
B5027	Cylindrical	19mm (3/4")
B5028	Conical	16mm (5/8")
B5029	Tapered	14mm (9/16")

HD Nozzle

E

B5028HD*	HD Conical	16mm (5/8")
----------	------------	-------------

Contact Tips

B

STOCK CODE	WIRE SIZE	MATERIAL
B4014-12*	1.2mm (.045")	ECu
B4014-14	1.4mm (.055")	ECu
B4014-16	1.6mm (1/16")	ECu
B4014-12CR	1.2mm (.045")	ECu, CR Plated
B4014-12A	1.2mm (.045")	ECu, Al
B4014-16A	1.6mm (1/16")	ECu, Al
B4015-12	1.2mm (.045")	CuCrZr
B4015-14	1.4mm (.055")	CuCrZr
B4015-16	1.6mm (1/16")	CuCrZr

Diffusers

C

STOCK CODE	COLOUR
B5005B	Black
B5005C*	Ceramic
B5005W	White

Tip Adaptors

D

STOCK CODE	TIP THREAD
B3812	M8

ROLL MARKING

All Parweld consumables are roll marked to enable you to identify genuine Parweld product.

* Denotes standard build



PRO-GRIP® 400A

AIR COOLED MIG TORCH

350A CO₂ 320A Mixed Gas @ 60% Duty Cycle, EN60974-7, 1.0mm-2.4mm (.040"-3/32") Wires



STOCK CODE	DESCRIPTION
B4000-30ER	Torch c/w Euro Fitting x 3m
B4000-40ER	Torch c/w Euro Fitting x 4m
B4000-50ER	Torch c/w Euro Fitting x 5m

STOCK CODE	DESCRIPTION
1 B4002	Swan Neck
2 B1518	Gun Plug Housing c/w Nut
3 B1519	Gun Plug Nut c/w Insert

E Liners	
See page 114 for full range	
STOCK CODE	DESCRIPTION
B2524-30	Steel 1.0-1.2mm (.040-.045") x 3m
B2524-40	Steel 1.0-1.2mm (.040-.045") x 4m
B2524-50	Steel 1.0-1.2mm (.040-.045") x 5m
B3631-30*	Steel 1.6mm (1/16") x 3m
B3631-40*	Steel 1.6mm (1/16") x 4m
B3631-50*	Steel 1.6mm (1/16") x 5m Yellow
B4631-30	Steel 2.0-2.4mm (.080-.090") x 3m
B4631-40	Steel 2.0-2.4mm (.080-.090") x 4m
B4631-50	Steel 2.0-2.4mm (.080-.090") x 5m
B2513-30	Teflon 1.0-1.2mm (.040-.045") x 3m
B2513-40	Teflon 1.0-1.2mm (.040-.045") x 4m
B2513-50	Teflon 1.0-1.2mm (.040-.045") x 5m

FULL PARTS BREAKDOWN AVAILABLE
visit www.parweld.com for more information.

ALTERNATIVE ENDS AVAILABLE
See pages 164 - 165 for more information.

Nozzles

A

90mm (3.54")

Ø26mm Bore Ø22mm

STOCK CODE	STYLE	BORE
B4017*	Conical	18mm (5/7")

Contact Tips

B

30mm (1.18")

Ø1.0mm M8

STOCK CODE	WIRE SIZE	MATERIAL
B4014-10	1.0mm (.040")	ECu
B4014-12*	1.2mm (.045")	ECu
B4014-14	1.4mm (.055")	ECu
B4014-16	1.6mm (1/16")	ECu
B4014-20	2.0mm (5/64")	ECu
B4014-24	2.4mm (.090")	ECu
B4014-10CR	1.0mm (.040")	ECu, CR Plated
B4014-12CR	1.2mm (.045")	ECu, CR Plated
B4014-10A	1.0mm (.040")	ECu, Al
B4014-12A	1.2mm (.045")	ECu, Al
B4014-16A	1.6mm (1/16")	ECu, Al
B4015-10	1.0mm (.040")	CuCrZr
B4015-12	1.2mm (.045")	CuCrZr
B4015-14	1.4mm (.055")	CuCrZr
B4015-16	1.6mm (1/16")	CuCrZr
B4015-20	2.0mm (5/64")	CuCrZr
B4015-24	2.4mm (.090")	CuCrZr

Tip Adaptors

C

43mm (1.69")

M8 M8

STOCK CODE	TIP THREAD
B4005*	M8

Diffusers

D

35mm (1.38")

Ø12mm B4003C Ø19mm

STOCK CODE	COLOUR
B4003B	Black
B4003C*	Ceramic

ROLL MARKING

All Parweld consumables are roll marked to enable you to identify genuine Parweld product.

* Denotes standard build



PRO-GRIP MAX[®] 401W

WATER COOLED MIG TORCH

400A CO₂ 350A Mixed Gas @ 100% Duty Cycle, EN60974-7, 0.8mm-1.2mm (.030"-0.045") Wires



STOCK CODE	DESCRIPTION
B4001-30ER	Torch c/w Euro Fitting x 3m
B4001-40ER	Torch c/w Euro Fitting x 4m
B4001-50ER	Torch c/w Euro Fitting x 5m

STOCK CODE	DESCRIPTION
1 B4011	Swan Neck
2 B5022	Gun Plug Housing c/w Lock Nut and Hose Supports
3 B1519	Gun Plug Nut c/w Insert

E Liners See page 114 for full range	
STOCK CODE	DESCRIPTION
B5033-30*	Plain 1.0-1.2mm (.040-.045") x 3m
B5033-40*	Plain 1.0-1.2mm (.040-.045") x 4m
B5033-50*	Plain 1.0-1.2mm (.040-.045") x 5m
B2513-30	Teflon 1.0-1.2mm (.040-.045") x 3m
B2513-40	Teflon 1.0-1.2mm (.040-.045") x 4m
B2513-50	Teflon 1.0-1.2mm (.040-.045") x 5m

FULL PARTS BREAKDOWN AVAILABLE
visit www.parweld.com for more information.

ALTERNATIVE ENDS AVAILABLE
See pages 164 - 165 for more information.

Nozzles

A

STOCK CODE	STYLE	BORE
B5027	Cylindrical	19mm (3/4")
B5028*	Conical	16mm (5/8")
B5029	Tapered	14mm (9/16")

Contact Tips

B

STOCK CODE	WIRE SIZE	MATERIAL
B4014-08	0.8mm (.030")	ECu
B4014-09	0.9mm (.035")	ECu
B4014-10	1.0mm (.040")	ECu
B4014-12*	1.2mm (.045")	ECu
B4014-10CR	1.0mm (.040")	ECu, CR Plated
B4014-12CR	1.2mm (.045")	ECu, CR Plated
B4014-10A	1.0mm (.040")	ECu, Al
B4014-12A	1.2mm (.045")	ECu, Al
B4015-08	0.8mm (.030")	ECu
B4015-10	1.0mm (.040")	CuCrZr
B4015-12	1.2mm (.045")	CuCrZr

Tip Adaptors

D

STOCK CODE	TIP THREAD
B5001*	M8

Diffusers

C

STOCK CODE	COLOUR
B5005B	Black
B5005C*	Ceramic
B5005W	White

ROLL MARKING

All Parweld consumables are roll marked to enable you to identify genuine Parweld product.

* Denotes standard build



PRO-GRIP MAX[®] 400W

DOUBLE COOLED WATER COOLED MIG TORCH

400A CO₂ 350A Mixed Gas @ 100% Duty Cycle, EN60974-7, 0.8mm-1.2mm (.030"-0.045") Wires



Double Water Cooled
Ideal for Pulse Applications

STOCK CODE	DESCRIPTION
PRO4400-30ER	Torch Package c/w Euro Fitting x 3m
PRO4400-40ER	Torch Package c/w Euro Fitting x 4m
PRO4400-50ER	Torch Package c/w Euro Fitting x 5m

STOCK CODE	DESCRIPTION
1 B4403	Isolating Ring
2 B4410	Nozzle Seat
3 B4402	Swan Neck
4 B5022	Gun Plug Housing c/w Lock Nut and Hose Supports
5 B1519	Gun Plug Nut c/w Insert

D Liners See page 114 for full range	
STOCK CODE	DESCRIPTION
B5033-30	Plain 1.0-1.2mm (.040-.045") x 3m
B5033-40	Plain 1.0-1.2mm (.040-.045") x 4m
B5033-50	Plain 1.0-1.2mm (.040-.045") x 5m
B5034-30*	Plain 1.2-1.6mm (.045-1/16") x 3m
B5034-40*	Plain 1.2-1.6mm (.045-1/16") x 4m
B5034-50	Plain 1.2-1.6mm (.045-1/16") x 5m
B2513-30	Teflon 1.0-1.2mm (.040-.045") x 3m
B2513-40	Teflon 1.0-1.2mm (.040-.045") x 4m
B2513-50	Teflon 1.0-1.2mm (.040-.045") x 5m
B3626-30	Teflon 1.2-1.6mm (.045-1/16") x 3m
B3626-40	Teflon 1.2-1.6mm (.045-1/16") x 4m
B3626-50	Teflon 1.2-1.6mm (.045-1/16") x 5m

FULL PARTS BREAKDOWN AVAILABLE
visit www.parweld.com for more
information.

ALTERNATIVE ENDS
AVAILABLE
See pages 164 - 165 for more
information.

Nozzles

A

STOCK CODE	STYLE	BORE
B4408	Cylindrical	19mm (3/4")
B4407*	Conical	16mm (5/8")
B4409	Tapered	14mm (9/16")

Contact Tips

B

STOCK CODE	WIRE SIZE	MATERIAL
B4014-08	0.8mm (.035")	ECu
B4014-09	0.9mm (.035")	ECu
B4014-10	1.0mm (.040")	ECu
B4014-12*	1.2mm (.045")	ECu
B4014-10CR	1.0mm (.040")	ECu, CR Plated
B4014-12CR	1.2mm (.045")	ECu, CR Plated
B4014-10A	1.0mm (.040")	ECu, Al
B4014-12A	1.2mm (.045")	ECu, Al
B4015-10	1.0mm (.040")	CuCrZr
B4015-12	1.2mm (.045")	CuCrZr

Tip Adaptors

C

STOCK CODE	TIP THREAD
B4401	M8

UPDATED

Power cables increased from 12 to 16mm² copper cable reducing operating temperatures and increasing current carrying capacity.

ROLL MARKING

All Parweld consumables are roll marked to enable you to identify genuine Parweld product.


* Denotes standard build



PRO-GRIP MAX[®] 501W

WATER COOLED MIG TORCH

520A CO₂ 430A Mixed Gas @ 100% Duty Cycle, EN60974-7, 1.0mm-1.6mm (.040"-1/16") Wires



STOCK CODE	DESCRIPTION
PRO5000-30ER	Torch c/w Euro Fitting x 3m
PRO5000-40ER	Torch c/w Euro Fitting x 4m
PRO5000-50ER	Torch c/w Euro Fitting x 5m

STOCK CODE	DESCRIPTION
1 B5002	Swan Neck
2 B5022	Gun Plug Housing c/w Lock Nut and Hose Supports
3 B1519	Gun Plug Nut c/w Insert

F Liners	
See page 114 for full range	
STOCK CODE	DESCRIPTION
B5033-30	Plain 1.0mm-1.2mm (.040-.045") x 3m
B5033-40	Plain 1.0mm-1.2mm (.040-.045") x 4m
B5033-50	Plain 1.0mm-1.2mm (.040-.045") x 5m
B5034-30*	Plain 1.2mm-1.6mm (.045-1/16") x 3m
B5034-40*	Plain 1.2mm-1.6mm (.045-1/16") x 4m
B5034-50*	Plain 1.2mm-1.6mm (.045-1/16") x 5m
B2513-30	Teflon 1.0mm-1.2mm (.040-.045") x 3m
B2513-40	Teflon 1.0mm-1.2mm (.040-.045") x 4m
B2513-50	Teflon 1.0mm-1.2mm (.040-.045") x 5m
B3626-30	Teflon 1.2mm-1.6mm (.045-1/16") x 3m
B3626-40	Teflon 1.2mm-1.6mm (.045-1/16") x 4m
B3626-50	Teflon 1.2mm-1.6mm (.045-1/16") x 5m

FULL PARTS BREAKDOWN AVAILABLE
visit www.parweld.com for more information.

ALTERNATIVE ENDS AVAILABLE
See pages 164 - 165 for more information.

Nozzles

A

STOCK CODE	STYLE	BORE
B5027	Cylindrical	19mm (3/4")
B5028*	Conical	16mm (5/8")
B5029	Tapered	14mm (9/16")

E

STOCK CODE	STYLE	BORE
B5028HD	HD Conical	16mm (5/8")

Contact Tips

B

STOCK CODE	WIRE SIZE	MATERIAL
B4014-09	0.9mm (.035")	ECu
B4014-10	1.0mm (.040")	ECu
B4014-12*	1.2mm (.045")	ECu
B4014-14	1.4mm (.055")	ECu
B4014-16	1.6mm (1/16")	ECu
B4014-10CR	1.0mm (.040")	ECu, CR Plated
B4014-12CR	1.2mm (.045")	ECu, CR Plated
B4014-10A	1.0mm (.040")	ECu, Al
B4014-12A	1.2mm (.045")	ECu, Al
B4014-16A	1.6mm (1/6")	ECu, Al
B4015-10	1.0mm (.040")	CuCrZr
B4015-12	1.2mm (.045")	CuCrZr
B4015-14	1.4mm (.055")	CuCrZr
B4015-16	1.6mm (1/6")	CuCrZr

Tip Adaptors

D

STOCK CODE	TIP THREAD
B5001*	M8

Diffusers

C

STOCK CODE	COLOUR
B5005B	Black
B5005C*	Ceramic
B5005W	White

UPDATED

Power cables increased from 12 to 16mm² copper cable reducing operating temperatures and increasing current carrying capacity.

ROLL MARKING

All Parweld consumables are roll marked to enable you to identify genuine Parweld product.


* Denotes standard build



PRO-GRIP MAX[®] 501W EXT

WATER COOLED MIG TORCH

520A CO₂, 430A Mixed Gas @ 100% Duty Cycle, EN60974-7, 1.0mm-1.6mm (.040"-1/16") Wires



STOCK CODE	DESCRIPTION
PRO500L-30ER	Torch c/w Euro Fitting x 3m
PRO500L-40ER	Torch c/w Euro Fitting x 4m
PRO500L-50ER	Torch c/w Euro Fitting x 5m

STOCK CODE	DESCRIPTION
1 B5002L	Swan Neck
2 B5022	Gun Plug Housing c/w Lock Nut and Hose Supports
3 B1519	Gun Plug Nut c/w Insert

D Liners See page 114 for full range	
STOCK CODE	DESCRIPTION
B5033-30	Plain 1.0-1.2mm (.040-.045") x 3m
B5033-40	Plain 1.0-1.2mm (.040-.045") x 4m
B5033-50	Plain 1.0-1.2mm (.040-.045") x 5m
B5034-30*	Plain 1.2-1.6mm (.045-1/16") x 3m
B5034-40*	Plain 1.2-1.6mm (.045-1/16") x 4m
B5034-50	Plain 1.2-1.6mm (.045-1/16") x 5m
B2513-30	Teflon 1.0-1.2mm (.040-.045") x 3m
B2513-40	Teflon 1.0-1.2mm (.040-.045") x 4m
B2513-50	Teflon 1.0-1.2mm (.040-.045") x 5m
B3626-30	Teflon 1.2-1.6mm (.045-1/16") x 3m
B3626-40	Teflon 1.2-1.6mm (.045-1/16") x 4m
B3626-50	Teflon 1.2-1.6mm (.045-1/16") x 5m

FULL PARTS BREAKDOWN AVAILABLE
visit www.parweld.com for more
information.

**ALTERNATIVE ENDS
AVAILABLE**
See pages 164 - 165 for more
information.

Nozzles

A

STOCK CODE	STYLE	BORE
B5027	Cylindrical	19mm (3/4")
B5028*	Conical	16mm (5/8")
B5029	Tapered	14mm (9/16")

E

STOCK CODE	STYLE	BORE
B5028HD	HD Conical	16mm (5/8")

Contact Tips

B

STOCK CODE	WIRE SIZE	MATERIAL
B4014-10	1.0mm (.040")	ECu
B4014-12*	1.2mm (.045")	ECu
B4014-14	1.4mm (.055")	ECu
B4014-16	1.6mm (1/16")	ECu
B4014-10CR	1.0mm (.040")	ECu, CR Plated
B4014-12CR	1.2mm (.045")	ECu, CR Plated
B4014-10A	1.0mm (.040")	ECu, Al
B4014-12A	1.2mm (.045")	ECu, Al
B4014-16A	1.6mm (1/6")	ECu, Al
B4015-10	1.0mm (.040")	CuCrZr
B4015-12	1.2mm (.045")	CuCrZr
B4015-14	1.4mm (.055")	CuCrZr
B4015-16	1.6mm (1/6")	CuCrZr

Tip Adaptors

D

STOCK CODE	TIP THREAD
B5001*	M8

Diffusers

C

STOCK CODE	COLOUR
B5005B	Black
B5005C*	Ceramic
B5005W	White

ROLL MARKING

All Parweld consumables are roll marked to enable you to identify genuine Parweld product.

* Denotes standard build



PRO-GRIP® 550W

DOUBLE COOLED WATER COOLED MIG TORCH

550A CO₂, 500A Mixed Gas @ 100% Duty Cycle, EN60974-7, 1.0mm-1.6mm (.030"-1/16") Wires



Double Water Cooled
Ideal for Pulse Applications

STOCK CODE	DESCRIPTION
B5500-30ER	Torch Package c/w Euro Fitting x 3m
B5500-40ER	Torch Package c/w Euro Fitting x 4m
B5500-50ER	Torch Package c/w Euro Fitting x 5m


STOCK CODE	DESCRIPTION
1 B5502	Swan Neck
2 B5022	Gun Plug Housing c/w Lock Nut and Hose Supports
3 B1519	Gun Plug Nut c/w Insert

F Liners	
See page 114 for full range	
STOCK CODE	DESCRIPTION
B5033-30	Plain 1.0-1.2mm (.040-.045") x 3m
B5033-40	Plain 1.0-1.2mm (.040-.045") x 4m
B5033-50	Plain 1.0-1.2mm (.040-.045") x 5m
B5034-30*	Plain 1.2-1.6mm (.045-1/16") x 3m
B5034-40*	Plain 1.2-1.6mm (.045-1/16") x 4m
B5034-50	Plain 1.2-1.6mm (.045-1/16") x 5m
B2513-30	Teflon 1.0-1.2mm (.040-.045") x 3m
B2513-40	Teflon 1.0-1.2mm (.040-.045") x 4m
B2513-50	Teflon 1.0-1.2mm (.040-.045") x 5m
B3626-30	Teflon 1.2-1.6mm (.045-1/16") x 3m
B3626-40	Teflon 1.2-1.6mm (.045-1/16") x 4m
B3626-50	Teflon 1.2-1.6mm (.045-1/16") x 5m

FULL PARTS BREAKDOWN AVAILABLE
visit www.parweld.com for more information.

ALTERNATIVE ENDS AVAILABLE
See pages 164 - 165 for more information.

Nozzles

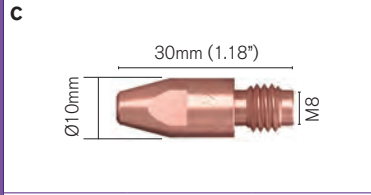


STOCK CODE	STYLE	BORE
B5027	Cylindrical	19mm (3/4")
B5028*	Conical	16mm (5/8")
B5029	Tapered	14mm (9/16")



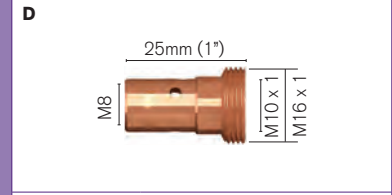
B5028HD	HD Conical	16mm (5/8")
---------	------------	-------------

Contact Tips




STOCK CODE	WIRE SIZE	MATERIAL
B4014-10	1.0mm (.040")	ECu
B4014-12*	1.2mm (.045")	ECu
B4014-14	1.4mm (.055")	ECu
B4014-16	1.6mm (1/16")	ECu
B4014-10CR	1.0mm (.040")	ECu, CR Plated
B4014-12CR	1.2mm (.045")	ECu, CR Plated
B4014-10A	1.0mm (.040")	ECu, Al
B4014-12A	1.2mm (.045")	ECu, Al
B4014-16A	1.6mm (1/6")	ECu, Al
B4015-10	1.0mm (.040")	CuCrZr
B4015-12	1.2mm (.045")	CuCrZr
B4015-14	1.4mm (.055")	CuCrZr
B4015-16	1.6mm (1/6")	CuCrZr

Tip Adaptors



STOCK CODE	TIP THREAD
B5512*	M8 (copper)

Diffusers



STOCK CODE	COLOUR
B5005B	Black
B5005C*	Ceramic
B5005W	White

ROLL MARKING

All Parweld consumables are roll marked to enable you to identify genuine Parweld product.


* Denotes standard build



SB 501W AUTO

WATER COOLED AUTOMATIC MIG TORCH

520A CO₂ 430A Mixed Gas @ 100% Duty Cycle, EN60974-7, 1.0mm-1.6mm (.040"-1/16") Wires




STOCK CODE	DESCRIPTION
B5000-30A	Torch Package c/w Euro Fitting x 3m
B5000-40A	Torch Package c/w Euro Fitting x 4m
B5000-50A	Torch Package c/w Euro Fitting x 5m

STOCK CODE	DESCRIPTION
1 B5002A	Auto Straigh Neck
2 B3630	Automatic Handle and Support
3 B5022	Gun Plug Housing c/w Lock Nut and Hose Supports
4 B1519	Gun Plug Nut c/w Insert

F Liners See page 114 for full range	
STOCK CODE	DESCRIPTION
B5033-30	Plain 1.0-1.2mm (.040-.045") x 3m
B5033-40	Plain 1.0-1.2mm (.040-.045") x 4m
B5034-30*	Plain 1.2-1.6mm (.045-1/16") x 3m
B5034-40*	Plain 1.2-1.6mm (.045-1/16") x 4m
B4033-30	Plain 2.0-2.4mm (.080-.090") x 3m
B4033-40	Plain 2.0-2.4mm (.080-.090") x 4m
B2513-30	Teflon 1.0-1.2mm (.040-.045") x 3m
B2513-40	Teflon 1.0-1.2mm (.040-.045") x 4m
B3626-30	Teflon 1.2-1.6mm (.045-1/16") x 3m
B3626-40	Teflon 1.2-1.6mm (.045-1/16") x 4m

FULL PARTS BREAKDOWN AVAILABLE
visit www.parweld.com for more information.

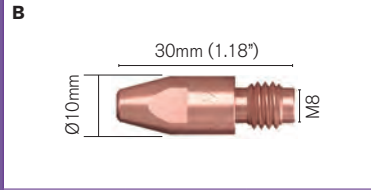
ALTERNATIVE ENDS AVAILABLE
See pages 164 - 165 for more information.

Nozzles



STOCK CODE	STYLE	BORE
B5027	Cylindrical	19mm (3/4")
B5028*	Conical	16mm (5/8")
B5029	Tapered	14mm (9/16")




B5028HD	HD Conical	16mm (5/8")
---------	------------	-------------

Contact Tips


STOCK CODE	WIRE SIZE	MATERIAL
B4014-10	1.0mm (.040")	ECu
B4014-12*	1.2mm (.045")	ECu
B4014-14	1.4mm (.055")	ECu
B4014-16	1.6mm (1/16")	ECu
B4014-10CR	1.0mm (.040")	ECu, CR Plated
B4014-12CR	1.2mm (.045")	ECu, CR Plated
B4014-10A	1.0mm (.040")	ECu, Al
B4014-12A	1.2mm (.045")	ECu, Al
B4014-16A	1.6mm (1/16")	ECu, Al
B4015-10	1.0mm (.040")	CuCrZr
B4015-12	1.2mm (.045")	CuCrZr
B4015-14	1.4mm (.055")	CuCrZr
B4015-16	1.6mm (1/16")	CuCrZr

Tip Adaptors


STOCK CODE	TIP THREAD
B5001*	M8

Diffusers


STOCK CODE	COLOUR
B5005B	Black
B5005C*	Ceramic
B5005W	White

ROLL MARKING

All Parweld consumables are roll marked to enable you to identify genuine Parweld product.

* Denotes standard build



BZL PUSH PULL

KEY FEATURES



BZL DESIGN

Same quality features as the Pro-Grip Max® BZL Range.

Quick change neck with dedicated neck liners.

PERFORMANCE

Dramatically reduced welder fatigue due to light weight, weighing in at only **1.8KG** - almost 1kg less than competitors push pull torches.

Ergonomic handle gives maximum comfort and grip, perfectly balanced for heavy use.

CONTROL

Torch can be ordered with interface units compatible to your power source and will suit almost any power source configuration.

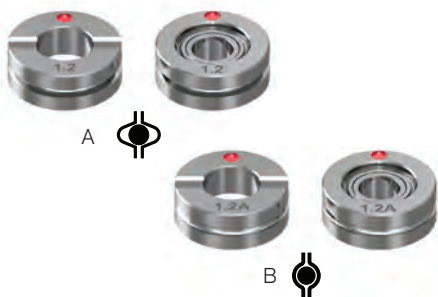
Remote speed control on the torch is available as an option.

**TWC FRONT END OPTION
AVAILABLE**

Speak to sales for more information.

		PP 360A	PP 400W
STOCK CODE	6M	SB36P3500-60E	SB40P3500-60E
	8M	SB36P3500-80E	SB40P3500-80E
	10M	SB36P3500-10E	SB40P3500-10E
COOLING		Air	Water
MIXED GAS (80/20)		270A	350A
CO ₂		300A	400A
DUTY CYCLE		60%	100%
WIRE SIZE		0.8mm-1.2mm (.030-.045")	0.8mm-1.6mm (.030"-1/16")

WIRE ROLL SETS




Hard Wire Roll Sets - Plain V Groove

STOCK CODE	WIRE SIZE	COLOUR	WIRES
A PP08RS	0.8mm (.030")	White □	Fe, Ss
PP09RS	0.9mm (.035")	Green ■	Fe, Ss
PP10RS	1.0mm (.040")	Blue ■	Fe, Ss
PP12RS	1.2mm (.045")	Red ■	Fe, Ss
PP14RS	1.4mm (.055")	Black ■	Fe, Ss
PP16RS	1.6mm (1/16")	Yellow ■	Fe, Ss

Soft Wire Roll Sets - Plain U Groove

STOCK CODE	WIRE SIZE	COLOUR	WIRES
B PP08ARS	0.8mm (.030")	White □	Al
PP09ARS	0.9mm (.035")	Green ■	Al
PP10ARS	1.0mm (.040")	Blue ■	Al
PP12ARS	1.2mm (.045")	Red ■	Al
PP14ARS	1.4mm (.055")	Black ■	Al
PP16ARS	1.6mm (1/16")	Yellow ■	Al

BZL PUSH PULL - HOW TO ORDER



Package Stock Code Example:

BZL 360A push pull, 3.5" long x straight neck, 8 metre long cable, Euro machine connection with a torch mounted remote speed control and universal driver module.

SB36 P 35 00 - 80 E R U

1. NECK MODEL		2. NECK LENGTH		3. NECK ANGLE		4. CABLE LENGTH		5. MACHINE CONNECTION		6. SPEED CONTROL	
STOCK CODE	MODEL	STOCK CODE	LENGTH	STOCK CODE	ANGLE	STOCK CODE	LENGTH	STOCK CODE	TYPE	STOCK CODE	DESCRIPTION
SB36	360A	35	89mm (3.5")	00	Straight	60	6m (20ft)	E	Euro		No Machine Mounted Speed Control
SB40	400W	40	102mm (4")	05	5°	80	8m (26ft)	M	Miller®	R	Torch Mounted Remote Speed Control
		45	114mm (4.5")	30	30°	10	10m (33ft)	N	NAS		
		60	153mm (6")	45	45°			H	Hobart®		
		90	229mm (9")	60	60°			L	Lincoln®		
		12	305mm (12")	80	80°			T	Tweco®		
		18	457mm (18")								

TORCH TYPE	
STOCK CODE	DESCRIPTION
P	Push Pull

7. DRIVER MODULE	
STOCK CODE	DESCRIPTION
U	Universal 18 -to-42V AC/DC Driver Module
2	24V DC Converter Driver Module
4	42V DC Converter Driver Module
	No Driver Module

ALTERNATIVE ENDS AVAILABLE
See pages 164 - 165 for more information.

BZL PUSH PULL - DRIVE MODULES

18 - 42V AC/DC UNIVERSAL DRIVER MODULE

For machines with no push-pull gun drive control option.

Mounted on or in the machine/feed unit. It is hard wired into the machines power and triggering circuits.

The module can be connected to an AC or DC supply voltage within a range of 18 to 42V and it will convert the voltage to suit the drive motor.



STOCK CODE	DESCRIPTION
PP0117	Motor Driver Control Module (18-42V AC/VDC Input)

24V DC OR 42V DC DRIVER MODULE

For use with machines that have a 24V DC or 42V DC rated push-pull gun motor speed control output option.

Mounted in-line between the torch control lead and the machine/push feed unit. Connected to the control socket*.

Converts the machines drive output from 24V DC or 42V DC, to the correct voltage for Parweld push-pull torch motor.



*A machine control socket compatible plug must be purchased in addition and can be fitted to customer wiring specifications.

STOCK CODE	DESCRIPTION
PP0126-24	In Line Driver Module (24V DC)
PP0126-42	In Line Driver Module (42V DC)



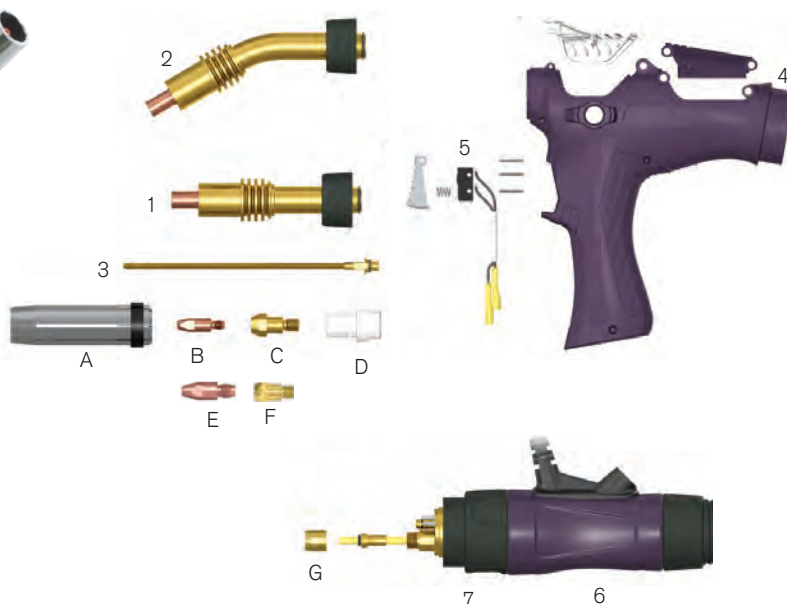
PUSH PULL 360A

AIR COOLED MIG TORCH

300A CO₂ 270A Mixed Gas @ 60% duty cycle, EN60974-7, 0.8mm-1.2mm (.030"-.045") wires

AVAILABLE 2019

NEW



STOCK CODE	6M	8M	10M	DESCRIPTION
SB36P3500	-60E	-80E	-10E	3.5 x 180° Neck, Euro
SB36P3500	-60ER	-80ER	-10ER	3.5 x 180° Neck, Euro, Remote
SB36P4545	-60E	-80E	-10E	4.5 x 45° Neck Euro
SB36P4545	-60ER	-80ER	-10ER	4.5 x 45° Neck, Euro Remote

STOCK CODE	DESCRIPTION
1 SB3603R30	SB 360A Straight Neck, 3.5° x 180°
2 SB3603R53	SB 360A Swan Neck, 4.5° x 30°
3 PX0812B	Neck Liner 0.8-1.2mm (.030-.045") Soft Wires
3 PP0109	Handle Kit c/w Screws, Ball Joint Lock Nut and Support
4 PP0112	Trigger Kit c/w Body Moulding, Microswitch, Spring and Dowels
5 PP0113	Gun Plug Housing c/w Lock Nut and Hose Support
6 PP2519	Gun Plug Nut c/w Insert

G Liners See page 114 for full range	
STOCK CODE	DESCRIPTION
B1536-60	Teflon 0.6-0.9mm (.025-.035") x 6m
B1536-80	Teflon 0.6-0.9mm (.025-.035") x 8m
B1536-10	Teflon 0.6-0.9mm (.025-.035") x 10m
B2513-60	Teflon 1.0-1.2mm (.040-.045") x 6m
B2513-80	Teflon 1.0-1.2mm (.040-.045") x 8m
B2513-10	Teflon 1.0-1.2mm (.040-.045") x 10m

FULL PARTS BREAKDOWN AVAILABLE
visit www.parweld.com for more
information.

ALTERNATIVE ENDS AVAILABLE
See pages 164 - 165 for more
information.

Nozzles

STOCK CODE	STYLE	BORE
B3615	Cylindrical	19mm (3/4")
B3616*	Conical	16mm (5/8")
B3617	Tapered	12mm (15/32")

Contact Tips

B

STOCK CODE	WIRE SIZE	MATERIAL
B2504-08	0.8mm (.030")	ECu
B2504-09	0.9mm (.035")	ECu
B2504-10	1.0mm (.040")	ECu
B2504-12*	1.2mm (.045")	ECu
B2504-08CR	0.8mm (.030")	ECu, CR Plated
B2504-10CR	1.0mm (.040")	ECu, CR Plated
B2504-12CR	1.2mm (.045")	ECu, CR Plated
B2504-10A	1.0mm (.040")	ECu, Al
B2504-12A	1.2mm (.045")	ECu, Al
B2505-08	0.8mm (.030")	CuCrZr
B2505-09	0.9mm (.035")	CuCrZr
B2505-10	1.0mm (.040")	CuCrZr
B2505-12	1.2mm (.045")	CuCrZr

E

B4014-08	0.8mm (.030")	ECu
B4014-09	0.9mm (.035")	ECu
B4014-10	1.0mm (.040")	ECu
B4014-12	1.2mm (.045")	ECu
B4014-10CR	1.0mm (.040")	ECu, CR Plated
B4014-12CR	1.2mm (.045")	ECu, CR Plated
B4014-10A	1.0mm (.040")	ECu, Al
B4014-12A	1.2mm (.045")	ECu, Al
B4015-08	0.8mm (.030")	CuCrZr
B4015-10	1.0mm (.040")	CuCrZr
B4015-12	1.2mm (.045")	CuCrZr

Tip Adaptors

C

STOCK CODE	LENGTH
B3612*	28.5mm
B3613	31.5mm

F

STOCK CODE	TIP THREAD
B3614	M8

Diffusers

D

STOCK CODE	COLOUR
B3605B	Black
B3605C*	Ceramic
B3605W	White

* Denotes standard build

DRIVE MODULE OPTIONS
See pages 109 for more information.

WIRE ROLL SETS
See pages 108 for more information.

ROLL MARKING
All Parweld consumables are roll marked to enable you to identify genuine Parweld product.



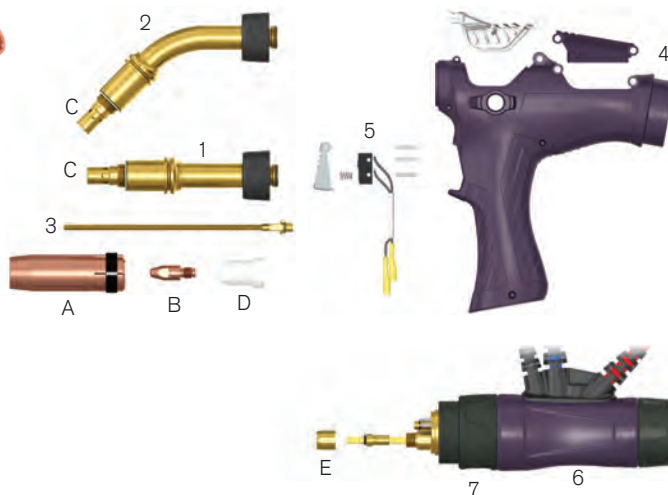
PUSH PULL 400W

WATER COOLED MIG WELDING TORCH

400A CO₂ 350A Mixed Gas @ 60% duty cycle, EN60974-7, 0.8mm-1.6mm (.030"-1/16") wires

AVAILABLE 2019

NEW



STOCK CODE	6M	8M	10M	DESCRIPTION
SB40P3500	-60E	-80E	-10E	3.5" x 180° Neck Euro
SB40P3500	-60ER	-80ER	-10ER	3.5" x 180° Neck, Euro Remote
SB40P4545	-60E	-80E	-10E	4.5" x 45° Neck, Euro
SB40P4545	-60ER	-80ER	-10ER	4.5" x 45° Neck, Euro Remote


STOCK CODE	DESCRIPTION
1 SB4011R30	SB400W Straight Neck, 3.5" x 180°
2 SB4011R55	SB 400W Swan Neck, 4.5" x 45°
3 PX0812B	Neck Liner, 0.8-1.2mm (.030-.045") Wires
4 PP0109	Handle Kit c/w Screws, Ball Joint Lock Nut and Support
5 PP0112	Trigger Kit c/w Body Moulding, Microswitch, Spring and Dowels
6 PP0213	Gun Plug Housing c/w Lock Nut and Hose Support
7 PP2519	Gun Plug Nut c/w Insert

E Liners	
See page 114 for full range	
STOCK CODE	DESCRIPTION
B2513-60	Teflon 1.0-1.2mm (.040-.045") x 6m
B2513-80	Teflon 1.0-1.2mm (.040-.045") x 8m
B2513-10	Teflon 1.0-1.2mm (.040-.045") x 10m
B3626-60	Plain 1.2-1.6mm (.045-1/16") x 6m
B3626-80	Plain 1.2-1.6mm (.045-1/16") x 8m
B3626-10	Plain 1.2-1.6mm (.045-1/16") x 10m

FULL PARTS BREAKDOWN AVAILABLE
visit www.parweld.com for more
information.

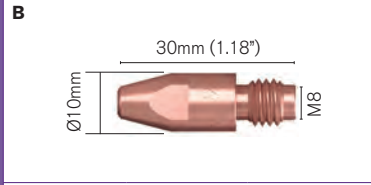
ALTERNATIVE ENDS AVAILABLE
See pages 164 - 165 for more
information.

Nozzles




STOCK CODE	STYLE	BORE
B5027	Cylindrical	19mm (3/4")
B5028*	Conical	16mm (5/8")
B5029	Tapered	14mm (9/16")

Contact Tips



STOCK CODE	WIRE SIZE	MATERIAL
B4014-08	0.8mm (.030")	ECu
B4014-10	1.0mm (.040")	ECu
B4014-12*	1.2mm (.045")	ECu
B4014-10CR	1.0mm (.040")	ECu, CR Plated
B4014-12CR	1.2mm (.045")	ECu, CR Plated
B4014-10A	1.0mm (.040")	ECu, Al
B4014-12A	1.2mm (.045")	ECu, Al
B4015-08	0.8mm (.030")	ECu
B4015-10	1.0mm (.040")	CuCrZr
B4015-12	1.2mm (.045")	CuCrZr

Tip Adaptors



STOCK CODE	TIP THREAD
B5001*	M8

Diffusers



STOCK CODE	COLOUR
B5005B	Black
B5005C*	Ceramic
B5005W	White

DRIVE MODULE OPTIONS
See pages 109 for more information.

WIRE ROLL SETS
See pages 108 for more information.

ROLL MARKING

All Parweld consumables are roll marked to enable you to identify genuine Parweld product.

* Denotes standard build




PRO-GRIP MAX[®] LINERS

		STOCK CODE	LENGTH	WIRE SIZE	SB 120A	SB 140A	PRO-GRIP MAX [®] 150A	SB230A	PRO-GRIP MAX [®] 240A	PRO-GRIP MAX [®] 250A	PRO-GRIP MAX [®] 260A	PRO-GRIP MAX [®] 360A	PRO-GRIP [®] 380A	PRO-GRIP [®] 400A	PRO-GRIP MAX [®] 240W	PRO-GRIP MAX [®] 350W	PRO-GRIP MAX [®] 401W	PRO-GRIP MAX [®] 501W	PUSH PULL 360A	PUSH PULL 400W	
A	Steel	B1435-30	3m	0.6-0.8mm (.023-.030")	■	□	□	□	□	□	□	□	□	□	□	□	□	□	□	□	
		B1435-40	4m	0.6-0.8mm (.023-.030")	■	□	□	□	□	□	□	□	□	□	□	□	□	□	□	□	
	Nylon	B1436-30	3m	1.2-1.6mm (.045-1/16")	■	□	□	□	□	□	□	□	□	□	□	□	□	□	□	□	
		B1436-40	4m	2.4mm (3/32")	■	□	□	□	□	□	□	□	□	□	□	□	□	□	□	□	
C	Steel	B1535-50	5m	0.6-0.9mm (.023-.035")	■	■	■	■	■	■	■	■	■	■	■	■	■	■	■	■	
		B1536-30++	3m	0.6-0.9mm (.023-.035")	■	■	■	■	■	■	■	■	■	■	■	■	■	■	■	■	
		B1536-40++	4m	0.6-0.9mm (.023-.035")	■	■	■	■	■	■	■	■	■	■	■	■	■	■	■	■	
B	Teflon	B1536-50++	5m	0.6-0.9mm (.023-.035")	■	■	■	■	■	■	■	■	■	■	■	■	■	■	■	■	
		B2524-50	5m	0.6-0.9mm (.023-.035")	■	■	■	■	■	■	■	■	■	■	■	■	■	■	■	■	
		B2513-30++	3m	1.0-1.2mm (.040-.045")	■	■	■	■	■	■	■	■	■	■	■	■	■	■	■	■	
C	Teflon	B2513-30++	4m	1.0-1.2mm (.040-.045")	■	■	■	■	■	■	■	■	■	■	■	■	■	■	■	■	
		B2513-30++	5m	1.0-1.2mm (.040-.045")	■	■	■	■	■	■	■	■	■	■	■	■	■	■	■	■	
		B3631-30	3m	1.6mm (1/16")	■	■	■	■	■	■	■	■	■	■	■	■	■	■	■	■	
B	Steel	B3631-40	4m	1.6mm (1/16")	■	■	■	■	■	■	■	■	■	■	■	■	■	■	■	■	
		B3631-50	5m	1.6mm (1/16")	■	■	■	■	■	■	■	■	■	■	■	■	■	■	■	■	
		B3626-30++	3m	1.2-1.6mm (.045-1/16")	■	■	■	■	■	■	■	■	■	■	■	■	■	■	■	■	
C	Teflon	B3626-40++	4m	1.2-1.6mm (.045-1/16")	■	■	■	■	■	■	■	■	■	■	■	■	■	■	■	■	
		B3626-50++	5m	1.2-1.6mm (.045-1/16")	■	■	■	■	■	■	■	■	■	■	■	■	■	■	■	■	
		B4631-30	3m	2.0-2.4mm (5/64-3/32")	■	■	■	■	■	■	■	■	■	■	■	■	■	■	■	■	
B	Steel	B4631-30	4m	2.0-2.4mm (5/64-3/32")	■	■	■	■	■	■	■	■	■	■	■	■	■	■	■	■	
		B4631-30	5m	2.0-2.4mm (5/64-3/32")	■	■	■	■	■	■	■	■	■	■	■	■	■	■	■	■	
		B5033-30	3m	1.0-1.2mm (.040-.045")	■	■	■	■	■	■	■	■	■	■	■	■	■	■	■	■	
B	Plain	B5033-40	4m	1.0-1.2mm (.040-.045")	■	■	■	■	■	■	■	■	■	■	■	■	■	■	■	■	
		B5033-50	5m	1.0-1.2mm (.040-.045")	■	■	■	■	■	■	■	■	■	■	■	■	■	■	■	■	
		B5034-30	3m	1.2-1.6mm (.045-1/16")	■	■	■	■	■	■	■	■	■	■	■	■	■	■	■	■	
A	Plain	B5034-40	4m	1.2-1.6mm (.045-1/16")	■	■	■	■	■	■	■	■	■	■	■	■	■	■	■	■	
		B5034-50	5m	1.2-1.6mm (.045-1/16")	■	■	■	■	■	■	■	■	■	■	■	■	■	■	■	■	
		B4033-30	3m	2.0-2.4mm (5/64-3/32")	■	■	■	■	■	■	■	■	■	■	■	■	■	■	■	■	
C	Polyamide	B4033-40	4m	2.0-2.4mm (5/64-3/32")	■	■	■	■	■	■	■	■	■	■	■	■	■	■	■	■	
		B4033-50	5m	2.0-2.4mm (5/64-3/32")	■	■	■	■	■	■	■	■	■	■	■	■	■	■	■	■	
		B1564-30++	3m	0.8-1.2mm (.030-.045")	■	■	■	■	■	■	■	■	■	■	■	■	■	■	■	■	
C	Carbon	B1564-40++	4m	0.8-1.2mm (.030-.045")	■	■	■	■	■	■	■	■	■	■	■	■	■	■	■	■	
		B1564-50++	5m	0.8-1.2mm (.030-.045")	■	■	■	■	■	■	■	■	■	■	■	■	■	■	■	■	
		B2564-30++	3m	1.2-1.6mm (.045-1/16")	■	■	■	■	■	■	■	■	■	■	■	■	■	■	■	■	
C	Teflon	B2564-40++	4m	1.2-1.6mm (.045-1/16")	■	■	■	■	■	■	■	■	■	■	■	■	■	■	■	■	
		B2564-50++	5m	1.2-1.6mm (.045-1/16")	■	■	■	■	■	■	■	■	■	■	■	■	■	■	■	■	
		B3564-30++	3m	1.6-2.0mm (1/16-5/64")	■	■	■	■	■	■	■	■	■	■	■	■	■	■	■	■	
C	Carbon	B3564-40++	4m	1.6-2.0mm (1/16-5/64")	■	■	■	■	■	■	■	■	■	■	■	■	■	■	■	■	
		B3564-50++	5m	1.6-2.0mm (1/16-5/64")	■	■	■	■	■	■	■	■	■	■	■	■	■	■	■	■	
		B2554-30++	3m	1.0-1.2mm (.040-.045")	■	■	■	■	■	■	■	■	■	■	■	■	■	■	■	■	
C	Teflon	B2554-40++	4m	1.0-1.2mm (.040-.045")	■	■	■	■	■	■	■	■	■	■	■	■	■	■	■	■	
		B2554-50++	5m	1.0-1.2mm (.040-.045")	■	■	■	■	■	■	■	■	■	■	■	■	■	■	■	■	
		B3554-30++	3m	1.2-1.6mm (.045-1/16")	■	■	■	■	■	■	■	■	■	■	■	■	■	■	■	■	
C	Carbon	B3554-40++	4m	1.2-1.6mm (.045-1/16")	■	■	■	■	■	■	■	■	■	■	■	■	■	■	■	■	
		B3554-50++	5m	1.2-1.6mm (.045-1/16")	■	■	■	■	■	■	■	■	■	■	■	■	■	■	■	■	
		PP1536-60	6m	0.6-0.9mm (.023-.035")	■	■	■	■	■	■	■	■	■	■	■	■	■	■	■	■	■
D	Teflon	PP1536-80	8m	0.6-0.9mm (.023-.035")	■	■	■	■	■	■	■	■	■	■	■	■	■	■	■	■	
		PP1536-10	10m	0.6-0.9mm (.023-.035")	■	■	■	■	■	■	■	■	■	■	■	■	■	■	■	■	■
		PP2513-60	6m	1.0-1.2mm (.040-.045")	■	■	■	■	■	■	■	■	■	■	■	■	■	■	■	■	■
		PP2513-80	8m	1.0-1.2mm (.040-.045")	■	■	■	■	■	■	■	■	■	■	■	■	■	■	■	■	■
		PP2513-10	6m	1.0-1.2mm (.040-.045")	■	■	■	■	■	■	■	■	■	■	■	■	■	■	■	■	■
		PP3626-60	10m	1.2-1.6mm (.045-1/16")	■	■	■	■	■	■	■	■	■	■	■	■	■	■	■	■	■
		PP3626-80	8m	1.2-1.6mm (.045-1/16")	■	■	■	■	■	■	■	■	■	■	■	■	■	■	■	■	■
PP3626-10	10m	1.2-1.6mm (.045-1/16")	■	■	■	■	■	■	■	■	■	■	■	■	■	■	■	■	■		

■ Solid Box = Recommended Liner
□ Clear Box = Compatible Liner

++ For optional Neck Liners please use the following codes.
B9000 for soft wires 0.8-1.0mm (.030"-.045"),
B9001 for 1.0-1.6mm (.040"-1/16")

0.6-0.9mm Wire ■ Blue
1.0-1.2mm Wire ■ Red
1.2-1.6mm Wire ■ Yellow
2.0-2.4mm Wire ■ Green



TWC



The Parweld TWC torch gives a robust, hardwearing performance.

The classic TWC design is popular throughout the world with professional welders.

Parweld now also offer the TWC with our ergonomic Pro-Grip Max® handle system with the comfort and manoeuvrability of our modern handle design.

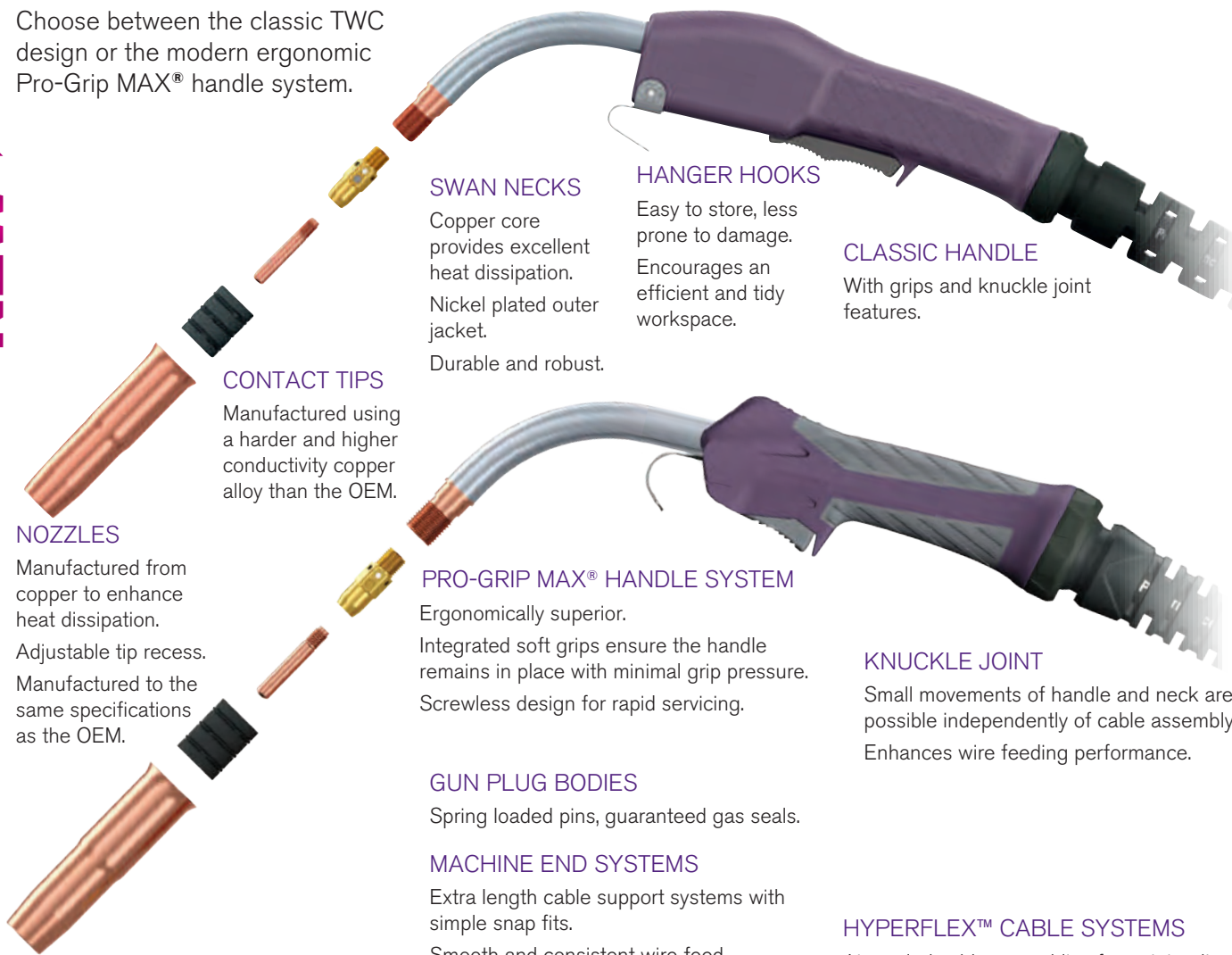
NOW AVAILABLE WITH PRO-GRIP® HANDLE SYSTEM



KEY FEATURES

Choose between the classic TWC design or the modern ergonomic Pro-Grip MAX® handle system.

NEW



SWAN NECKS

Copper core provides excellent heat dissipation.
Nickel plated outer jacket.
Durable and robust.

HANGER HOOKS

Easy to store, less prone to damage.
Encourages an efficient and tidy workspace.

CLASSIC HANDLE

With grips and knuckle joint features.

CONTACT TIPS

Manufactured using a harder and higher conductivity copper alloy than the OEM.

NOZZLES

Manufactured from copper to enhance heat dissipation.
Adjustable tip recess.
Manufactured to the same specifications as the OEM.

PRO-GRIP MAX® HANDLE SYSTEM

Ergonomically superior.
Integrated soft grips ensure the handle remains in place with minimal grip pressure.
Screwless design for rapid servicing.

KNUCKLE JOINT

Small movements of handle and neck are possible independently of cable assembly.
Enhances wire feeding performance.

GUN PLUG BODIES

Spring loaded pins, guaranteed gas seals.

MACHINE END SYSTEMS

Extra length cable support systems with simple snap fits.

Smooth and consistent wire feed.

Alternative connections available, see page 164-165.

HYPERFLEX™ CABLE SYSTEMS

Air cooled cable assemblies for outstanding flexibility and the highest heat and abrasion resistance of any known cable.

TWC FRONT END PUSH PULL TORCH OPTION AVAILABLE
Speak to sales for ordering information.



TWC TORCH RANGE



		PA NO 1	PA NO 2	PA NO 3	PA NO 4	PA NO 5
STOCK CODE	10FT	1-10E	2-10E	3-10E	4-10E	5-10E
	12FT	1-12E	2-12E	3-12E	4-12E	5-12E
	15FT	1-15E	2-15E	3-15E	4-15E	5-15E
COOLING		Air	Air	Air	Air	Air
RATING		180A CO ₂ 125A Mixed Gas @ 60%	200A CO ₂ 150A Mixed Gas @ 60%	300A CO ₂ 250A Mixed Gas @ 60%	400A CO ₂ 350A Mixed Gas @ 60%	500A CO ₂ 400A Mixed Gas @ 60%
WIRE SIZE		0.6mm-1.2mm (.023"-0.045")	0.6mm-1.2mm (.023"-0.045")	0.8mm-1.6mm (.030"-1/16")	0.8mm-2.0mm (.030"-5/64")	1.0mm-2.4mm (.040"-3/32")

PRO-GRIP MAX[®] TWC TORCH RANGE



		PRO GRIP MAX [®] PA NO 1	PRO GRIP MAX [®] PA NO 2	PRO GRIP MAX [®] PA NO 3	PRO GRIP MAX [®] PA NO 4
STOCK CODE	10FT	PRO1-10E	PRO2-10E	PRO3-10E	PRO4-10E
	12FT	PRO1-12E	PRO2-12E	PRO3-12E	PRO4-12E
	15FT	PRO1-15E	PRO2-15E	PRO3-15E	PRO4-15E
COOLING		Air	Air	Air	Air
RATING		180A CO ₂ 125A Mixed Gas @ 60%	230A CO ₂ 200A Mixed Gas @ 60%	260A CO ₂ 230A Mixed Gas @ 60%	320A CO ₂ 270A Mixed Gas @ 60%
WIRE SIZE		0.6mm-1.2mm (.023"-0.045")	0.6mm-1.2mm (.023"-0.045")	0.8mm-1.6mm (.030"-1/16")	0.8mm-2.0mm (.030"-5/64")


ALTERNATIVE ENDS AVAILABLE
See pages 164 - 165 for more information.



PA NO 1

AIR COOLED MIG TORCH

180A CO₂ 125A Mixed Gas @ 60% Duty Cycle, EN60974-7, 0.6mm-1.2mm (.023"-0.045") Wires



STOCK CODE	DESCRIPTION
1-10E	Torch Package x 10ft c/w Euro Fitting
1-12E	Torch Package x 12ft c/w Euro Fitting
1-15E	Torch Package x 15ft c/w Euro Fitting

STOCK CODE	DESCRIPTION
1 61-45	45° Conductor Tube
61-60°	60° Conductor Tube
2 71	Insulation Sleeve
3 X6RC	Gun Plug Housing c/w Nut
4 174X-2	Gun Plug Nut c/w Insert

D Liners See page 128 for full range	
STOCK CODE	DESCRIPTION
42-3035-15*	Steel 0.8-0.9mm (.030-.035") x 15ft
42N-3035-15	Nylon 0.8-0.9mm (.030-.035") x 15ft
42-4045-15	Steel 1.0-1.2mm (.040-.045") x 15ft

**PRO-GRIP MAX®
AVAILABLE**

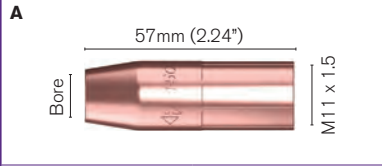
See page 117 for more
information

**ALTERNATIVE ENDS
AVAILABLE**

See pages 164 - 165 for
more information.

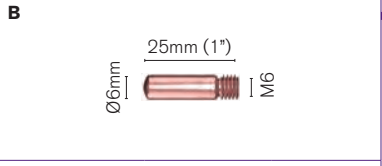
FULL PARTS BREAKDOWN AVAILABLE
visit www.parweld.com for more
information.

Self Insulated Nozzles



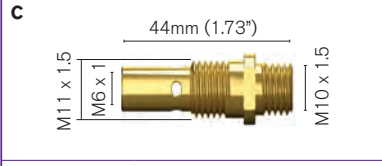
STOCK CODE	BORE
21-37	10mm (3/8")
21-50*	13mm (1/2")
21-62	16mm (5/8")

Contact Tips



STOCK CODE	WIRE SIZE	MATERIAL
11-23	0.6mm (.023")	ECu
11-30*	0.8mm (.030")	ECu
11-35	0.9mm (.035")	ECu
11-40	1.0mm (.040")	ECu
11-45	1.2mm (.045")	ECu

Gas Diffuser



STOCK CODE	WIRE SIZE
51*	0.8mm-1.2mm (.030"-0.045")
51-23	0.6mm (.023")



*Denotes standard build

ROLL MARKING


All Parweld consumables are roll marked to enable you to identify genuine Parweld product.



PA NO 2

AIR COOLED MIG TORCH

200A CO₂ 150A Mixed Gas @ 60% Duty Cycle, EN60974-7, 0.6mm-1.2mm (.023"- .045") Wires



STOCK CODE	DESCRIPTION
2-10E	Torch Package x 10ft c/w Euro Fitting
2-12E	Torch Package x 12ft c/w Euro Fitting
2-15E	Torch Package x 15ft c/w Euro Fitting

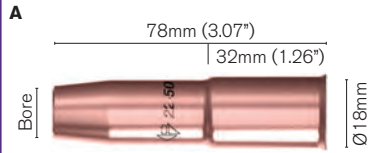
STOCK CODE	DESCRIPTION
1 62J45	45° Conductor Tube
62J60*	60° Conductor Tube
2 X6RC	Gun Plug Housing c/w Nut
3 174X-2	Gun Plug Nut c/w Insert

J Liners See page 128 for full range	
STOCK CODE	DESCRIPTION
42-3035-15*	Conduit 0.8-0.9mm (.030-.035") x 15ft
42-4045-15	Conduit 1.0-1.2mm (.040-.045") x 15ft
42N-3035-15	Nylon Conduit 0.8-0.9mm (.030-.035") x 15ft

**PRO-GRIP MAX®
AVAILABLE**
See page 117 for more
information

**ALTERNATIVE ENDS
AVAILABLE**
See pages 164 - 165 for
more information.

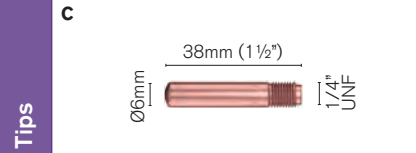
FULL PARTS BREAKDOWN AVAILABLE
visit www.parweld.com for more
information.

Adjustable Nozzles and Insulator


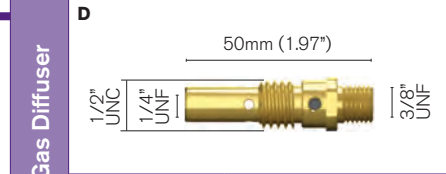
STOCK CODE	BORE
22-50	13mm (1/2")
22-62*	16mm (5/8")



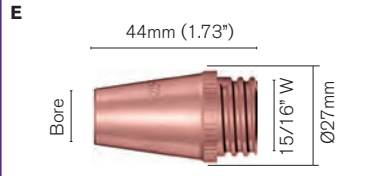
32*	Insulator
-----	-----------



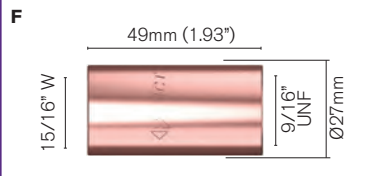
STOCK CODE	WIRE SIZE	MATERIAL
14-23	0.6mm (.023")	ECu
14-30*	0.8mm (.030")	ECu
14-35	0.9mm (.035")	ECu
14-40	1.0mm (.040")	ECu
14-45	1.2mm (.045")	ECu



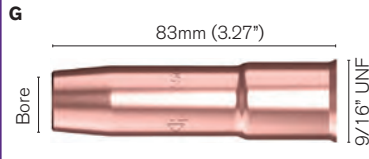
STOCK CODE	TIP THREAD
52*	1/4" UNF

Fixed Nozzle Coarse & Adjustable Insulator


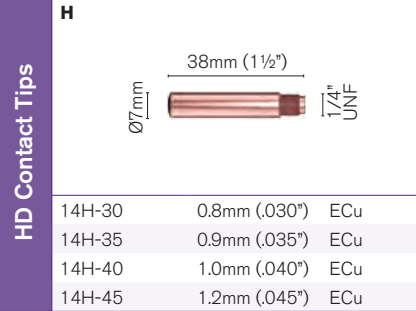
24CT-50S	13mm (1/2")
24CT-62S	16mm (5/8")
24CT-75S	19mm (3/4")



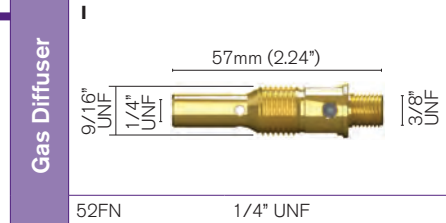
34CT	Insulator
------	-----------



23-50	13mm (1/2")
23-62	16mm (5/8")
23-75	19mm (3/4")



14H-30	0.8mm (.030")	ECu
14H-35	0.9mm (.035")	ECu
14H-40	1.0mm (.040")	ECu
14H-45	1.2mm (.045")	ECu



52FN	1/4" UNF
------	----------

* Denotes standard build

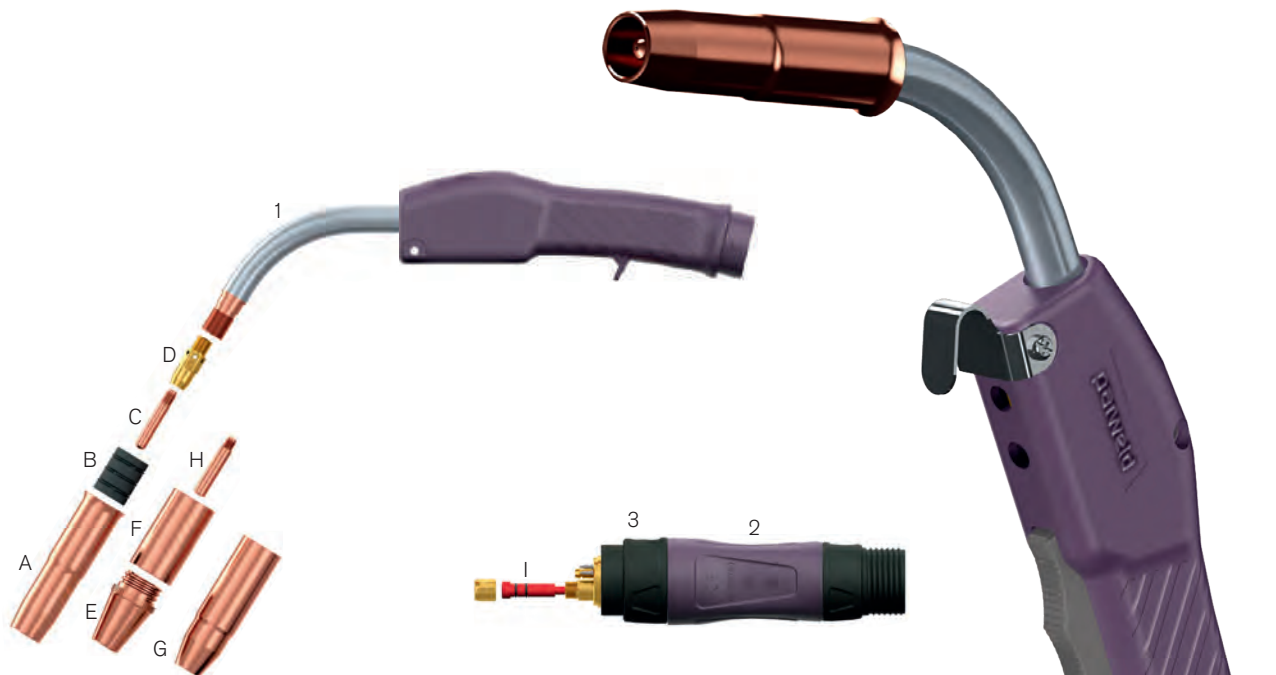
ROLL MARKING
All Parweld consumables are roll marked to enable you to identify genuine Parweld product.



PA NO 3

AIR COOLED MIG TORCH

300A CO₂ 250A Mixed Gas @ 60% Duty Cycle, EN60974-7, 0.8mm-1.6mm (.030"-1/16") Wires



STOCK CODE	DESCRIPTION
3-10E	Torch Package x 10ft c/w Euro Fitting
3-12E	Torch Package x 12ft c/w Euro Fitting
3-15E	Torch Package x 15ft c/w Euro Fitting


STOCK CODE	DESCRIPTION
1 63J45	45° Conductor Tube
63J60*	60° Conductor Tube
2 X6RC	Gun Plug Housing c/w Nut
3 174X-2	Gun Plug Nut c/w Insert

I Liners See page 128 for full range	
STOCK CODE	DESCRIPTION
44-3545-15*	Steel 0.9-1.2mm (.035"-.045") x 15ft
44-116-15	Steel 1.6mm (1/16") x 15ft
44N-3545-15	Nylon 0.9-1.2mm (.035"-.045") x 15ft
44N-116-15	Nylon 1.6mm (1/16") x 15ft

**PRO-GRIP MAX®
AVAILABLE**
See page 117 for more
information

**ALTERNATIVE ENDS
AVAILABLE**
See pages 164 - 165 for
more information.

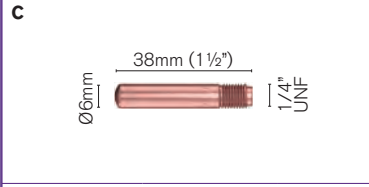
FULL PARTS BREAKDOWN AVAILABLE
visit www.parweld.com for more
information.

Adjustable Nozzle and Insulator


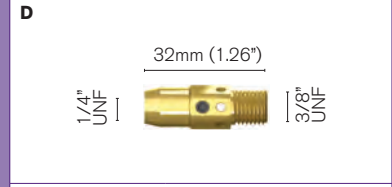
STOCK CODE	BORE
24A-50	13mm (1/2")
24A-62*	16mm (5/8")



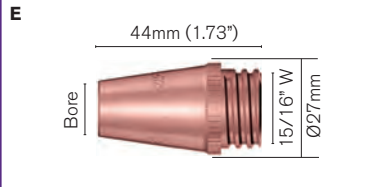
34A*	Insulator
------	-----------

Contact Tips


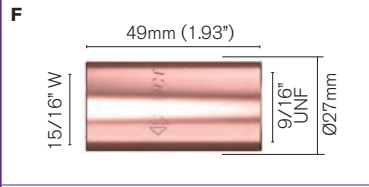
STOCK CODE	WIRE SIZE	MATERIAL
14-30	0.8mm (.030")	ECu
14-35	0.9mm (.035")	ECu
14-40*	1.0mm (.040")	ECu
14-45	1.2mm (.045")	ECu
14-52	1.3mm (.052")	ECu
14-116	1.6mm (1/16")	ECu

Gas Diffuser


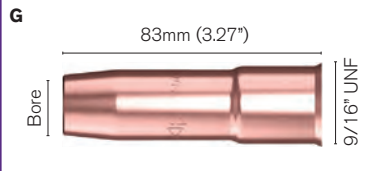
STOCK CODE	TIP THREAD
54A*	1/4" UNF

Self Insulated Nozzles Fixed Nozzle Coarse & Adjustable Insulator


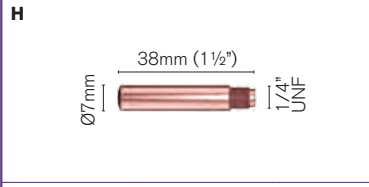
24CT-50S	13mm (1/2")
24CT-62S	16mm (5/8")
24CT-75S	19mm (3/4")



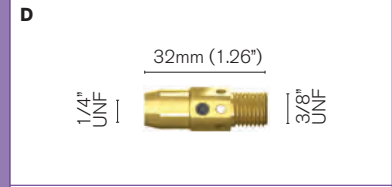
34CT	Insulator
------	-----------



23-50	13mm (1/2")
23-62	16mm (5/8")
23-75	19mm (3/4")

HD Contact Tips


14H-30	0.8mm (.030")	ECu
14H-35	0.9mm (.035")	ECu
14H-40	1.0mm (.040")	ECu
14H-45	1.2mm (.045")	ECu
14H-52	1.3mm (.052")	ECu
14H-116	1.6mm (1/16")	ECu
14AH-364	1.2mm (.045")	ECu

Gas Diffuser


54A*	1/4" UNF
------	----------

* Denotes standard build

ROLL MARKING


All Parweld consumables are roll marked to enable you to identify genuine Parweld product.



PA NO 4

AIR COOLED MIG TORCH

400A CO₂, 350A Mixed Gas @ 60% Duty Cycle, EN60974-7, 0.8mm-2.0mm (.030"-5/64") Wires



STOCK CODE	DESCRIPTION
4-10E	Torch Package c/w Euro Fitting
4-12E	Torch Package c/w Euro Fitting
4-15E	Torch Package c/w Euro Fitting

STOCK CODE	DESCRIPTION
1 64J45	45° Conductor Tube
64J60*	60° Conductor Tube
2 X6RC	Gun Plug Housing c/w Nut
3 174X-2	Gun Plug Nut c/w Insert

I Liners See page 128 for full range	
STOCK CODE	DESCRIPTION
44-3545-15*	Steel 0.9-1.2mm (.035"-.045") x 15ft
44-116-15	Steel 1.6mm (1/16") x 15ft
44-564-15	Steel 2.0mm (5/64") x 15ft
44N-116-15	Nylon 1.6mm (1/16") x 15ft

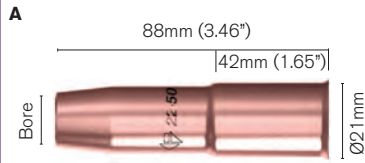
**PRO-GRIP MAX®
AVAILABLE**

See page 117 for more information


**ALTERNATIVE ENDS
AVAILABLE**

See pages 164 - 165 for more information.

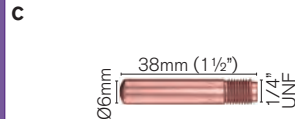
FULL PARTS BREAKDOWN AVAILABLE
visit www.parweld.com for more information.

Adjustable Nozzle and Insulator


STOCK CODE	BORE
24A-50	13mm (1/2")
24A-62*	16mm (5/8")
24A-75	19mm (3/4")



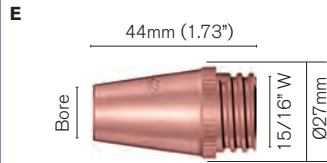
34A*	Insulator
------	-----------

Contact Tips



STOCK CODE	WIRE SIZE	MATERIAL
14-30	0.8mm (.030")	ECu
14-35	0.9mm (.035")	ECu
14-40	1.0mm (.040")	ECu
14-45*	1.2mm (.045")	ECu
14-52	1.3mm (.052")	ECu
14-116	1.6mm (1/16")	ECu
14-564	2.0mm (5/64")	ECu

Gas Diffuser

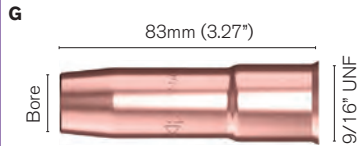

STOCK CODE	TIP THREAD
54A*	1/4" UNF

Fixed Nozzle Coarse & Adjustable Insulator


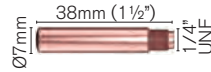
24CT-50S	13mm (1/2")
24CT-62S	16mm (5/8")
24CT-75S	19mm (3/4")



34CT	Insulator
------	-----------



24AH-50	13mm (1/2")
24AH-62	16mm (5/8")
24AH-75	19mm (3/4")

HD Contact Tips


14H-40	1.0mm (.040")	ECu
14H-45	1.2mm (.045")	ECu
14H-52	1.3mm (.052")	ECu
14H-116	1.6mm (1/16")	ECu
14H-564	2.0mm (5/64")	ECu
14AH-364	1.2mm (.045")	ECu

Gas Diffuser


54A*	1/4" UNF
------	----------

* Denotes standard build

ROLL MARKING


All Parweld consumables are roll marked to enable you to identify genuine Parweld product.



PA NO 5

AIR COOLED MIG TORCH

500A CO₂ 400A Mixed Gas @ 60% Duty Cycle, EN60974-7, 1.0mm-2.4mm (.040"-3/32") Wires



STOCK CODE	DESCRIPTION
5-10E	Torch Package x 10ft c/w Euro Fitting
5-12E	Torch Package x 12ft c/w Euro Fitting
5-15E	Torch Package x 15ft c/w Euro Fitting

STOCK CODE	DESCRIPTION
1 65J45	45° Conductor Tube
65J60*	60° Conductor Tube
2 X6RC	Gun Plug Housing c/w Nut
3 174X-2	Gun Plug Nut c/w Insert

E Liners See page 128 for full range	
STOCK CODE	DESCRIPTION
44-3545-15	Steel 0.9-1.2mm (.035"-.045") x 15ft
44-116-15*	Steel 1.6mm (1/16") x 15ft
44-564-15	Steel 2.0mm (5/64") x 15ft
45-3545-15	Steel 0.9-1.2mm (.035"-.045") x 15ft
45-116-15*	Steel 1.6mm (1/16") x 15ft Tweco®
45-564-15	Steel 2.0mm (5/64") x 15ft Tweco®
45-332-15	Steel 2.4mm (3/32") x 15ft Tweco®

FULL PARTS BREAKDOWN AVAILABLE
visit www.parweld.com for more
information.

**ALTERNATIVE ENDS
AVAILABLE**
See pages 164 - 165 for
more information.

Fixed Nozzles Coarse and Insulator

<p>A</p>	
STOCK CODE	BORE
25CT-50	13mm (1/2")
25CT-62*	16mm (5/8")
25CT-75	19mm (3/4")
<p>B</p>	
35CT*	Insulator

Flux Cored Contact Tips

<p>C</p>		
STOCK CODE	WIRE SIZE	MATERIAL
15HFC-40	1.0mm (.040")	ECu, Flux Cored
15HFC-45	1.2mm (.045")	ECu, Flux Cored
15HFC-116*	1.6mm (1/16")	ECu, Flux Cored
15HFC-564	2.0mm (5/64")	ECu, Flux Cored

Contact Tips

<p>D</p>		
15H-40	1.0mm (.040")	ECu
15H-45	1.2mm (.045")	ECu
15H-52	1.3mm (.052")	ECu
15H-116	1.6mm (1/16")	ECu
15H-564	2.0mm (5/64")	ECu
15H-332	2.4mm (3/32")	ECu

Gas Diffusers

<p>D</p>		
STOCK CODE	WIRE SIZE	TIP THREAD
55H	1.6mm (1/16")	5/6" UNF
55SW*	2.0mm (5/64")	5/6" UNF
55	2.4mm (.095")	5/6" UNF

*Denotes standard build

ROLL MARKING

All Parweld consumables are roll marked to enable you to identify genuine Parweld product.


TWC LINERS

		STOCK CODE	LENGTH	WIRE SIZE	PA NO. 1	PA NO. 2	PA NO. 3	PA NO. 4	PA NO. 5	PA NO. 5 Tweeco® End*
A	Steel Liner Conduit	42-3035-15	15ft	0.8-0.9mm (.030-.035")	■	■	□	□	□	
B	Steel Liner, Brass Nipple	A42-3035-15	15ft	0.8-0.9mm (.030-.035")	■	■	□	□	□	
	Nylon Liner, Brass Nipple	42N-3035-15	15ft	0.8-0.9mm (.030-.035")	■	■	□	□	□	
A	Steel Liner	42-4045-15	15ft	1.0-1.2mm (.040-.045")	■	■	□	□	□	
		42-4045-25	25ft	1.0-1.2mm (.040-.045")	■	■	□	□	□	
B	Steel Liner, Brass Nipple	A42-4045-15	15ft	1.0-1.2mm (.040-.045")	■	■	□	□	□	
A	Steel Liner	44-3545-15	15ft	0.9-1.2mm (.035-.045")			■	■	■	
		44-3545-25	25ft	0.9-1.2mm (.035-.045")			■	■	■	
B	Steel Liner, Brass Nipple	A44-3545-15	15ft	0.9-1.2mm (.035-.045")			■	■	■	
		A44-3545-25	25ft	0.9-1.2mm (.035-.045")			■	■	■	
	Nylon Liner, Brass Nipple	44N-3545-15	15ft	0.9-1.2mm (.035-.045")	■	■	■	■	■	
C	Teflon Liner	44TF-3545-15	15ft	1.2mm (.045")	■	■	■	■	■	
A	Steel Liner	44-116-15	15ft	1.6mm (1/16")			■	■	■	
		44-116-25	25ft	1.6mm (1/16")			■	■	■	
B	Steel Liner, Brass Nipple	A44-116-15	15ft	1.6mm (1/16")			■	■	■	
		A44-116-25	25ft	1.6mm (1/16")			■	■	■	
C	Nylon Liner	44N-116-15	15ft	1.6mm (1/16")			■	■	■	
		Teflon Liner	44TF-116-15	15ft	1.6mm (1/16")			■	■	■
A	Steel Liner	44-564-15	15ft	2.0mm (5/64")			□	■	■	
B	Steel Liner, Brass Nipple	A44-564-15	15ft	2.0mm (5/64")			□	■	■	
A	Steel Liner	44-332-15	15ft	2.4mm (.095")					■	
		45-3545-15	15ft	1.2mm (.045")						■
E	Steel Liner, Brass Nipple	A45-3545-15	15ft	1.2mm (.045")						■
D	Steel Liner	45-116-15	15ft	1.6mm (1/16")						■
		45-116-25	25ft	1.6mm (1/16")						■
E	Steel Liner, Brass Nipple	A45-116-15	15ft	1.6mm (1/16")						■
D	Steel Liner	45-564-15	15ft	2.0mm (5/64")						■
		45-332-15	15ft	2.4mm (3/32")						■
		45-332-25	25ft	2.4mm (3/32")						■

■ Solid Box = Recommended Liner
 □ Clear Box = Compatible Liner

++ For optional Neck Liners please use the following codes. B9000 for soft wires 0.8-1.0mm (.030-.045"), B9001 for 1.0-1.6mm (.040"-1/16")

0.6-0.9mm Wire ■ Blue
 1.0-1.2mm Wire ■ Red
 1.2-1.6mm Wire ■ Yellow
 2.0-2.4mm Wire ■ Green





BND

The Parweld BND torch gives industrial grade durability and performance.

The classic BND design is popular throughout the world with professional welders.

Parweld now also offer the BND with our ergonomic Pro-Grip Max[®] handle system with the comfort and manoeuvrability of our modern handle design.

**NOW AVAILABLE WITH PRO-GRIP MAX[®]
HANDLE SYSTEM**



KEY FEATURES

Choose between the classic BND design or the modern ergonomic Pro-Grip MAX® handle system.

The Pro-Grip MAX® BND offers the classic BND performance combined with the superior comfort and manoeuvrability of our Pro-Grip MAX® handle.

NEW



HANGER HOOKS

Encourages an efficient and tidy workspace.

CLASSIC HANDLE

External ribs provide an improved grip. Designed for balance, lightness and strength.

SWAN NECKS

High temperature resistant insulation materials reduce the risk of shorting.

Metal outer jacket
Swivel neck.

CONTACT TIPS

Manufactured using a harder and higher conductivity copper alloy than the OEM. Elliptical locking system.

NOZZLES

Brass nozzles reduce spatter build up.



KNUCKLE JOINT

Small movements of handle and neck are possible independently of cable assembly.

PRO-GRIP MAX® HANDLE SYSTEM

Ergonomically superior.

Integrated soft grips ensure the handle remains in place with minimal grip pressure.

Screwless design for rapid servicing.

CABLE SUPPORTS

Freedom of movement and progressive support to the power cable.

HYPERFLEX™ CABLE SYSTEMS

Air cooled cable assemblies offer flexibility and the highest heat and abrasion resistance of any known cable.

GUN PLUG BODIES

Spring loaded pins for improved contact.



BND TORCH RANGE

ALTERNATIVE ENDS AVAILABLE

See pages 164 - 165 for more information.



		PEZ 200E	PEZ 300E	PEZ 400E
STOCK CODE	10FT	4E210AE	4E310AE	4E410AE
	12FT	4E212AE	4E312AE	4E412AE
	15FT	4E215AE	4E315AE	4E415AE
COOLING		Air	Air	Air
RATING		200A CO ₂ 150A Mixed Gas @ 60%	300A CO ₂ 200A Mixed Gas @ 60%	400A CO ₂ 320A Mixed Gas @ 60%
WIRE SIZE		0.8mm-1.2mm (.030"-0.045")	0.8mm-1.2mm (.030"-0.045")	0.8mm-2.0mm (.030"-5/64")

NEW

PRO-GRIP MAX[®] BND TORCH RANGE




		PRO GRIP MAX [®] PEZ 200E	PRO GRIP MAX [®] PEZ 300E	PRO GRIP MAX [®] PEZ 400E
STOCK CODE	10FT	PRO4E210AE	PRO4E310AE	PRO4E410AE
	12FT	PRO4E212AE	PRO4E312AE	PRO4E412AE
	15FT	PRO4E215AE	PRO4E315AE	PRO4E415AE
COOLING		Air	Air	Air
RATING		180A CO ₂ 150A Mixed Gas @ 60%	230A CO ₂ 200A Mixed Gas @ 60%	320A CO ₂ 270A Mixed Gas @ 60%
WIRE SIZE		0.8mm-1.2mm (.030"-0.045")	0.8mm-1.2mm (.030"-0.045")	0.8mm-2.0mm (.030"-5/64")



PEZ 200E

AIR COOLED MIG TORCH

200A CO₂ 150A Mixed Gas @ 60% Duty Cycle, EN60974-7, 0.8mm-1.2mm (.030"-0.045") Wires



STOCK CODE	DESCRIPTION
4E210AE	Torch Package x 10ft c/w Euro Fitting
4E212AE	Torch Package x 12ft c/w Euro Fitting
4E215AE	Torch Package x 15ft c/w Euro Fitting

STOCK CODE	DESCRIPTION
1 4323R	Rubber Cap
2 4786	Swan Neck
3 BE1518	Gun Plug Housing c/w Nut
4 4816	Gun Plug Nut c/w Insert

E Liners See page 138 for full range	
STOCK CODE	DESCRIPTION
43010	Steel 0.6-0.8mm (.023-.030") x 10ft
43015	Steel 0.6-0.8mm (.023-.030") x 15ft
43110*	Steel 0.8-1.2mm (.030-.045") x 10ft
43115*	Steel 0.8-1.2mm (.030-.045") x 15ft
43115X	Polyamide 0.8-1.2mm (.030-.045") x 15ft

ALTERNATIVE ENDS AVAILABLE
See pages 164 - 165 for more information.

PRO-GRIP MAX® AVAILABLE
See page 131 for more information

FULL PARTS BREAKDOWN AVAILABLE
visit www.parweld.com for more information.

Nozzles

A

STOCK CODE	MATERIAL	BORE
4391*	Brass	16mm (5/8")
4393	Copper	16mm (5/8")
4392	Brass	13mm (1/2")
4394	Copper	13mm (1/2")

Contact Tips

B

STOCK CODE	WIRE SIZE	MATERIAL
7488	0.8mm (.030")	ECu
7489	0.9mm (.035")	ECu
7496	1.0mm (.040")	ECu
7490*	1.2mm (.045")	ECu

Head Assembly

C

STOCK CODE
4335*

Nozzles

D

STOCK CODE	MATERIAL	BORE
4295	Brass	10mm (3/8")

Contact Tips Pipeline

E

STOCK CODE	WIRE SIZE	MATERIAL
4281	0.9mm (.035")	ECu Pipeline
4282	1.2mm (.045")	ECu Pipeline

Head Assembly

C

STOCK CODE
4335*

* Denotes standard build

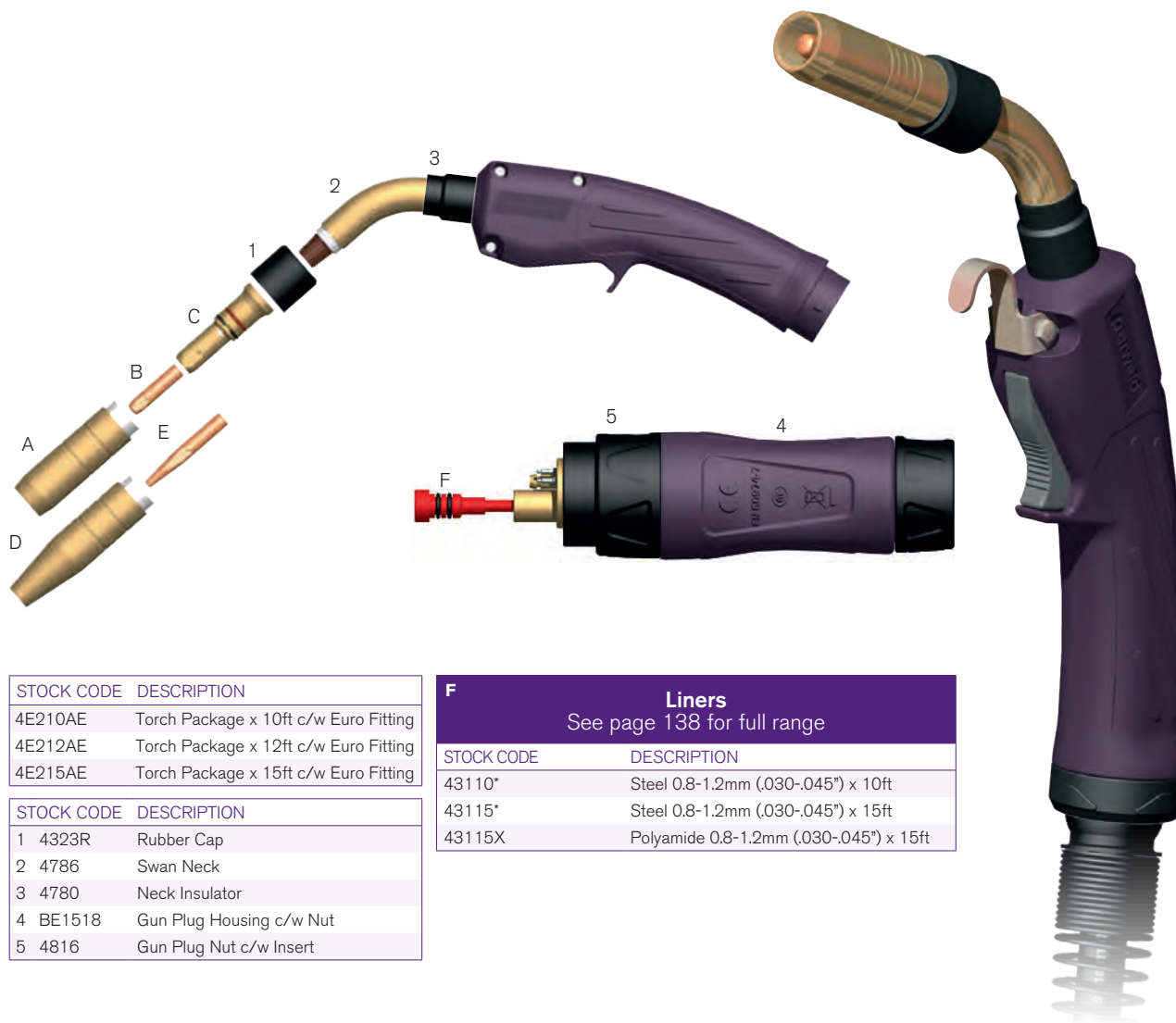
ROLL MARKING

All Parweld consumables are roll marked to enable you to identify genuine Parweld product.

PEZ 300E

AIR COOLED MIG TORCH

300A CO₂, 200A Mixed Gas @ 60% Duty Cycle, EN60974-7, 0.8mm-1.2mm (.030"-0.045") Wires



STOCK CODE	DESCRIPTION
4E210AE	Torch Package x 10ft c/w Euro Fitting
4E212AE	Torch Package x 12ft c/w Euro Fitting
4E215AE	Torch Package x 15ft c/w Euro Fitting

STOCK CODE	DESCRIPTION
1 4323R	Rubber Cap
2 4786	Swan Neck
3 4780	Neck Insulator
4 BE1518	Gun Plug Housing c/w Nut
5 4816	Gun Plug Nut c/w Insert

F Liners See page 138 for full range	
STOCK CODE	DESCRIPTION
43110*	Steel 0.8-1.2mm (.030-.045") x 10ft
43115*	Steel 0.8-1.2mm (.030-.045") x 15ft
43115X	Polyamide 0.8-1.2mm (.030-.045") x 15ft

ALTERNATIVE ENDS AVAILABLE
See pages 164 - 165 for more information.

PRO-GRIP MAX® AVAILABLE
See page 131 for more information

FULL PARTS BREAKDOWN AVAILABLE
visit www.parweld.com for more information.

Nozzles

A

67mm (2.64")
 Ø22mm Bore
 Ø16mm

STOCK CODE	MATERIAL	BORE
4391*	Brass	16mm (5/8")
4393	Copper	16mm (5/8")
4392	Brass	13mm (1/2")
4394	Copper	13mm (1/2")

Contact Tips

B

32mm (1.26")
 8mm Ellipse

STOCK CODE	WIRE SIZE	MATERIAL
7488	0.8mm (.030")	ECu
7489	0.9mm (.035")	ECu
7496	1.0mm (.040")	ECu
7490*	1.2mm (.045")	ECu

Head Assembly

C

53mm (2.17")
 8mm Ellipse
 1/4" NPT

STOCK CODE	TIP SERIES
4335*	7400

Nozzles

D

83mm (3.27")
 Ø22mm Bore
 Ø16mm

4295	Brass	10mm (3/8")
------	-------	-------------

Pipeline Contact Tips

E

51mm (2")
 8mm Ellipse

4281	0.9mm (.035")	ECu
4282	1.2mm (.045")	ECu

Head Assembly

C

53mm (2.17")
 8mm Ellipse
 1/4" NPT

4335*	7400
-------	------

* Denotes standard build

ROLL MARKING


All Parweld consumables are roll marked to enable you to identify genuine Parweld product.



PEZ 400E

AIR COOLED MIG TORCH

400A CO₂ 320A Mixed Gas @ 60% Duty Cycle, EN60974-7, 0.8mm-2.0mm (.030"-5/64") Wires



STOCK CODE	DESCRIPTION
4E410AE	Torch Package x 10ft c/w Euro Fitting
4E412AE	Torch Package x 12ft c/w Euro Fitting
4E415AE	Torch Package x 15ft c/w Euro Fitting

STOCK CODE	DESCRIPTION
1 4323R	Rubber Cap
2 4790	Swan Neck
3 4780	Neck Insulator
4 BE1518	Gun Plug Housing c/w Nut
5 4816	Gun Plug Nut c/w Insert

D Liners See page 138 for full range	
STOCK CODE	DESCRIPTION
44110*	Steel 0.8-1.2mm (.030-.045") x 10ft
44115*	Steel 0.8-1.2mm (.030-.045") x 15ft
44210	Steel 1.2-1.6mm (.045-1/16") x 10ft
44215	Steel 1.2-1.6mm (.045-1/16") x 15ft
44215X	Polyamide 1.2-1.6mm (.045-1/16") x 15ft
44310	Steel 2.0mm (5/64") x 10ft
44315	Steel 2.0mm (5/64") x 15ft


NEW HD Nozzle with a 30% increase in wall thickness to improve service life and performance in demanding applications.

FULL PARTS BREAKDOWN AVAILABLE
visit www.parweld.com for more information.

ALTERNATIVE ENDS AVAILABLE
See pages 164 - 165 for more information.

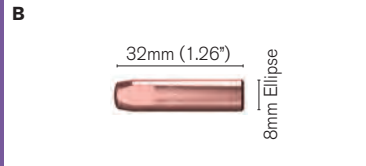
PRO-GRIP MAX® AVAILABLE
See page 131 for more information

Nozzles




STOCK CODE	MATERIAL	BORE
4491*	Brass	19mm (3/4")
4591	Copper	19mm (3/4")
4492	Brass	14mm (2/16")
4592	Copper	14mm (2/16")
NEW - 4492HD	HD Brass	14mm (2/16")

Contact Tips



STOCK CODE	WIRE SIZE	MATERIAL
7488	0.8mm (.030")	ECu
7489	0.9mm (.035")	ECu
7496	1.0mm (.040")	ECu
7490*	1.2mm (.045")	ECu
7498	1.3mm (.052")	ECu
7491	1.6mm (1/16")	ECu
7492	2.0mm (5/64")	ECu

Head Assembly



STOCK CODE	TIP SERIES
4435*	7400

* Denotes standard build

ROLL MARKING

All Parweld consumables are roll marked to enable you to identify genuine Parweld product.

BND LINERS

		STOCK CODE	LENGTH	WIRE SIZE	PEZ 200E	PEZ 300E	PEZ 400E
A	Steel Liner Plastic Nipple	43010	10ft	0.6-0.9mm (.023-.035")	■	□	□
		43015	15ft	0.6-0.9mm (.023-.035")	■	□	□
A	Plastic Nipple	43110	10ft	0.8-1.2mm (.030-.045")	■	■	□
		43115	15ft	0.8-1.2mm (.030-.045")	■	■	□
B	Steel Liner Brass Nipple	A43110	10ft	0.8-1.2mm (.030-.045")	□	■	□
		A43115	15ft	0.8-1.2mm (.030-.045")	□	■	□
A	Steel Liner Plastic Nipple	43210	10ft	0.8-1.2mm (.030-.045")	□	■	□
		43215	15ft	0.8-1.2mm (.030-.045")	□	■	□
A	Plastic Nipple	44110	10ft	0.8-1.2mm (.030-.045")	□	□	■
		44115	15ft	0.8-1.2mm (.030-.045")	□	□	■
B	Steel Liner Brass Nipple	A44110	10ft	0.8-1.2mm (.030-.045")	□	□	■
		A44115	15ft	0.8-1.2mm (.030-.045")	□	□	■
A	Steel Liner Plastic Nipple	44210	10ft	1.2-1.6mm (.045-.063")	□	□	■
		44215	15ft	1.2-1.6mm (.045-.063")	□	□	■
A	Steel Liner Brass Nipple	44210	10ft	1.2-1.6mm (.045-.063")	□	□	■
		A44215	15ft	1.2-1.6mm (.045-.063")	□	□	■
A	Steel Liner Plastic Nipple	44310	10ft	2.0mm (5/64")			■
		44335	15ft	2.0mm (5/64")			■
C	Polyamide Liner Brass Nipple	44215X	15ft	1.2-1.6mm (.045-1/16")	□	■	■
		43115X	15ft	0.8-1.2mm (.030-.045")	□	■	□

■ Solid Box = Recommended Liner
□ Clear Box = Compatible Liner

0.6-0.9mm Wire ■ Blue
1.0-1.2mm Wire ■ Red
1.2-1.6mm Wire ■ Yellow
2.0-2.4mm Wire ■ Green



TRG

Designed for performance, durability and strength, the Parweld TRG MIG range offers a classic design with Parweld's innovative additions.



**Parweld
PANTHER**

P3825

SIZE 10



41288 EN14001 EN15077
4244 519306 31151A

RE-ENGINEERED FOR PERFORMANCE



KEY FEATURES



NOZZLES

Maximum wall thickness gives longevity and superior performance.

Copper construction improves heat dissipation.

Manufactured to the same specifications as the OEM.

CONTACT TIPS

Manufactured using a harder and higher conductivity copper alloy than the OEM.

SWAN NECKS

Heavy duty aluminium outer jacket.

Durable and robust.

HANGER HOOKS

Easy to store

Less prone to damage.

Encourages an efficient and tidy workspace.

HANDLE

Maximises user comfort.

Designed for balance, lightness and strength.

Enhances wire feeding performance.

CABLE SUPPORTS

Improved wire feed.


The perfect balance of freedom of movement and progressive support of the power cable is achieved.

GUN PLUG BODIES

Spring loaded pins for improved contact.



TRG MIG TORCH RANGE



		TRG 300A	TRG 400A	TRG 500A
STOCK CODE	10FT	T3010E	T4010E	T5010E
	12FT	T3012E	T4012E	T5012E
	15FT	T3015E	T4015E	T5015E
COOLING	Air		Air	Air
RATING	300A CO ₂ 200A Mixed Gas @ 60%		400A CO ₂ 300A Mixed Gas @ 60%	500A CO ₂ 350A Mixed Gas @ 60%
WIRE SIZE	0.8mm-1.2mm (.030"-.045")		1.0mm-1.6mm (.040"-1/16")	1.2mm-2.4mm (.045"-3/32")

TRG LINERS

				TRG200	TRG300	TRG400	TRG500	TRG600
A	STOCK CODE	LENGTH	WIRE SIZE					
Steel Liner	415-23-15	15ft	0.6mm (.023")	■	■	□	□	□
	415-30-15	15ft	0.8mm (.030")	■	■	□	□	□
	415-35-15	15ft	0.9mm-1.2mm (.035-.045")	■	■	□	□	□
	415-116-10	10ft	1.2-1.6mm (.045-1/16")			■	■	■
	415-116-15	15ft	1.2-1.6mm (.045-1/16")			■	■	■
	415-116-25	25ft	1.2-1.6mm (.045-1/16")			■	■	■
	415-332-10	10ft	2.4mm (3/32")			□	□	■
415-332-15	15ft	2.4mm (3/32")			□	□	■	



■ Solid Box = Recommended Liner
□ Clear Box = Compatible Liner


0.6-0.9mm Wire ■ Blue
1.0-1.2mm Wire ■ Red
1.2-1.6mm Wire ■ Yellow
2.0-2.4mm Wire ■ Green



TRG 300A

AIR COOLED MIG TORCH

300A CO₂, 200A Mixed Gas @ 60% Duty Cycle, EN60974-7, 0.8mm-1.2mm (.030"-0.045") Wires



STOCK CODE	DESCRIPTION
T3010E	Torch Package c/w Euro Fitting x 10ft
T3012E	Torch Package c/w Euro Fitting x 12ft
T3015E	Torch Package c/w Euro Fitting x 15ft

STOCK CODE	DESCRIPTION
1 402-5	Shock Washer
2 305-60*	Swan Neck 60°
3 TR1518	Euro Rear End Housing Kit
4 TR1519	Gun Plug Housing Nut

I Liners See page 141 for full range	
STOCK CODE	DESCRIPTION
415-30-15	Steel 0.8mm (.030") x 15ft
415-35-15*	Steel 0.9-1.2mm (.035-.045") x 15ft

REPLACEMENT PARTS AVAILABLE
visit www.parweld.com for more
information.

ALTERNATIVE ENDS AVAILABLE
See pages 164 - 165 for more information.

Recessed Tip Nozzles

A

73mm (2.87")

Bore

Ø24mm

3mm (1/8") tip recess

STOCK CODE	BORE
401-4-50	13mm (1/2")
401-4-62*	16mm (5/8")
401-4-75	19mm (3/4")

Contact Tips

B

34mm (1.34")

Ø1/4"

1/4" UNC

STOCK CODE	WIRE SIZE	MATERIAL
403-30	0.8mm (.030")	ECu
403-35*	0.9mm (.035")	ECu
403-10	1.0mm (.040")	ECu
403-45	1.2mm (.045")	ECu

Gas Diffuser

C

32mm (1.26")

1/4" UNC

3/8" UNF

STOCK CODE	TIP THREAD
404*	1/4" UNC

Standard Retaining Head

D

24mm (0.94")

Ø19mm

9/16" UNF

STOCK CODE
402-3*

HD Nozzles

E

77mm (3")

Bore

Ø27mm

6.5mm (1/4") tip recess

401-5-50	13mm (1/2")
401-5-62	16mm (5/8")
401-5-75	19mm (3/4")

F

73mm (2.87")

Bore

Ø27mm

3mm (1/6") tip recess

401-6-50	13mm (1/2")
401-6-62	16mm (5/8")
401-6-75	19mm (3/4")

HD Contact Tips

F

34mm (1.34")

Ø5/16"

5/16" UNC

403-1-30	0.8mm (.030")	ECu
403-1-35	0.9mm (.035")	ECu
403-1-10	1.0mm (.040")	ECu
403-1-45	1.2mm (.045")	ECu

HD Gas Diffuser

G

32mm (1.26")

5/16" UNC

3/8" UNF

404-1

HD Retaining Head

H

45mm (1.77")

5/16" UNC

9/16" UNF

Ø19mm

404-3

* Denotes standard build


ROLL MARKING

All Parweld consumables are roll marked to enable you to identify genuine Parweld product.

TRG 400A

AIR COOLED MIG TORCH

400A CO₂ 300A Mixed Gas @ 60% Duty Cycle, EN60974-7 1.0mm-1.6mm (.040"-1/16") Wires



STOCK CODE	DESCRIPTION
T4010E	Torch Package c/w Euro Fitting x 10ft
T4012E	Torch Package c/w Euro Fitting x 12ft
T4015E	Torch Package c/w Euro Fitting x 15ft

STOCK CODE	DESCRIPTION
1 402-5	Shock Washer
2 405-60*	Swan Neck 60°
NI 405-45	Swan Neck 45°
3 TR1518	Euro Rear End Housing Kit
4 TR1519	Gun Plug Housing Nut

I Liners See page 141 for full range	
STOCK CODE	DESCRIPTION
415-35-15	Steel 0.9mm-1.2mm (.035")15ft
415-116-10*	Steel 1.2-1.6mm (.045-1/16") x 10ft
415-116-15	Steel 1.2-1.6mm (.045-1/16") x 15ft

REPLACEMENT PARTS AVAILABLE
visit www.parweld.com for more
information.

**ALTERNATIVE ENDS
AVAILABLE**
See pages 164 - 165 for more
information.

Recessed Tip Nozzles

A

73mm (2.87")

Bore

Ø24mm

3mm (1/8") tip recess

STOCK CODE	BORE
401-4-50	13mm (1/2")
401-4-62	16mm (5/8")
401-4-75	19mm (3/4")

Contact Tips

B

34mm (1.34")

Ø1/4"

1/4" UNC

STOCK CODE	WIRE SIZE	MATERIAL
403-10	1.0mm (.040")	ECu
403-45	1.2mm (.045")	ECu
403-52	1.3mm (.052")	ECu
403-116	1.6mm (1/16")	ECu

Gas Diffuser

C

32mm (1.26")

1/4" UNC

3/8" UNF

STOCK CODE	TIP THREAD
404*	1/4" UNC

Standard Retaining Head

D

24mm (0.94")

Ø19mm

9/16" UNF

STOCK CODE
402-3*

HD Nozzles

E

77mm (3")

Bore

Ø27mm

6.5mm (1/4") tip recess

401-5-50	13mm (1/2")
401-5-62*	16mm (5/8")
401-5-75	19mm (3/4")

F

73mm (2.87")

Bore

Ø27mm

3mm (1/6") tip recess

401-6-50	13mm (1/2")
401-6-62	16mm (5/8")
401-6-75	19mm (3/4")

HD Contact Tips

F

34mm (1.34")

Ø5/16"

5/16" UNC

403-1-10	1.0mm (.040")	ECu
403-1-45	1.2mm (.045")	ECu
403-1-52	1.3mm (.052")	ECu
403-1-116	1.6mm (1/16")	ECu

HD Gas Diffuser

G

32mm (1.26")

5/16" UNC

3/8" UNF

404-1

HD Retaining Head

H

45mm (1.77")

5/16" UNC

9/16" UNF

Ø19mm

404-3

* Denotes standard build

ROLL MARKING


All Parweld consumables are roll marked to enable you to identify genuine Parweld product.



TRG 500A

AIR COOLED MIG TORCH

500A CO₂ 350A Mixed Gas @ 60% Duty Cycle, EN60974-7, 1.2mm-2.4mm (.045"-3/32") Wires



STOCK CODE	DESCRIPTION
T5010E	Torch Package c/w Euro Fitting x 10ft
T5012E	Torch Package c/w Euro Fitting x 12ft
T5015E	Torch Package c/w Euro Fitting x 15ft

STOCK CODE	DESCRIPTION
1 402-5	Shock Washer
2 505-60*	Swan Neck 60°
3 TR1518	Euro Rear End Housing Kit
4 TR1519	Gun Plug Housing Nut

I Liners See page 141 for full range	
STOCK CODE	DESCRIPTION
415-35-15	Steel 0.9mm-1.2mm (.035") x 15ft
415-116-15*	Steel 1.2-1.6mm (.045-1/16") x 15ft
415-332-10	Steel 2.4mm (.3/32") x 10ft
415-332-15	Steel 2.4mm (.3/32") x 15ft

REPLACEMENT PARTS AVAILABLE
visit www.parweld.com for more
information.

**ALTERNATIVE ENDS
AVAILABLE**
See pages 164 - 165 for more
information.

Recessed Tip Nozzles

A

73mm (2.87")

Bore

Ø24mm

3mm/1/8" tip recess

STOCK CODE	BORE
401-4-50	13mm (1/2")
401-4-62	16mm (5/8")
401-4-75	19mm (3/4")

Contact Tips

B

34mm (1.34")

Ø1/4"

1/4" UNC

STOCK CODE	WIRE SIZE	MATERIAL
403-45	1.2mm (.045")	ECu
403-52	1.3mm (.052")	ECu
403-116	1.6mm (1/16")	ECu

Gas Diffuser

C

32mm (1.26")

1/4" UNC

3/8" UNF

STOCK CODE	TIP THREAD
404*	1/4" UNC

Standard Retaining Head

D

24mm (0.94")

Ø19mm

9/16" UNF

STOCK CODE
402-3

HD Nozzles

E

77mm (3")

Bore

Ø27mm

6.5mm (1/4") tip recess

401-5-50	13mm (1/2")
401-5-62	16mm (5/8")
401-5-75*	19mm (3/4")

F

73mm (2.87")

Bore

Ø27mm

3mm (1/6") tip recess

401-6-50	13mm (1/2")
401-6-62	16mm (5/8")
401-6-75	19mm (3/4")

HD Contact Tips

F

34mm (1.34")

Ø5/16"

5/16" UNC

403-1-45	1.2mm (.045")	ECu
403-1-52	1.3mm (.052")	ECu
403-1-116*	1.6mm (1/16")	ECu
403-1-564	2.0mm (5/64")	ECu
403-1-332	2.4mm (3/32")	ECu

HD Gas Diffuser

G

32mm (1.26")

5/16" UNC

3/8" UNF

404-1

HD Retaining Head

H

45mm (1.77")

5/16" UNC

9/16" UNF

Ø19mm

404-3*

* Denotes standard build

ROLL MARKING

All Parweld consumables are roll marked to enable you to identify genuine Parweld product.

PNA



The Parweld PNA MIG torch range has been designed to improve functionality, durability and operator productivity.

The design allows for rapid adjustment by rotating the neck to any angle, and the handle system offers the user comfort and easy access.

The PNA torch incorporates rotating necks and compact handles for superior accessibility.

UNCOMPROMISING ENDURANCE

KEY FEATURES

SWAN NECKS

Viton high temperature insulated neck offering improved life.

HANDLE

Maximises user comfort.
Designed for balance, lightness and strength.
Enhances wire feeding performance.

KNUCKLE JOINT

Improved manoeuvrability.
Small movements of the handle and neck are possible independently of the cable assembly.

CONTACT TIPS

Manufactured using a harder and higher conductivity copper alloy than the OEM.

HYPERFLEX™ CABLE SYSTEMS

Air cooled cable assemblies offer outstanding flexibility and the highest heat and abrasion resistance of any known cable.
Cable end crimp systems ensure maximum conductivity whilst the outer jacket is constructed from cross linked polymers providing a tear proof jacket and a burn threshold of 375°C.

GUN PLUG BODIES

Guaranteed gas seals.

MACHINE END SYSTEMS

Extra length cable support systems.
Smooth and consistent wire feed
Simple snap fits.



		PNA 350A	PNA 500A
STOCK CODE	3M	YT-35CS3	YT-50CS3
	4.5M	YT-35CSM3	YT-50CSM3
	6M	YT-35CSL3	YT-50CSL3
COOLING	Air		Air
RATING	350A CO ₂ 300A Mixed Gas @ 60%		500A CO ₂ 450A Mixed Gas @ 60%
WIRE SIZE	0.8mm-1.6mm (.030" -1/16")		1.0mm-1.6mm (.040" -1/16")

PNA LINERS

		STOCK CODE	LENGTH	WIRE SIZE	APPLICATION	PNA 350A	PNA 500A
Steel (S121)	A	TDT90001	3m	1.2mm-1.6mm (.045"-.063")	Steel Wires		■
		TDT90002	4.5m	1.2mm-1.6mm (.045"-.063")	Steel Wires		■
		TDT90003	6m	1.2mm-1.6mm (.045"-.063")	Steel Wires		■
Steel (S161)		TDT90004	3m	1.0mm-1.2mm (.040"-.045")	Steel Wires	■	
		TDT90005	4.5m	1.0mm-1.2mm (.040"-.045")	Steel Wires	■	
		TDT90006	6m	1.0mm-1.2mm (.040"-.045")	Steel Wires	■	




■ Solid Box = Recommended Liner



PNA 350A

AIR COOLED MIG TORCH

350A CO₂ 300A Mixed Gas @ 60% Duty Cycle, EN60974-7, 0.8mm-1.6mm (.030"-1/16") Wires



STOCK CODE	DESCRIPTION
YT-35CS3	Torch Package x 3m PNA End
YT-35CSM3	Torch Package x 4.5m PNA End
YT-35CSL3	Torch Package x 6m PNA End
YT-35CS3ER	Torch Package x 3m Euro End
YT-35CSM3ER	Torch Package x 4.5m Euro End
YT-35CSL3ER	Torch Package x 6m Euro End

STOCK CODE	DESCRIPTION
1 TCU35022	Torch Body Assembly Solid
2 TEB35116	Tip Adaptor Screw On
3 TCU35002	Torch Body Screw On Adaptor Type
4 TSMH0019	PNA Termination Housing c/w Nut

E Liners	
See page 149 for full range	
STOCK CODE	DESCRIPTION
TDT90004	1.0-1.2mm (.040-.045") x 3m (S121)
TDT90005	1.0-1.2mm (.040-.045") x 4.5m (S121)
TDT90006	1.0-1.2mm (.040-.045") x 6m (S121)

FULL PARTS BREAKDOWN AVAILABLE
visit www.parweld.com for more
information.

ALTERNATIVE ENDS AVAILABLE
See pages 164 - 165 for more
information.

Nozzle

A

STOCK CODE	BORE
TGN00038	16mm (5/8")

Contact Tips

B

STOCK CODE	WIRE SIZE	MATERIAL
TET00844	0.8mm (.030")	CuCrZr
TET01072	1.0mm (.040")	CuCrZr
TET12010	1.2mm (.045")	CuCrZr

Gas Diffuser

C

STOCK CODE
TGR01001

Insulator

D

STOCK CODE
TFZ35101

* Denotes standard build

ROLL MARKING


All Parweld consumables are roll marked to enable you to identify genuine Parweld product.



PNA 500A

AIR COOLED MIG TORCH

500A CO₂ 450A mixed gas @ 60% Duty Cycle, EN60974-7, 1.0mm-1.6mm (.040"-1/16") Wires



STOCK CODE	DESCRIPTION
YT-50CS3	Torch Package x 3m PNA End
YT-50CSM3	Torch Package x 4.5m PNA End
YT-50CSL3	Torch Package x 6m PNA End
YT-50CS3ER	Torch Package x 3m Euro End
YT-50CSM3ER	Torch Package x 4.5m Euro End
YT-50CSL3ER	Torch Package x 6m Euro End

STOCK CODE	DESCRIPTION
1 TCX00006	Torch Body Assembly Solid
2 U4173G21	Tip Adaptor Screw On
3 U5353B00	Torch Body Screw On Adaptor Type
4 TSMH0019	PNA Termination Housing c/w Nut

E Liners	
See page 149 for full range	
STOCK CODE	DESCRIPTION
TDT90001	1.2-1.6mm (.045"-0.063") x 3m (S161)
TDT90002	1.2-1.6mm (.045"-0.063") x 4.5m (S161)
TDT90003	1.2-1.6mm (.045"-0.063") x 6m (S161)

FULL PARTS BREAKDOWN AVAILABLE
visit www.parweld.com for more
information.

ALTERNATIVE ENDS AVAILABLE
See pages 164 - 165 for more
information.

Nozzle

A

STOCK CODE	BORE
TGN00050	19mm (3/4")

Contact Tips

B

STOCK CODE	WIRE SIZE	MATERIAL
TET00842	0.8mm (.030")	CuCrZr
TET01068	1.0mm (.040")	CuCrZr
TET01297	1.2mm (.045")	CuCrZr

Gas Diffuser

C

STOCK CODE
TGR00902

Insulator

D

STOCK CODE
TFZ50107

* Denotes standard build

ROLL MARKING

All Parweld consumables are roll marked to enable you to identify genuine Parweld product.

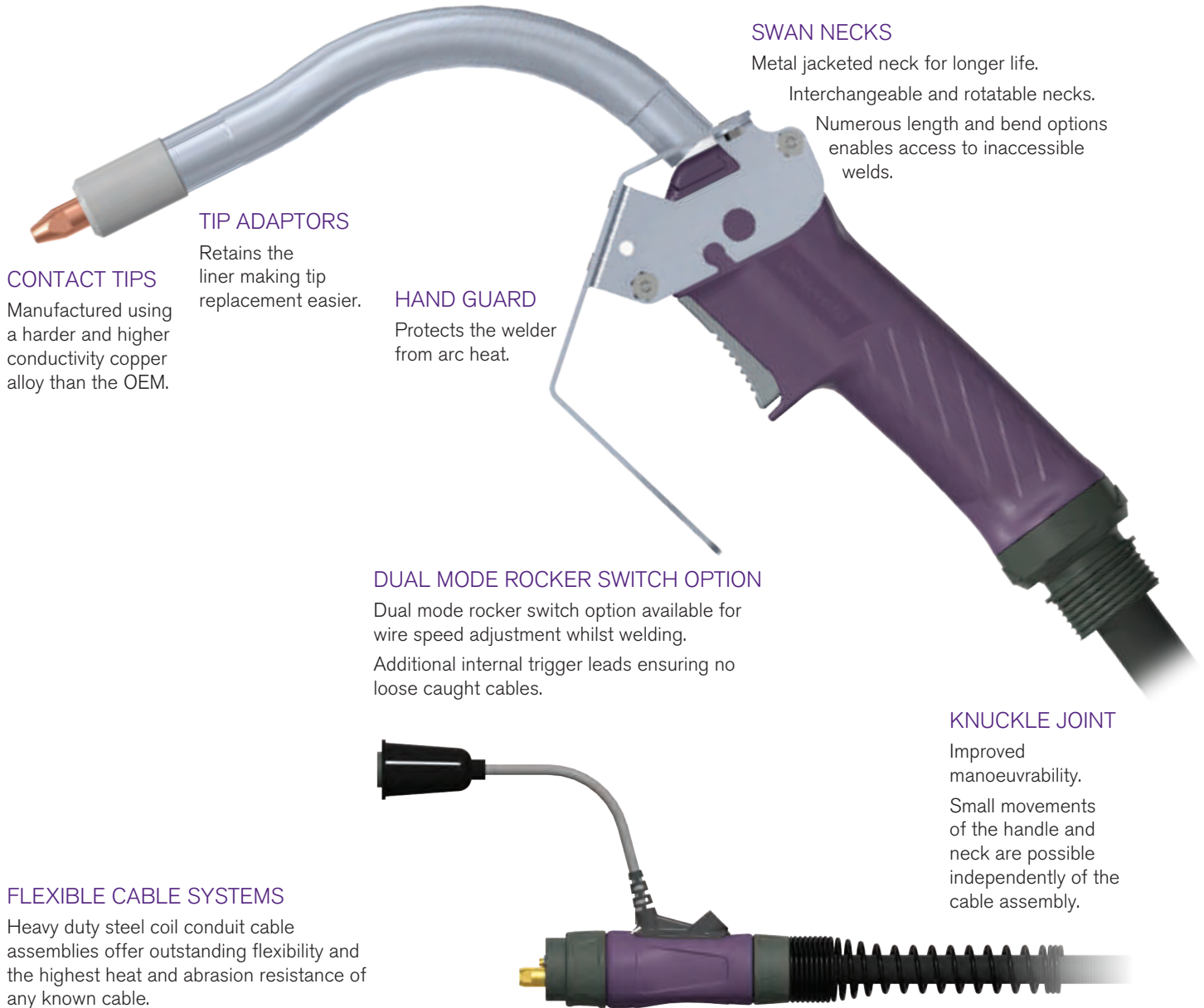
PRO-FC



The Parweld PRO-FC self-shielding flux cored welding torch range has been specifically designed for use with gasless flux cored wires, and is ideal for outdoor operations such as pipeline welding.

WELDING WHERE EVER

KEY FEATURES



CONTACT TIPS

Manufactured using a harder and higher conductivity copper alloy than the OEM.

TIP ADAPTORS

Retains the liner making tip replacement easier.

HAND GUARD

Protects the welder from arc heat.

SWAN NECKS

Metal jacketed neck for longer life.

Interchangeable and rotatable necks.

Numerous length and bend options enables access to inaccessible welds.

DUAL MODE ROCKER SWITCH OPTION

Dual mode rocker switch option available for wire speed adjustment whilst welding.

Additional internal trigger leads ensuring no loose caught cables.

FLEXIBLE CABLE SYSTEMS

Heavy duty steel coil conduit cable assemblies offer outstanding flexibility and the highest heat and abrasion resistance of any known cable.


KNUCKLE JOINT

Improved manoeuvrability.

Small movements of the handle and neck are possible independently of the cable assembly.




PRO-FC MIG TORCH RANGE



		PRO-FC 350A	PRO-FC 450A	
STOCK CODE	European Build	8ft	LNE3500-08E	LNE4500-08E
		10ft	LNE3500-10E	LNE4500-10E
		15ft	LNE3500-15E	LNE4500-15E
	USA Build	8ft	LNU3500-08E	LNU4500-08E
		10ft	LNU3500-10E	LNU4500-10E
		15ft	LNU3500-15E	LNU4500-15E
COOLING		Air	Air	
RATING		350A	450A	
DUTY CYCLE		60%	60%	
WIRE SIZE		1.0mm-2.4mm (.040"-3/32")	1.6mm-3.2mm (1/16"-1/8")	

PRO-FC ORDERING GUIDE



Package Stock Code Example:

European Pro-FC Torch, model 350A 6" long neck standard build, with a 30° angle, 3 metre (10ft) long cable, Miller® machine connection with a ERCP1 cable plug with a rocker switch.

LNE 35 30 - 10 M 1 R

1. TORCH TYPE	
STOCK CODE	TYPE
LNE	European
LNU	USA

2. NECK MODEL & LENGTH		
STOCK CODE	MODEL	LENGTH
35	350A	6"
45	450A	9"

3. NECK ANGLE	
STOCK CODE	ANGLE
00	Standard build
05	5°
25	25°
30	30°
45	45°
50	50°
60	60°
70	70°

5. MACHINE CONNECTION	
STOCK CODE	DESCRIPTION
E	Euro
M	Miller®
T	Tweco® No.4
H	Hobart®
LS	Lincoln Electric® SP
LN	Lincoln Electric® LN
N	NAS

4. CABLE LENGTH	
STOCK CODE	LENGTH
08	2.4m (8ft)
10	3m (10ft)
15	4.5m (15ft)

7. SWITCH OPTION	
STOCK CODE	
	Standard Build
R (As illustrated)	Rocker Switch

6. CABLE PLUG
Alternative cable plugs available. See pages 193 - 194 for full list and details. USA Machine Connections are supplied with the appropriate switch cable plug. Only add a plug code if an alternative is required.

Standard Build:

Depending on the model selected, the torch packages are supplied fitted with a 1.6mm or 2.0mm wire contact tip, a liner to suit and insulated guide or thread protector as standard build.

Neck Selection:


Not every variant of neck angle is available for some lengths. For further information see Neck Range pages or data sheet.



PRO-FC 350A

SELF SHIELDED FLUX CORE WELDING TORCH

350A @ 60% Duty Cycle, EN60974-7, 1.0mm-2.4mm (.040"-3/32") Wires



STOCK CODE	DESCRIPTION
LNE3500-08E	Torch Package x 8ft c/w Euro Fitting
LNE3500-10E	Torch Package x 10ft c/w Euro Fitting
LNE3500-15E	Torch Package x 15ft c/w Euro Fitting
LNU3500-08E	Torch Package x 8ft c/w Euro Fitting, USA Specification
LNU3500-10E	Torch Package x 10ft c/w Euro Fitting, USA Specification
LNU3500-15E	Torch Package x 15ft c/w Euro Fitting, USA Specification

STOCK CODE	DESCRIPTION
1 LNE1518	Gun Plug Housing c/w Nut
2 LNE1519	Gun Plug Nut

K Liners See page 163 for full range	
STOCK CODE	DESCRIPTION
LNE5033-08	Plain, 1.0-1.2mm (.040-.045") x 8ft
LNE5033-10	Plain, 1.0-1.2mm (.040-.045") x 10ft
LNE5033-15	Plain, 1.0-1.2mm (.040-.045") x 15ft
LNE5034-08*	Plain, 1.2-1.6mm (.045-1/16") x 8ft
LNE5034-10*	Plain, 1.2-1.6mm (.045-1/16") x 10ft
LNE5034-15*	Plain, 1.2-1.6mm (.045-1/16") x 15ft
LNE4033-08	Plain, 2.0-2.4mm (5/64-3/32") x 8ft
LNE4033-10	Plain, 2.0-2.4mm (5/64-3/32") x 10ft
LNE4033-15	Plain, 2.0-2.4mm (5/64-3/32") x 15ft

FULL PARTS BREAKDOWN AVAILABLE
visit www.parweld.com for more information.

ALTERNATIVE ENDS AVAILABLE
See pages 164 - 165 for more information.

EUROPEAN CONSUMABLES:

Thread Protector

STOCK CODE	TIP SIZE
LNE3502*	M6

Contact Tips

STOCK CODE	WIRE SIZE	MATERIAL
LNE2504-10	1.0mm (.040")	ECu
LNE2504-12	1.2mm (.045")	ECu
LNE2504-14	1.4mm (.055")	ECu
LNE2504-16*	1.6mm (1/16")	ECu

Tip Adaptor

STOCK CODE	TIP SIZE
LNE3506	M6

Swan Neck

STOCK CODE	LENGTH	ANGLE
LNE35630	6"	30°

Thread Protector

STOCK CODE	TIP SIZE
LNE4502	M8/M10

Contact Tips

STOCK CODE	WIRE SIZE	MATERIAL
LNE4014-10	1.0mm (.040")	ECu
LNE4014-12	1.2mm (.045")	ECu
LNE4014-14	1.4mm (.055")	ECu
LNE4014-16	1.6mm (1/16")	ECu
LNE4014-20	2.0mm (5/64")	ECu
LNE4014-24	2.4mm (3/32")	ECu

Tip Adaptor

STOCK CODE	TIP SIZE
LNE4508	M8

Swan Neck

STOCK CODE	LENGTH	ANGLE
LNE35630	6"	30°

US CONSUMABLES:

Medium Insulating Guide - USA Specification

STOCK CODE	CONTACT TIP WORK DISTANCE
KP1965-1	70mm (2.3/4")

Short Insulating Guide - USA Specification

STOCK CODE	CONTACT TIP WORK DISTANCE
KP1971-1	38mm (1.1/2")

Contact Tips - USA Specification

STOCK CODE	WIRE SIZE
KP2103-2B1	1.6mm (1/16")
KP2103-1B1	1.8mm (.072")
KP2103-5B1	2.0mm (5/64")
KP2103-4B1	2.4mm (3/32")

Swan Neck - USA Specification

STOCK CODE	LENGTH	ANGLE
KP1908	6"	10°

* Denotes standard build

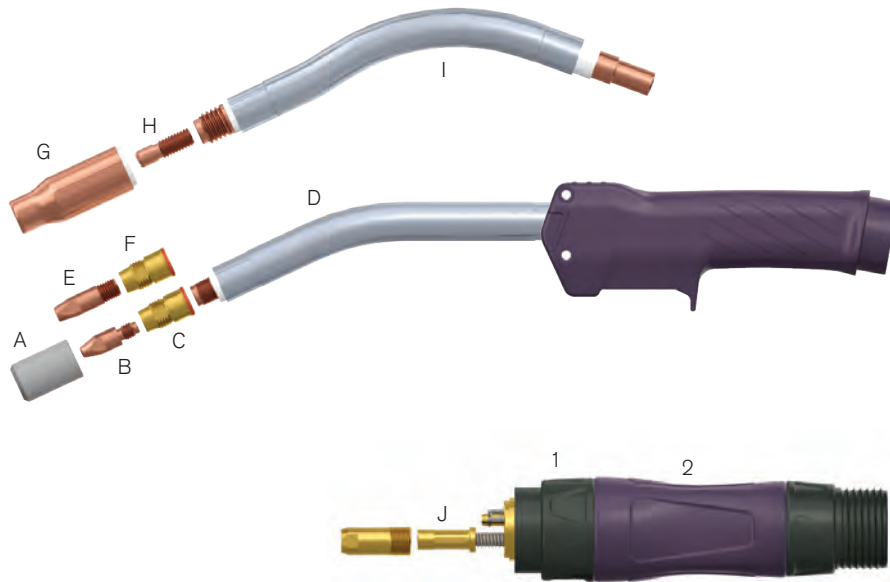
ALTERNATIVE SWAN NECKS AVAILABLE
See pages 162 for more information.



PRO-FC 450A

SELF SHIELDED FLUX CORE WELDING TORCH

450A, @ 60% Duty Cycle, EN60974-7, 1.6mm-3.2mm (1/16"-1/8") Wires



STOCK CODE	DESCRIPTION
LNE4500-08E	Torch Package x 8ft c/w Euro Fitting
LNE4500-10E	Torch Package x 10ft c/w Euro Fitting
LNE4500-15E	Torch Package x 15ft c/w Euro Fitting
LNU4500-08E	Torch Package x 8ft c/w Euro Fitting, USA Specification
LNU4500-10E	Torch Package x 10ft c/w Euro Fitting, USA Specification
LNU4500-15E	Torch Package x 15ft c/w Euro Fitting, USA Specification

STOCK CODE	DESCRIPTION
1 LNE1518	Gun Plug Housing c/w Nut
2 LNE1519	Gun Plug Nut

J Liners See page 163 for full range	
STOCK CODE	DESCRIPTION
LNE6033-08*	Plain, 1.6-2.4mm (1/16-3/32") x 8ft
LNE6033-10*	Plain, 1.6-2.4mm (1/16-3/32") x 10ft
LNE6033-15*	Plain, 1.6-2.4mm (1/16-3/32") x 15ft
LNE6035-08	Plain, 2.8-3.2mm (.11-1/8") x 8ft
LNE6035-10	Plain, 2.8-3.2mm (.11-1/8") x 10ft
LNE6035-15	Plain, 2.8-3.2mm (.11-1/8") x 15ft

ALTERNATIVE SWAN NECKS AVAILABLE
See pages 162 for more information.

FULL PARTS BREAKDOWN AVAILABLE
visit www.parweld.com for more information.

ALTERNATIVE ENDS AVAILABLE
See pages 164 - 165 for more information.

EUROPEAN CONSUMABLES:

Thread Protector	A	
	STOCK CODE	TIP SIZE
	LNE4502	M8/M10

Contact Tips	B	
	STOCK CODE	WIRE SIZE
	LNE4014-10	1.0mm (.040")
	LNE4014-12	1.2mm (.045")
	LNE4014-14	1.4mm (.055")
	LNE4014-16	1.6mm (1/16")
LNE4014-20	2.0mm (5/64")	
LNE4014-24	2.4mm (3/32")	

Tip Adaptor	C	
	STOCK CODE	TIP SIZE
	LNE4508	M8

Swan Neck	D		
	STOCK CODE	LENGTH	ANGLE
	LNE45925	9°	25°

Thread Protector	A	
	STOCK CODE	TIP SIZE
	LNE4502	M8/M10

Contact Tips	E	
	STOCK CODE	WIRE SIZE
	LNE4524-16	1.6mm (1/16")
	LNE4524-20	2.0mm (5/64")
	LNE4524-24	2.4mm (3/32")
	LNE4524-28	2.8mm (7/64")
LNE4524-32	3.2mm (1/8")	

Tip Adaptor	F	
	STOCK CODE	TIP SIZE
	LNE4510	M10

Swan Neck	D		
	STOCK CODE	LENGTH	ANGLE
	LNE45925	9°	25°

US CONSUMABLES:

Medium Insulating Guide - USA Specification	G	
	STOCK CODE	CONTACT TIP WORK DISTANCE
	KP1965-1	70mm/2.3/4"
Short Insulating Guide-USA Specification	G	
	STOCK CODE	CONTACT TIP WORK DISTANCE
	KP1971-1	38mm/1.1/2"



Contact Tips - USA Specification	H	
	STOCK CODE	WIRE SIZE
	KP2103-2B1	1.6mm (1/16")
	KP2103-1B1	1.8mm (.072")
	KP2103-5B1	2.0mm (5/64")
	KP2103-4B1	2.4mm (3/32")
KP2103-6B1	2.8mm (7/64")	
KP2103-3B1	3.0mm (.118")	



Swan Neck - USA Specification	I		
	STOCK CODE	LENGTH	ANGLE
	KP1910	9°	45°
	KP1907 (NI)	9°	70°





PRO-FC SWAN NECKS


EUROPEAN SPECIFICATION:


Swan Necks						
	<table border="1"> <thead> <tr> <th>STOCK CODE</th> <th>LENGTH</th> <th>ANGLE</th> </tr> </thead> <tbody> <tr> <td>LNE35605</td> <td>6"</td> <td>5°</td> </tr> </tbody> </table>	STOCK CODE	LENGTH	ANGLE	LNE35605	6"
STOCK CODE	LENGTH	ANGLE				
LNE35605	6"	5°				
Swan Necks						
	<table border="1"> <thead> <tr> <th>STOCK CODE</th> <th>LENGTH</th> <th>ANGLE</th> </tr> </thead> <tbody> <tr> <td>LNE45925</td> <td>9"</td> <td>25°</td> </tr> </tbody> </table>	STOCK CODE	LENGTH	ANGLE	LNE45925	9"
STOCK CODE	LENGTH	ANGLE				
LNE45925	9"	25°				


						
<table border="1"> <thead> <tr> <th>STOCK CODE</th> <th>LENGTH</th> <th>ANGLE</th> </tr> </thead> <tbody> <tr> <td>LNE35630</td> <td>6"</td> <td>30°</td> </tr> </tbody> </table>	STOCK CODE	LENGTH	ANGLE	LNE35630	6"	30°
STOCK CODE	LENGTH	ANGLE				
LNE35630	6"	30°				
						
<table border="1"> <thead> <tr> <th>STOCK CODE</th> <th>LENGTH</th> <th>ANGLE</th> </tr> </thead> <tbody> <tr> <td>LNE45945</td> <td>9"</td> <td>45°</td> </tr> </tbody> </table>	STOCK CODE	LENGTH	ANGLE	LNE45945	9"	45°
STOCK CODE	LENGTH	ANGLE				
LNE45945	9"	45°				

						
<table border="1"> <thead> <tr> <th>STOCK CODE</th> <th>LENGTH</th> <th>ANGLE</th> </tr> </thead> <tbody> <tr> <td>LNE35650</td> <td>6"</td> <td>50°</td> </tr> </tbody> </table>	STOCK CODE	LENGTH	ANGLE	LNE35650	6"	50°
STOCK CODE	LENGTH	ANGLE				
LNE35650	6"	50°				
						
<table border="1"> <thead> <tr> <th>STOCK CODE</th> <th>LENGTH</th> <th>ANGLE</th> </tr> </thead> <tbody> <tr> <td>LNE45970</td> <td>9"</td> <td>70°</td> </tr> </tbody> </table>	STOCK CODE	LENGTH	ANGLE	LNE45970	9"	70°
STOCK CODE	LENGTH	ANGLE				
LNE45970	9"	70°				

USA SPECIFICATION:


Swan Necks - USA Specification						
	<table border="1"> <thead> <tr> <th>STOCK CODE</th> <th>LENGTH</th> <th>ANGLE</th> </tr> </thead> <tbody> <tr> <td>KP1908</td> <td>6"</td> <td>10°</td> </tr> </tbody> </table>	STOCK CODE	LENGTH	ANGLE	KP1908	6"
STOCK CODE	LENGTH	ANGLE				
KP1908	6"	10°				

						
<table border="1"> <thead> <tr> <th>STOCK CODE</th> <th>LENGTH</th> <th>ANGLE</th> </tr> </thead> <tbody> <tr> <td>KP1910</td> <td>9"</td> <td>45°</td> </tr> </tbody> </table>	STOCK CODE	LENGTH	ANGLE	KP1910	9"	45°
STOCK CODE	LENGTH	ANGLE				
KP1910	9"	45°				

						
<table border="1"> <thead> <tr> <th>STOCK CODE</th> <th>LENGTH</th> <th>ANGLE</th> </tr> </thead> <tbody> <tr> <td>KP1907</td> <td>9"</td> <td>70°</td> </tr> </tbody> </table>	STOCK CODE	LENGTH	ANGLE	KP1907	9"	70°
STOCK CODE	LENGTH	ANGLE				
KP1907	9"	70°				

PRO-FC EURO CONNECTOR LINERS

		STOCK CODE	LENGTH	WIRE SIZE	LNE 350A	LNE 450A
Liners	PLAIN	A LNE5033-08	8ft	1.0-1.2mm (.040-.045")	■	
		LNE5033-10	10ft	1.0-1.2mm (.040-.045")	■	
		LNE5033-15	15ft	1.0-1.2mm (.040-.045")	■	
		B LNE5034-08	8ft	1.2-1.6mm (.045-1/16")	■	
		LNE5034-10	10ft	1.2-1.6mm (.045-1/16")	■	
		LNE5034-15	15ft	1.2-1.6mm (.045-1/16")	■	
		C LNE4033-08	8ft	2.0-2.4mm (5/64-3/32")	■	
		LNE4033-10	10ft	2.0-2.4mm (5/64-3/32")	■	
		LNE4033-15	15ft	2.0-2.4mm (5/64-3/32")	■	
		D LNE6033-08	8ft	1.6-2.4mm (1/16-3/32")		■
		LNE6033-10	10ft	1.6-2.4mm (1/16-3/32")		■
		LNE6033-15	15ft	1.6-2.4mm (1/16-3/32")		■
	LNE6034-08	8ft	2.4mm (3/32")		■	
	LNE6034-10	10ft	2.4mm (3/32")		■	
	LNE6034-15	15ft	2.4mm (3/32")		■	
LNE6035-08	8ft	2.8-3.2mm (.11-1/8")		■		
LNE6035-10	10ft	2.8-3.2mm (.11-1/8")		■		
LNE6035-15	15ft	2.8-3.2mm (.11-1/8")		■		



■ Solid Box = Recommended Liner

PRO-FC DIRECT PIN CONNECTOR LINERS

Only to be used in conjunction with modular power pins

		STOCK CODE	LENGTH	WIRE SIZE	LNE 350A	LNE 450A
Liners	PLAIN	A LNE5033-08P	8ft	1.0-1.2mm (.040-.045")	■	
		LNE5033-10P	10ft	1.0-1.2mm (.040-.045")	■	
		LNE5033-15P	15ft	1.0-1.2mm (.040-.045")	■	
		LNE5034-08P	8ft	1.2-1.6mm (.045-1/16")	■	
		LNE5034-10P	10ft	1.2-1.6mm (.045-1/16")	■	
		LNE5034-15P	15ft	1.2-1.6mm (.045-1/16")	■	
		LNE4033-08P	8ft	2.0-2.4mm (5/64-3/32")	■	
		LNE4033-10P	10ft	2.0-2.4mm (5/64-3/32")	■	
		LNE4033-15P	15ft	2.0-2.4mm (5/64-3/32")	■	
	B LNE6033-08P	8ft	1.6-2.4mm (1/16-3/32")		■	
	LNE6033-10P	10ft	1.6-2.4mm (1/16-3/32")		■	
	LNE6033-15P	15ft	1.6-2.4mm (1/16-3/32")		■	
	LNE6034-08P	8ft	2.4mm (3/32")		■	
	LNE6034-10P	10ft	2.4mm (3/32")		■	
	LNE6034-15P	15ft	2.4mm (3/32")		■	
	LNE6035-08P	8ft	2.8-3.2mm (.11-1/8")		■	
	LNE6035-10P	10ft	2.8-3.2mm (.11-1/8")		■	
	LNE6035-15P	15ft	2.8-3.2mm (.11-1/8")		■	



■ Solid Box = Recommended Liner
□ Clear Box = Compatible Liner

0.6-0.9mm Wire ■ Blue

1.0-1.2mm Wire ■ Red

1.2-1.6mm Wire ■ Yellow



MIG TORCH END CONNECTOR OPTIONS

Our MIG torches come with a euro connection as standard. If you require a different connection for your torch, simply update the torch part number when ordering.

With any MIG air cooled torch from any MIG torch range, change the last letter from 'E' (for the Euro fitting) to one of the power pin stock code letters.

Example - For a Tweco® termination XP8 300A the standard Euro terminated torch package stock code changes from XP300A-40E to XP300A-40T.



STOCK CODE	MACHINE TYPE
T	Tweco®
M	Miller®
N	NAS
LS	Lincoln Electric® SP
H	Hobart®
MX	Miller® - Small Housing
NX	NAS - Small Housing

Miller®, Tweco®, Hobart®, Lincoln Electric®, Hobart® trademarks are the property of their respective owners, and usage is for reference only. These products are not endorsed by the original manufacturer.

MODULAR POWER PIN TORCH CONVERSION KIT


FEATURES AND BENEFITS

The modular power pins can easily be changed over enabling a torch to be used more flexibly on a wide range of American type MIG power sources.

A modular adaptor body replaces the Euro plug. Torches can be supplied converted or a conversion kit is available to change an existing Euro fitting torch to the modular power pin system.

A wide range of power pin kits are available, made for each torch range to suit the liner fitting. A pin kit consists of a power pin complete with a switch lead assembly.

The chosen modular pin is screwed into the adaptor body, the switch lead assembly installed to the torch housing and terminals connected.



Kit Ordering Guide

To order a replacement/alternative pin and switch lead kit, follow the part number key shown below.

The example is for a Tweco® pin termination kit for an XP8 air cooled torch already fitted with a modular pin adaptor body, the number will be as shown.


TW 2022 MK

1. PIN/MACHINE TYPE		2. TORCH RANGE		3. KIT TYPE	
STOCK CODE	MACHINE TYPE	STOCK CODE	RANGE	STOCK CODE	DESCRIPTION
TW	Tweco® No.4	2022	XP8	MK	Modular Kit
ML	Miller®	1528	BZL		
NS	NAS	1575	TWC		
LS	Lincoln Electric® SP	5060	BND		
HB	Hobart®	414	TRG		
		6028	PRO-FC		

MODULAR ADAPTOR BODY KITS*

RANGE	STOCK CODE	DESCRIPTION
XP8	XP2022A	Adaptor Body
BZL, PRO-FC 350A	BZL1528AK	Adaptor Body c/w M10 Connector
TWC	XP2022A	Adaptor Body
BND	BND5060AK	Adaptor Body c/w 1/4" NPT Connector
TRG	TRG414AK	Adaptor Body c/w 9/16" UNF Connector
PRO FC 450A	LNE450AK	Adaptor Body c/w M14 Connector

*Required if your torch is not already fitted with a modular power pin.





KMP CONSUMABLES

Compatible with MT 18, KMG/FE 20,
MT/KMG/FE/MMT/PMT 25

Nozzle			
	STOCK CODE	TYPE	BORE
	9580101	Conical	14mm (.55")
Nozzle Insulator			
	STOCK CODE		
	9591010		

Compatible with FE/MMT/PMT 27,
FE/MMT/PMT 32, MMT/PMT/WS 30W

Nozzle			
	STOCK CODE	TYPE	BORE
	4294970	Conical (M6)	14mm (.55")
	4295760	Conical (M8)	14mm (.55")

MT/KMG 32

Nozzle			
	STOCK CODE	TYPE	BORE
	4259120	Cylindrical	16mm (5/8")

Compatible with PMT MN, PMT 30,
MT 38, KMG/MMT/PMT 40, PMT 50

Nozzles			
	STOCK CODE	TYPE	BORE
	4273510	Conical	12.5mm (.49")
Nozzles			
	STOCK CODE	TYPE	BORE
	4255530	Cylindrical	16mm (5/8")
Nozzle Insulator			
	STOCK CODE		
	4248710		

ALL MODELS

Contact Tips			
	STOCK CODE	WIRE SIZE	MATERIAL
	9876634	0.6mm (.023")	ECu
	9876635	0.8mm (.030")	ECu
	9876633	0.9mm (.035")	ECu
	9876636	1.0mm (.040")	ECu
	9876637	1.2mm (.045")	ECu
	9876639	1.6mm (1/16")	ECu

ALL MODELS

Contact Tips			
	STOCK CODE	WIRE SIZE	MATERIAL
	9580122	0.8mm (.030")	ECu
	9580121	0.9mm (.035")	ECu
	9580123	1.0mm (.040")	ECu
	9580124	1.2mm (.045")	ECu
	9580124A	1.2mm (.045")	ECu Al Wire
	9580125	1.4mm (.055")	ECu
	9580126	1.6mm (1/16")	ECu

Compatible with PMT MN, MT 38,
KMG 40

Tip Adaptors			
	STOCK CODE	TIP THREAD	NECK THREAD
	4255420	M8	M10x1
	4255421	M8	M10x1

Compatible with MT 18, KMG/FE 20,
MMG 22, MT/KMG/FE/MMT/PMT 25

Tip Adaptor			
	STOCK CODE	TIP THREAD	NECK THREAD
	9580173	M6	M9

Compatible with PMT MN, FE/MMT/
PMT 27, FE/MMT/PMT 32, MMT/
PMT/WS 30W

Tip Adaptors			
	STOCK CODE	TIP THREAD	NECK THREAD
	4295740	M8	M8 x 1
	4294890	M6	M8 x 1

Compatible with PMT 30, MMT/PMT
40, PMT 50

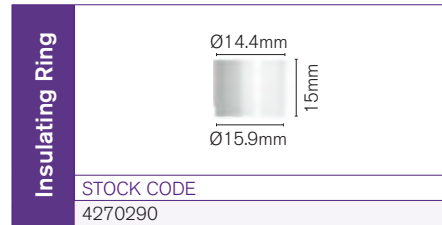
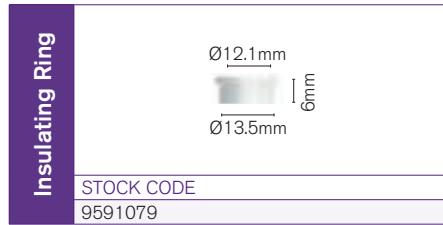
Tip Adaptor			
	STOCK CODE	TIP THREAD	NECK THREAD
	426964001	M8	M11x1

Use of the manufacturers part number and model number is for reference only. These products are not endorsed by the original manufacturer.

Compatible with MT 18, KMG/FE 20, MMG 22, MT/KMG/FE/MMT/PMT 25


Compatible with PMT 30, MMT/PMT 40, PMT 50

Compatible with PMT MN, FE/MMT/PMT 27, FE/MMT/PMT 32, MMT/PMT/WS 30W



LINERS

		STOCK CODE	LENGTH	WIRE SIZE	APPLICATION	MT 18, FE/KMG 20, FE/PMT/MT/MMT/KMG 25	FE/MMT/PMT 27, FE/MMT/PMT /MT/KMG 32, MT 38, KMG 40	MMT/PMT/WS 30W	PMT 30	PMT/MT 40	PMT 50
A	Steel	4188578	2.5m	0.6-0.8mm (.023-.030")	Steel Wires	<input type="checkbox"/>	<input type="checkbox"/>	<input type="checkbox"/>	<input type="checkbox"/>	<input type="checkbox"/>	<input type="checkbox"/>
		4188579	3m	0.6-0.8mm (.023-.030")	Steel Wires	<input type="checkbox"/>	<input type="checkbox"/>	<input type="checkbox"/>	<input type="checkbox"/>	<input type="checkbox"/>	<input type="checkbox"/>
		4188571	3m	0.6-0.8mm (.023-.030")	Steel Wires	<input checked="" type="checkbox"/>	<input checked="" type="checkbox"/>	<input checked="" type="checkbox"/>	<input type="checkbox"/>	<input type="checkbox"/>	<input type="checkbox"/>
		4188572	4.5m	0.6-0.8mm (.023-.030")	Steel Wires	<input checked="" type="checkbox"/>	<input checked="" type="checkbox"/>	<input checked="" type="checkbox"/>	<input type="checkbox"/>	<input type="checkbox"/>	<input type="checkbox"/>
A		4188577	4m	0.6-0.8mm (.023-.030")	Steel Wires	<input checked="" type="checkbox"/>	<input checked="" type="checkbox"/>	<input checked="" type="checkbox"/>	<input type="checkbox"/>	<input type="checkbox"/>	<input type="checkbox"/>
		4188588	2.5m	0.9-1.2mm (.035-.045")	Steel Wires	<input type="checkbox"/>	<input type="checkbox"/>	<input type="checkbox"/>	<input type="checkbox"/>	<input type="checkbox"/>	<input type="checkbox"/>
		4188589	3m	0.9-1.2mm (.035-.045")	Steel Wires	<input type="checkbox"/>	<input type="checkbox"/>	<input type="checkbox"/>	<input type="checkbox"/>	<input type="checkbox"/>	<input type="checkbox"/>
C	Polyamide Copper	4302100	3m	0.9-1.2mm (.035-.045")	Soft Wires	<input type="checkbox"/>	<input type="checkbox"/>	<input type="checkbox"/>	<input type="checkbox"/>	<input type="checkbox"/>	<input type="checkbox"/>
B	Steel	4188590	4m	1.6mm (1/16")	Steel Wires		<input checked="" type="checkbox"/>	<input checked="" type="checkbox"/>	<input checked="" type="checkbox"/>	<input checked="" type="checkbox"/>	<input checked="" type="checkbox"/>
		4188591	3m	1.6mm (1/16")	Steel Wires		<input checked="" type="checkbox"/>	<input checked="" type="checkbox"/>	<input checked="" type="checkbox"/>	<input checked="" type="checkbox"/>	<input checked="" type="checkbox"/>
		4188592	4.5m	1.6mm (1/16")	Steel Wires		<input checked="" type="checkbox"/>	<input checked="" type="checkbox"/>	<input checked="" type="checkbox"/>	<input checked="" type="checkbox"/>	<input checked="" type="checkbox"/>
D	Polyamide Copper	4300850	4.5m	0.8-1.6mm (.030-.063")	Soft Wires	<input type="checkbox"/>	<input type="checkbox"/>	<input type="checkbox"/>	<input type="checkbox"/>	<input type="checkbox"/>	<input type="checkbox"/>
B	Steel	4188581	3m	0.9-1.2mm (.035-.045")	Steel Wires	<input checked="" type="checkbox"/>	<input checked="" type="checkbox"/>	<input checked="" type="checkbox"/>	<input checked="" type="checkbox"/>	<input checked="" type="checkbox"/>	<input checked="" type="checkbox"/>
		4188587	4m	0.9-1.2mm (.035-.045")	Steel Wires	<input checked="" type="checkbox"/>	<input checked="" type="checkbox"/>	<input checked="" type="checkbox"/>	<input checked="" type="checkbox"/>	<input checked="" type="checkbox"/>	<input checked="" type="checkbox"/>
		4188582	4.5m	0.9-1.2mm (.035-.045")	Steel Wires	<input checked="" type="checkbox"/>	<input checked="" type="checkbox"/>	<input checked="" type="checkbox"/>	<input checked="" type="checkbox"/>	<input checked="" type="checkbox"/>	<input checked="" type="checkbox"/>
D	Polyamide Copper	4302710	4.5m	0.9-1.2mm (.035-.045")	Soft Wires	<input type="checkbox"/>	<input type="checkbox"/>	<input type="checkbox"/>	<input checked="" type="checkbox"/>	<input type="checkbox"/>	



Solid Box = Recommended Liner
 Clear Box = Compatible Liner

0.6-0.9mm Wire Blue

1.0-1.2mm Wire Red

1.2-1.6mm Wire Yellow

ESB CONSUMABLES

Compatible with PSF 160

Nozzles c/w Insulators		
	STOCK CODE	BORE
	366-946-880	11mm (.43")
	366-854-880	13mm (1/2")
Nozzle Insulator		
	STOCK CODE	
	366-396-001	

Contact Tips				
	STOCK CODE	WIRE SIZE	MATERIAL	
	153-500-001	0.6mm (.023")	ECu	
	153-500-002	0.8mm (.030") CO ₂	ECu	
	153-500-003	0.8mm (.030")	ECu	
	153-500-004	0.9mm (.035")	ECu	
	468-500-001	0.6mm (.023")	CuCrZr	
	468-500-002	0.8mm (.030") CO ₂	CuCrZr	
	468-500-003	0.8mm (.030")	CuCrZr	
468-500-004	0.9mm (.035")	CuCrZr		
468-500-005	1.0mm (.040")	CuCrZr		

Tip Adaptor			
	STOCK CODE	TIP THREAD	NECK THREAD
	469-249-001	M6	M10

Compatible with PSF 250

Nozzles c/w Insulators		
	STOCK CODE	BORE
	366-946-881	12mm (15/32")
	366-854-881	14mm (9/16")
Nozzle Insulator		
	STOCK CODE	
	366-396-002	

Contact Tips				
	STOCK CODE	WIRE SIZE	MATERIAL	
	153-500-001	0.6mm (.023")	ECu	
	153-500-002	0.8mm (.030") CO ₂	ECu	
	153-500-003	0.8mm (.030")	ECu	
	153-500-004	0.9mm (.035")	ECu	
	468-500-001	0.6mm (.023")	CuCrZr	
	468-500-002	0.8mm (.030") CO ₂	CuCrZr	
	468-500-003	0.8mm (.030")	CuCrZr	
468-500-004	0.9mm (.035")	CuCrZr		
468-500-005	1.0mm (.040")	CuCrZr		

Tip Adaptor			
	STOCK CODE	TIP THREAD	NECK THREAD
	366-314-001	M6	M10

Compatible with PSF 305/315

Nozzles c/w Insulators		
	STOCK CODE	BORE
	366-946-882	13mm (1/2")
	366-854-882	16mm (5/8")
Nozzle Insulator		
	STOCK CODE	
	366-396-003	

Contact Tips			
	STOCK CODE	WIRE SIZE	MATERIAL
	468-500-001	0.6mm (.023")	CuCrZr
	468-500-002	0.8mm (.030") CO ₂	CuCrZr
	468-500-003	0.8mm (.030")	CuCrZr
	468-500-004	0.9mm (.035")	CuCrZr
	468-500-005	1.0mm (.040")	CuCrZr
	468-500-007	1.2mm (.045")	CuCrZr
	468-500-008	1.4mm (.055")	CuCrZr

Tip Adaptor			
	STOCK CODE	TIP THREAD	NECK THREAD
	366-394-001	M6	M12

Compatible with PSF 400/405

Nozzles c/w Insulators		
	STOCK CODE	BORE
	366-946-883	14mm (9/16")
	366-854-883	16mm (5/8")
Nozzle Insulator		
	STOCK CODE	
	366-396-004	

Contact Tips			
	STOCK CODE	WIRE SIZE	MATERIAL
	468-502-003	0.8mm (.030")	CuCrZr
	468-502-004	0.9mm (.035")	CuCrZr
	468-502-005	1.0mm (.040")	CuCrZr
	468-502-006	1.1mm (.043")	CuCrZr
	468-502-007	1.2mm (.045")	CuCrZr
	468-502-008	1.4mm (.055")	CuCrZr
	468-502-009	1.6mm (1/16")	CuCrZr
	468-502-010	1.6mm (1/16") CO ₂	CuCrZr

Tip Adaptor			
	STOCK CODE	TIP THREAD	NECK THREAD
	366-394-002	M8	M12

LINERS

	STOCK CODE	LENGTH	WIRE SIZE	APPLICATION	PSF160	PSF250	PSF305/315	PSF400/425
Steel	366-359-882	3m	0.6-0.8mm (.023-.030")	Steel Wires	■	■	■	■
	366-549-883	4.5m	0.6-0.8mm (.023-.030")	Steel Wires	■	■	■	■
	366-549-884	3m	0.9-1.0mm (.035-.040")	Steel Wires	■	■	■	■
	366-549-885	4.5m	0.9-1.0mm (.035-.040")	Steel Wires	■	■	■	■
	366-549-886	3m	1.2mm (.045")	Steel Wires	■	■	■	■
	366-549-887	3m	1.2mm (.045")	Steel Wires	■	■	■	■
	366-549-888	3m	1.6mm (1/16")	Steel Wires	□	□	□	□
	366-549-889	4.5m	1.6mm (1/16")	Steel Wires	□	□	□	□
Nylon	366-550-884	3m	0.9-1.0mm (.035-.040")	Soft Wires	■	■	■	■
	366-550-885	4.5m	0.9-1.0mm (.035-.040")	Soft Wires	■	■	■	■
	366-550-886	3m	1.2mm (.045")	Soft Wires	□	□	□	□
	366-550-887	4.5m	1.2mm (.045")	Soft Wires	□	□	□	□
	366-550-891	4.5m	1.6mm (1/16")	Soft Wires	□	□	□	□



■ Recommended Liner
□ Compatible Liner

■ Solid Box = Recommended Liner
□ Clear Box = Compatible Liner

0.6-0.9mm Wire ■ Blue

1.0-1.2mm Wire ■ Red

FRN CONSUMABLES

Compatible with AL225, 2300, 2500, 262, 3000, 4000, AW225, 352

Compatible with AL3000, 4000

Contact Tips

STOCK CODE	WIRE SIZE	MATERIAL
PW4200010052	0.6mm (.023")	CuCrZr

STOCK CODE	WIRE SIZE	MATERIAL
PW4200010053	0.8mm (.030")	CuCrZr
PW4200010054	1.0mm (.040")	CuCrZr
PW4200010055	1.2mm (.045")	CuCrZr

Contact Tips

STOCK CODE	WIRE SIZE	MATERIAL
PW4200012911	0.8mm (.030")	CuCrZr
PW4200012912	1.0mm (.040")	CuCrZr
PW4200012913	1.2mm (.045")	CuCrZr

Compatible with AL372, 4000, 5000, AW502

Contact Tips

STOCK CODE	WIRE SIZE	MATERIAL
PW4200011576	0.8mm (.030")	CuCrZr
PW4200011577	1.0mm (.040")	CuCrZr
PW4200011578	1.2mm (.045")	CuCrZr
PW4200011930	1.4mm (.055")	CuCrZr
PW4200011579	1.6mm (1/16")	CuCrZr

HIGH TEMP PVC COPPER CABLE



APPLICATIONS



TECHNICAL SPECIFICATION

OPERATING TEMPERATURE	-30°C – +70°C Fixed Installation + 5°C – 70°C Mobile Installation
RATED VOLTAGE	450 / 750V, 600 / 1000V Fixed and Protected Installation
MAX SHORT CIRCUIT TEMPERATURE	160°C on the conductor (maximum duration 5 seconds)
MINIMUM BENDING RADIUS	Fixed installation: 4 x outer diameter


STOCK CODE	SIZE	CONDUCTOR	INSULATION THICKNESS	NOMINAL CURRENT RATING	OUTER DIAMETER	MAX CONDUCTOR RESIST AT 20°C	CABLE WEIGHT	COIL WEIGHT
16MMCC	16mm ²	168 x 0.3mm	1.4mm	110 Amps	8.4mm	1.31 Ohms/km	200 kg/km	7.8kg
25MMCC	25mm ²	324 x 0.3mm	1.5mm	170 Amps	10.5mm	.850 Ohms/km	300 kg/km	11.7kg
35MMCC	35mm ²	1078 x 0.2mm	1.7mm	240 Amps	12.0mm	.595 Ohms/km	410 kg/km	14.9kg
50MMCC	50mm ²	532 x 0.3mm	1.7mm	345 Amps	12.75mm	.419 Ohms/km	565 kg/km	17.2kg
70MMCC	70mm ²	770 x 0.3mm	1.9mm	485 Amps	15.6mm	.297 Ohms/km	780 kg/km	9.6kg


Use of the manufacturers part number and model number is for reference only. These products are not endorsed by the original manufacturer.


HOSE, LINER MATERIAL AND SHEATH


HOSE

Blue Reinforced PVC Hose			
			
STOCK CODE	BORE	OUTER DIAMETER	
B5012B	5mm (3/16")	8mm (5/16")	

Red Reinforced PVC Hose			
			
STOCK CODE	BORE	OUTER DIAMETER	
B5012R	5mm (3/16")	8mm (5/16")	


Blue Rubber Overbraided Hose			
			
STOCK CODE	BORE	OUTER DIAMETER	
B50120BB	5mm (3/16")	8.5mm (.33")	


Red Rubber Overbraided Hose			
			
STOCK CODE	BORE	OUTER DIAMETER	
B50120BR	5mm (3/16")	8.5mm (.33")	

Black Reinforced PVC Hose			
			
STOCK CODE	BORE	OUTER DIAMETER	
4X1.2MM	4mm (5/32")	6.4mm (.25")	
5X1.2MM	5mm (3/16")	7.4mm (.030")	


Argon Nylon Braided Hose			
			
STOCK CODE	BORE	OUTER DIAMETER	
7606-A	6mm (1/4")	10mm (3/8")	
7610-A	10mm (3/8")	13mm (1/2")	

LINER MATERIAL

Teflon Liner											
											
STOCK CODE	BORE	OUTER DIAMETER	WIRE SIZE	STOCK CODE	BORE	OUTER DIAMETER	WIRE SIZE	STOCK CODE	BORE	OUTER DIAMETER	WIRE SIZE
B1536B	1.5mm (.06")	4.0mm (5/32")	0.6-0.9mm (.023-.035")	B2513	2.1mm (5/64")	3.9mm (.15")	1.0-1.2mm (.040-.045")	B3626	2.8mm (.11")	4.6mm (.18")	1.2-1.6mm (.045-1/16")

Carbon Teflon liner			
			
STOCK CODE	BORE	OUTER DIAMETER	WIRE SIZE
B2554	2.0mm (5/64")	4.0mm (5/32")	1.0-1.2mm (.040-.045")

Carbon Teflon liner			
			
STOCK CODE	BORE	OUTER DIAMETER	WIRE SIZE
B3554	2.7mm (.10")	4.7mm (.19")	1.2-1.6mm (.045-1/16")

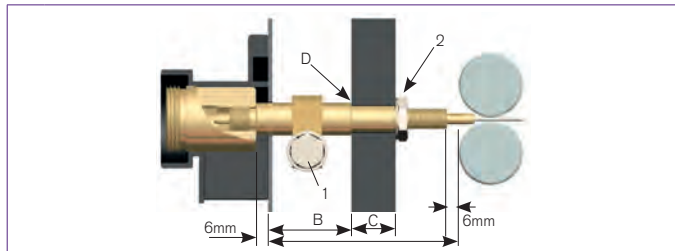
Polyamide Liner			
			
STOCK CODE	BORE	OUTER DIAMETER	WIRE SIZE
B1564P	2.0mm (5/64")	4.0mm (5/32")	0.8-1.2mm (.030"-.045")
B2564P	2.3mm (.09")	4.7mm (.19")	1.2-1.6mm (.045-1/16")
B3564P	2.9mm (.11")	4.7mm (.19")	1.6-2.0mm (1/16-5/64")

SHEATH

Rubberised Canvas Cover Plain		
		
STOCK CODE	BORE	WALL THICKNESS
B5019	25mm (.98")	1.5mm (.06")
B6019	28mm (1.10")	1.5mm (.06")


MACHINE CONVERSION KITS

Special guide tubes can be manufactured to your specification. For a quotation please contact the sales office with the information detailed in A to E.

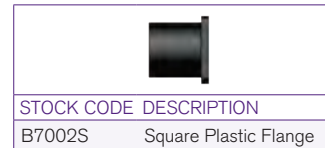


Required Information

- A Distance from Face Plate to Drive Rolls
- B Distance from Face Plate to Feed Box
- C Gearbox Width
- D Diameter of Hole in Feed Box
- E Method of Power Current Pick Up (i.e. Current Clamp (1) or Locknut (2))




STOCK CODE	DESCRIPTION
B7002	Plastic Flange



STOCK CODE	DESCRIPTION
B7002S	Square Plastic Flange



STOCK CODE	DESCRIPTION
B7017	Current Clamp



STOCK CODE	DESCRIPTION
1 B7001	Standard Connection Block
2 B7001S	Side Entry Connection Block
3 FEMALESOCKET	Lead with female connector

WIRE GUIDE TUBES



STOCK CODE DESCRIPTION

- B7030 Universal Guide Tube
- B1505 Locknut to Suit
- B1000 (NI) Conversion Kit c/w Wire Guide Tube, Euroblock, Plastic Flange and Current Clamp




STOCK CODE DESCRIPTION

- B7062 Kemppi® Lisa 15 Wire Guide Tube
- B1015 (NI) Conversion Kit c/w Wire Guide Tube, Euroblock, Plastic Flange and Current Clamp




STOCK CODE DESCRIPTION

- B7031 Migatronic® Wire Guide Tube
- B1011 (NI) Conversion Kit c/w Wire Guide Tube, Euroblock, Plastic Flange and Current Clamp



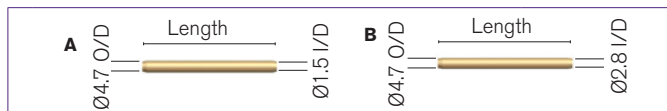
STOCK CODE DESCRIPTION

- B7067 ESAB® Connection Block
- B1017 (NI) Conversion Kit c/w Wire Guide Tube and Plastic Flange



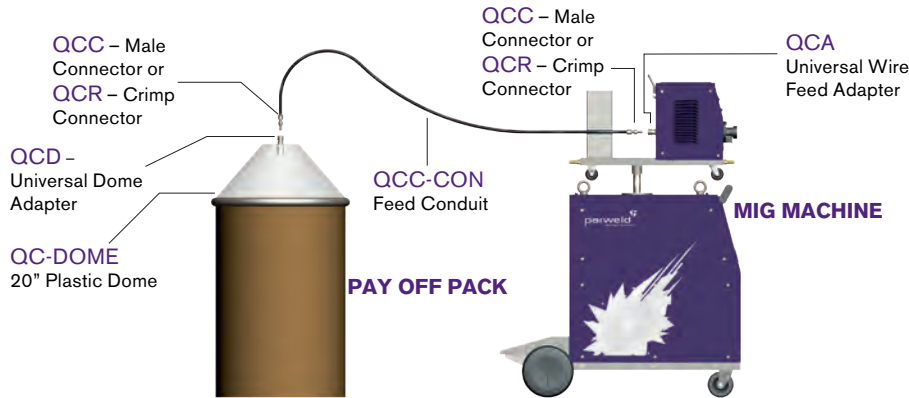
STOCK CODE DESCRIPTION

- B7048 Standard Wire Guide Tube
- B1007 (NI) Conversion Kit c/w Wire Guide Tube, Euroblock, Plastic Flange and Current Clamp



STOCK CODE	DESCRIPTION	SIZE	LENGTH
A B7090	Inlet Guide	0.8-1.2mm (.030"-0.45")	96mm (3.80")
B7091	Inlet Guide	0.8-1.2mm (.030"-0.45")	120mm (4.72")
B7092	Inlet Guide	0.8-1.2mm (.030"-0.45")	150mm (5.90")
B7093	Inlet Guide	0.8-1.2mm (.030"-0.45")	180mm (7.09")
B7094	Inlet Guide	0.8-1.2mm (.030"-0.45")	240mm (9.45")
B7095	Inlet Guide	0.8-1.2mm (.030"-0.45")	300mm (11.80")
B B7096	Inlet Guide	1.6-2.4mm (1/16"-3.32")	150mm (5.90")
B7097	Inlet Guide	1.6-2.4mm (1/16"-3.32")	300mm (11.80")

BULK PACK FEED CONDUIT



QCC CONDUIT	
STOCK CODE	DESCRIPTION
QCC-CON	Feed Conduit Only (per meter) 27m Coil Length

FEATURES	FITTINGS
High tensile spiral wound inner	5mm (0.198") Inner diameter
Superior kink resistant	12.7mm (0.50") Outer diameter
Rubber insulating cover	Solid wire up to 2.4mm (3/32")
	Corded wire up to 2mm (5/64")

QCA UNIVERSAL WIRE FEED ADAPTOR	
STOCK CODE	DESCRIPTION
QCA	Universal Wire Feed Adaptor

FEATURES
 Provides a female connection on the rear of the wire feeder
 Mounts easily in place of the inlet guide for the majority of MIG feeders
 Female socket accepts QCC connector

FITTINGS
 Supplied with a complete range of bushings

QCR CRIMP CONNECTOR	
STOCK CODE	DESCRIPTION
QCR	Crimp Connector

FEATURES
 Compact design
 Permanent connection
 Requires hydraulic crimping machine

QCC CONNECTOR	
STOCK CODE	DESCRIPTION
QCC	Male Connector

FEATURES
 Conduits can be rapidly interchanged without tools
 Provides connection to payoff pack and wire feeding equipment
 Each connector consists of ferrule, compression nut and bayonet
 Easily fixes to conduit with spanners

QCD UNIVERSAL DOME ADAPTOR	
STOCK CODE	DESCRIPTION
QCD	Universal Dome Adaptor

FEATURES
 Utilised for mounting onto plastic domes and payoff packs
 • Female socket accepts QCC connector
 • Clamps to plastic dome
 • Tapered inlet ensures smooth wire feeding
 Supplied complete with washers and a wear resistant steel guide

QC DOME	
STOCK CODE	DESCRIPTION
QC-DOME	QC Dome

FEATURES
 Inspection Flap

All registered trademarks used throughout this catalogue are the property of their respective owner, and usage is for reference only. These products are not endorsed by the original manufacturer.

TIG CONSUMABLES



Parweld offers a comprehensive TIG consumable range, manufactured to the highest specifications, for a competitive price, whilst ensuring a consistent and durable high quality weld.

CONSISTANT DURABILITY

CONSUMABLES PRO/ECO/WP9,20,25

STANDARD CONSUMABLES

Standard Ceramic Cups			
	STOCK CODE	SIZE	BORE
13N08	4	6mm (1/4")	
13N09	5	8mm (5/16")	
13N10	6	10mm (3/8")	
13N11	7	11mm (7/16")	
13N12	8	13mm (1/2")	
13N13	10	16mm (5/8")	

Long Ceramic Cups			
	STOCK CODE	SIZE	BORE
796F70	3L	5mm (3/16")	
796F71	4L	6mm (1/4")	
796F72	5L	8mm (5/16")	
796F73	6L	10mm (3/8")	

Extra Long Ceramic Cups			
	STOCK CODE	SIZE	BORE
796F74	3XL	5mm (3/16")	
796F75	4XL	6mm (1/4")	
796F76	5XL	8mm (5/16")	
796F77	6XL	10mm (3/8")	

Collet Bodies		
	STOCK CODE	ELECTRODE SIZE
13N25	0.5mm (.020")	
13N26	1.0mm (.040")	
13N27	1.6mm (1/16")	
13N27M	2.0mm (5/64")	
13N28	2.4mm (3/32")	
13N29	3.2mm (1/8")	

Collets		
	STOCK CODE	ELECTRODE SIZE
13N20	0.5mm (.020")	
13N21	1.0mm (.040")	
13N22	1.6mm (1/16")	
13N22M	2.0mm (5/64")	
13N23	2.4mm (3/32")	
13N24	3.2mm (1/8")	

NEW-Wedge Collets		
	STOCK CODE	ELECTRODE SIZE
13N21W	1.0mm (.040")	
13N22W	1.6mm (1/16")	
13N23W	2.4mm (3/32")	
13N24W	3.2mm (1/8")	

Insulator		
	STOCK CODE	DESCRIPTION
598882	Cup Gasket	

NEW GAS SAVER RANGE
See pages 180 for more information.

CONSUMABLES PRO/ECO/WP9,20,25

GAS LENS CONSUMABLES

Gas Lens Cups			
	STOCK CODE	SIZE	BORE
53N58	4	6mm (1/4")	
53N59	5	8mm (5/16")	
53N60	6	10mm (3/8")	
53N61	7	11mm (7/16")	
53N61-S	8	13mm (1/2")	

Gas Lens Bodies		
	STOCK CODE	ELECTRODE SIZE
45V41	0.5mm (.020")	
45V42	1.0mm (.040")	
45V43	1.6mm (1/16")	
45V43M	2.0mm (5/64")	
45V44	2.4mm (3/32")	
45V45	3.2mm (1/8")	

Collets		
	STOCK CODE	ELECTRODE SIZE
13N20	0.5mm (.020")	
13N21	1.0mm (.040")	
13N22	1.6mm (1/16")	
13N22M	2.0mm (5/64")	
13N23	2.4mm (3/32")	
13N24	3.2mm (1/8")	

NEW-Wedge Collets		
	STOCK CODE	ELECTRODE SIZE
13N21W	1.0mm (.040")	
13N22W	1.6mm (1/16")	
13N23W	2.4mm (3/32")	
13N24W	3.2mm (1/8")	

Insulator		
	STOCK CODE	DESCRIPTION
598882	Cup Gasket	

LARGE DIAMETER GAS LENS CONSUMABLES

Large Diameter Gas Lens Cups			
	STOCK CODE	SIZE	BORE
57N75	6	10mm (3/8")	
57N74	8	13mm (1/2")	
53N88	10	16mm (5/8")	
53N87	12	19mm (3/4")	

Large Diameter Gas Lens Bodies		
	STOCK CODE	ELECTRODE SIZE
45V116S	1.6mm (1/16")	
45V64S	2.4mm (3/32")	

Large Diameter Collets		
	STOCK CODE	ELECTRODE SIZE
13N22L	1.6mm (1/16")	
13N23L	2.4mm (3/32")	
13N24L	3.2mm (1/8")	

Insulator		
	STOCK CODE	DESCRIPTION
54N63-20	Large Diameter Gas Lens	

NEW GAS SAVER RANGE
See pages 180 for more information.

CONSUMABLES PRO/ECO/WP17,18,26

STANDARD CONSUMABLES

Standard Ceramic Cups

STOCK CODE	SIZE	BORE
10N50	4	6mm (1/4")
10N49	5	8mm (5/16")
10N48	6	10mm (3/8")
10N47	7	11mm (7/16")
10N46	8	13mm (1/2")
10N45	10	16mm (5/8")
10N44	12	19mm (3/4")

Long Ceramic Cups

STOCK CODE	SIZE	BORE
10N49L	5L	8mm (5/16")
10N48L	6L	10mm (3/8")
10N47L	7L	11mm (7/16")

Collet Bodies

STOCK CODE	ELECTRODE SIZE
10N29	0.5mm (.020")
10N30	1.0mm (.040")
10N31	1.6mm (1/16")
10N31M	2.0mm (5/64")
10N32	2.4mm (3/32")
10N28	3.2mm (1/8")
406488	4.0mm (5/32")

Collets

STOCK CODE	ELECTRODE SIZE
10N21	0.5mm (.020")
10N22	1.0mm (.040")
10N23	1.6mm (1/16")
10N23M	2.0mm (5/64")
10N24	2.4mm (3/32")
10N25	3.2mm (1/8")
54N20	4.0mm (5/32")

NEW-Wedge Collets

10N22W	1.0mm (.040")
10N23W	1.6mm (1/16")
10N24W	2.4mm (3/32")
10N25W	3.2mm (1/8")

Insulator

STOCK CODE	DESCRIPTION
18CG	Cup Gasket

STUBBY CONSUMABLES

Stubby Ceramic Cups

STOCK CODE	SIZE	BORE
13N08	4	6mm (1/4")
13N09	5	8mm (5/16")
13N10	6	10mm (3/8")
13N11	7	11mm (7/16")
13N12	8	13mm (1/2")
13N13	10	16mm (5/8")

Stubby Collet Body

STOCK CODE	ELECTRODE SIZE
17CB20	0.5-3.2mm (.020-1/8")

Insulator

STOCK CODE	DESCRIPTION
18CG20	Stubby Cup Gasket

Stubby Collets

STOCK CODE	ELECTRODE SIZE
10N21S	0.5mm (.020")
10N22S	1.0mm (.040")
10N23S	1.6mm (1/16")
10N24S	2.4mm (3/32")
10N25S	3.2mm (1/8")

NEW-Stubby Wedge Collets

10N22SW	1.0mm (.040")
10N23SW	1.6mm (1/16")
10N24SW	2.4mm (3/32")
10N25SW	3.2mm (1/8")

NEW GAS SAVER RANGE
See pages 180 for more information.

CONSUMABLES PRO/ECO/WP17,18,26

GAS LENS CONSUMABLES

Gas Lens Cups		
STOCK CODE	SIZE	BORE
54N18	4	6mm (1/4")
54N17	5	8mm (5/16")
54N16	6	10mm (3/8")
54N15	7	11mm (7/16")
54N14	8	13mm (1/2")
54N19	11	18mm (11/16")

Long Gas Lens Cups		
STOCK CODE	SIZE	BORE
54N17L	5L	8mm (5/16")
54N16L	6L	10mm (3/8")
54N15L	7L	11mm (7/16")

Gas Lens Bodies	
STOCK CODE	ELECTRODE SIZE
45V29	0.5mm (.020")
45V24	1.0mm (.040")
45V25	1.6mm (1/16")
45V25M	2.0mm (5/64")
45V26	2.4mm (3/32")
45V27	3.2mm (1/8")
45V28	4.0mm (5/32")

Cullets	
STOCK CODE	ELECTRODE SIZE
10N21	0.5mm (.020")
10N22	1.0mm (.040")
10N23	1.6mm (1/16")
10N23M	2.0mm (5/64")
10N24	2.4mm (3/32")
10N25	3.2mm (1/8")
54N20	4.0mm (5/32")

NEW -Wedge Cullets	
STOCK CODE	ELECTRODE SIZE
10N22W	1.0mm (.040")
10N23W	1.6mm (1/16")
10N24W	2.4mm (3/32")
10N25W	3.2mm (1/8")

Insulator	
STOCK CODE	DESCRIPTION
54N01	Gas Lens (Use with 18CG)

Insulator	
STOCK CODE	DESCRIPTION
18CG	Cup Gasket

NEW GAS SAVER RANGE
See pages 180 for more information.

CONSUMABLES PRO/ECO/WP17,18,26

LARGE DIAMETER GAS LENS CONSUMABLES

Large Diameter Gas Lens Cups

STOCK CODE	SIZE	BORE
57N75	6	10mm (3/8")
57N74	8	13mm (1/2")
53N88	10	16mm (5/8")
53N87	12	19mm (3/4")

Large Diameter Gas Lens Bodies

STOCK CODE	ELECTRODE SIZE
45V116	1.6mm (1/16")
45V64	2.4mm (3/32")
995795	3.2mm (1/8")
45V63	4.0mm (5/32")

Collets

STOCK CODE	ELECTRODE SIZE
10N21	0.5mm (.020")
10N22	1.0mm (.040")
10N23	1.6mm (1/16")
10N23M	2.0mm (5/64")
10N24	2.4mm (3/32")
10N25	3.2mm (1/8")
54N20	4.0mm (5/32")

NEW-Wedge Collets

10N22W	1.0mm (.040")
10N23W	1.6mm (1/16")
10N24W	2.4mm (3/32")
10N25W	3.2mm (1/8")

Insulator

STOCK CODE	DESCRIPTION
18CG	Cup Gasket

Insulator

STOCK CODE	DESCRIPTION
54N63	Large Gas Lens (Use with 18CG)

BACK CAPS

PRO/ECO/WP9, 20

Short Back Caps

STOCK CODE
PRO41V33
41V33

Medium Back Caps

STOCK CODE
PRO41V35
41V35

Long Back Caps

STOCK CODE
PRO41V24
41V24

PRO/ECO/WP17, 18, 26

Short Back Caps

STOCK CODE
PRO57Y04
57Y04

Long Back Caps

STOCK CODE
PRO57Y02
57Y02



GAS SAVER CONSUMABLES

Our **NEW** Gas Saver Consumables provide the user with a clear view of the welding operation without the obstruction of a traditional ceramic nozzle.


WEDGE COLLET SYSTEM

Ensures reliable clamping of the electrode without the risk of twisting, and can also be used with conventional collet bodies.

COMPACT GAS LENS ASSEMBLY

Improves gas coverage and allows gas flow to be reduced.

PRO/ECO/WP9, 20, 25




STOCK CODE	DESCRIPTION
1	GNGS-1 Standard Glass Nozzle
2	GNGS-L1 Large Glass Nozzle
3	GLGS-10 Front Gauze Standard 1.0mm
	GLGS-16 Front Gauze Standard 1.6mm
	GLGS-24 Front Gauze Standard 2.4mm
	GLGS-32 Front Gauze Standard 3.2mm
4	LGLGS-10 Front Gauze Large 1.0mm
	LGLGS-16 Front Gauze Large 1.6mm
	LGLGS-24 Front Gauze Large 2.4mm

STOCK CODE	DESCRIPTION
LGLGS-32	Front Gauze Large 3.2mm
5	CBGS-1 Holder Gauze
6	CBGS-LD Holder Gauze Large
7	13N21W Wedge Collet 1.0mm
	13N22W Wedge Collet 1.6mm
	13N23W Wedge Collet 2.4mm
	13N24W Wedge Collet 3.2mm
8	HSGS-1 Heat Shield Standard
9	HSGS-LD1 Heat Shield Large Diameter

STOCK CODE	DESCRIPTION
GAS SAVER KITS	
A	GSK 9/20STD Standard Gas Saver Kit
	GSK 9/20STD/1.0 1.0mm Standard Gas Saver Kit
	GSK 9/20STD/1.6 1.6mm Standard Gas Saver Kit
	GSK 9/20STD/2.4 2.4mm Standard Gas Saver Kit
B	GSK 9/20LRG Large Gas Saver Kit
	GSK 9/20LRG/1.0 1.0mm Large Gas Saver Kit
	GSK 9/20LRG/1.6 1.6mm Large Gas Saver Kit
	GSK 9/20LRG/2.4 2.4mm Large Gas Saver Kit



PRO/ECO/WP17, 18, 26



STOCK CODE	DESCRIPTION
1	GNGS-2 Standard Glass Nozzle
2	GNGS-1 Standard Glass Nozzle (stubby)
3	GNGS-L2 Large Glass Nozzle
4	GLGS-10 Front Gauze Standard 1.0mm
	GLGS-16 Front Gauze Standard 1.6mm
	GLGS-24 Front Gauze Standard 2.4mm
	GLGS-32 Front Gauze Standard 3.2mm
5	LGLGS-10 Front Gauze Large 1.0mm
	LGLGS-16 Front Gauze Large 1.6mm
	LGLGS-24 Front Gauze Large 2.4mm
	LGLGS-32 Front Gauze Large 3.2mm
6	CBGS-2 Holder Gauze Standard

STOCK CODE	DESCRIPTION
7	CBSGS Holder Gauze Stubby
8	CBGS-LD2 Holder Large
9	10N22W Wedge Collet 1.0mm
	10N23W Wedge Collet 1.6mm
	10N24W Wedge Collet 2.4mm
	10N25W Wedge Collet 3.2mm
10	10N22SW Stubby Wedge Collet 1.0mm
	10N23SW Stubby Wedge Collet 1.6mm
	10N24SW Stubby Wedge Collet 2.4mm
	10N25SW Stubby Wedge Collet 3.2mm
11	HSGS-2 Heat Shield Standard
12	HSGS-LD2 Heat Shield Large Diameter

STOCK CODE	DESCRIPTION
GAS SAVER KITS	
A	GSK 17/18/26STD Standard Gas Saver Kit
	GSK 17/18/26STD/1.6 1.6mm Standard Gas Saver Kit
	GSK 17/18/26STD/2.4 2.4mm Standard Gas Saver Kit
	GSK 17/18/26STD/3.2 3.2mm Standard Gas Saver Kit
B	GSK 17/18/26STB Stubby Gas Saver Kit
	GSK 17/18/26STB/1.6 1.6mm Stubby Gas Saver Kit
	GSK 17/18/26STB/2.4 2.4mm Stubby Gas Saver Kit
	GSK 17/18/26STB/3.2 3.2mm Stubby Gas Saver Kit
C	GSK 17/18/26LRG Large Gas Saver Kit
	GSK 17/18/26LRG/1.6 1.6mm Large Gas Saver Kit
	GSK 17/18/26LRG/2.4 2.4mm Large Gas Saver Kit
	GSK 17/18/26LRG/3.2 3.2mm Large Gas Saver Kit



NEW



PRO SWIVEL NECK TORCHES

Our **NEW** swivel torch head options give greater access to difficult welding positions.

CONFIGURE YOUR PART NUMBER

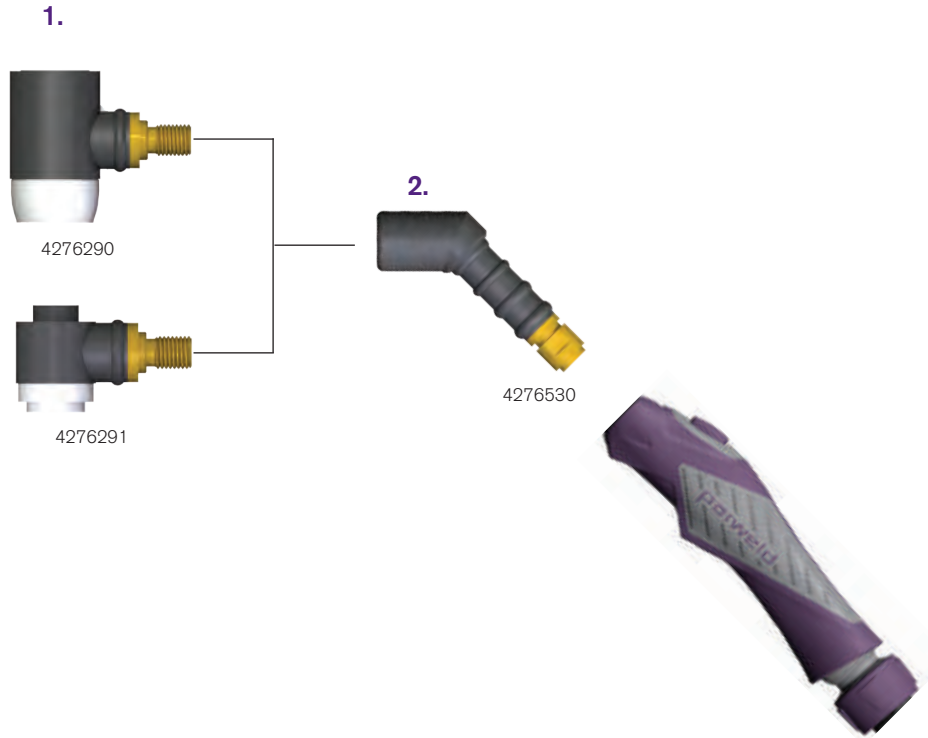
PRO175-90-12S1BG

1. Torch Head

Order the rest of the torch as outlined on page 184.

1. TORCH HEAD		
CODE	REFERENCE	DESCRIPTION
175-90	4276290	17-26 Head
95-90	4276291	9 Head

2. NECK		
CODE	REFERENCE	DESCRIPTION
	4276530	Angled Neck



NEW

PRO-GRIP MAX[®] TIG



The Parweld Pro-Grip Max[®] TIG torch range has been developed using the company's philosophy of putting the user first.

Optimal Handling - the striking handle design with improved profile offers a much more relaxed grip for the welder, reducing the risk of RSI and providing maximum comfort and manoeuvrability.

Integrated Handle Grips - using the latest over moulding techniques, the handle incorporates large soft grips providing maximum security and preventing any torch movement whilst in the welders hand.

Infinite Flexibility - Plug and Play[™] switch technology combined with multiple head options and a wide range of cable plugs and terminations means we can produce a torch to fit virtually any machine and application.

TECHNOLOGICALLY ADVANCED USER FOCUSED DESIGN

KEY FEATURES

Every detail of the Pro-Grip Max[®] TIG torch has been engineered with the user in mind. We work to ensure that every aspect of the design is simple, comfortable and effective. Completely configurable, lightweight and ergonomic, the Pro-Grip Max[®] is leading the way in TIG welding.



TORCH HEADS

Lightweight and durable, manufactured with high temperature resistant silicone rubber insulation.

Copper components ensure cooler running and maximum current capacity.

FRONT END CONSUMABLES

Extensive range available.


Manufactured to the highest specifications.

HANDLE SYSTEM

Ergonomically superior with integrated dual soft grips to ensure the handle remains in place with minimal grip pressure.

COMPOSITE TGC TIG CABLE TERMINATIONS AVAILABLE

Moulded housing ensures tidy cables. Tapered TPE hose supports and cable set strain relief. Multiple configurations to suit most power sources.



TRIGGER SWITCHES

Located in a neutral finger position.

Switches can be changed within 5 seconds with Plug and Play[™] Technology.

Switch options to suit every application.

KNUCKLE JOINT

Positioning of the torch is made easier by the combination of knuckle joints and a flexible leather section that covers the first metre of the torch immediately behind the handle.

CABLE SYSTEMS

Overbraided power cables guarantee performance and flexibility.

Shielded switch leads for minimal interference and maximum machine protection.



HOW TO CREATE YOUR STOCK CODE

PRO18FX-12S1BW2

1. TORCH HEAD

2. CABLE LENGTH


3. SWITCH

4. CABLE TERMINATION

5. CABLE PLUG

1. TORCH HEAD						5. CABLE PLUG	
CODE	DESCRIPTION			CODE	DESCRIPTION		
PRO9	Air Cooled 125A DC	LNG	TGC-LNG		0	2 Pin Amphenol Plug	
PRO9FXL	Flexible Air Cooled 125A DC	LNGS	TGC-LNGS		1	4 Pin Amphenol Plug	
PRO17	Air Cooled 150A DC	EMG	TGC-EMG		2	5 Pin Amphenol Plug	
PRO17FX	Flexible Air Cooled 150A DC	E2G	TGC-E2G		3	6 Pin Amphenol Plug	
PRO18	Water Cooled 350A DC	KG	TGC-KG		4	14 Pin Amphenol Plug	
PRO18FX	Flexible Water Cooled 350A DC	TG	TGC-TG		5	6 Pin Plug	
PRO18SC	Water Cooled 400A DC		TGC-SG		6	8 Pin Plug	
PRO20	Water Cooled 250A DC	FRG	TGC-FRG		7	3 Pin Tuchel Plug	
PRO20FXL	Flexible Water Cooled 250A DC	ESG	TGC-ESG		8	9 Pin Tuchel Plug	
PRO20HY	Water Cooled 300A DC	EXG	TGC-EXG		9	5 Pin Tuchel Plug	
PRO20HYFXL	Flexible Water Cooled 300A DC		TGC-MPG		10	12 Pin Plug	
PRO26	Air Cooled 200A DC	LRG	TGC-LRG		11	7 Pin Plug	
PRO26FX	Flexible Air Cooled 200A DC	DQF	TGC-DQF		12	2 Pin Plug	
		UN	TGC-UN		13	2 Pin Plug	
		UD	TGC-UD		14	5 Pin Plug	
		UDL	TGC-UDL		16	5 Pin Amphenol Plug	
		A			17	7 Pin Plug	
		US			18	14 Pin Plug	
		WATER COOLED			19	5 Pin Plug	
		BW	TGC-BW		20	3 Pin Plug	
			TGC-EW		21	2 Pin Push In Plug	
		DQ	TGC-DQ		23	3 Pin Plug	
		DQM12	TGC-DQM12		24	5 Pin Remote Control Plug	
			TGC-VW		25	7 Pin Plug	
			TGC-LW		26	14 Pin Plug	
		MW	TGC-MW		27	6 Pin Plug	
		LNW	TGC-LNW		28	7 Pin Plug	
		EMW	TGC-EMW		29	7 Pin Inverter Plug	
		EBW	TGC-EBW		31	3 Pin Plug	
			TGC-TW		32	7 Pin Plug	
		ESW	TGC-ESW		33	4mm Pin Plug	
		LRW	TGC-LRW		34	7 Pin Plug	
			TGC-KW		35	2 Pin Cable Mounted Socket	
		DQQ	TGC-DQQ		36	3 Pin Plug	
		UE	TGC-UE		37	12 Pin Plug	
		UW	TGC-UW		38	9 Pin Plug	
			TGC-UNW		39	9 Pin Plug	
		UDW	TGC-UDW		40	6 Pin Amphenol Plug	
		KOW	TGC-KOW		41	7 Pin Amphenol Plug	
					42	Phone Audio Jack 3.5mm 3 Contact	
					43	4 Pin C16 Plug	
					47	7 Pin Remote Plug	
					48	5 Pin Plug	
					49	14 Pin Plug	
					50	8 Pin Cable Plug RJ45	
					51	12 Pin Plug	

TORCH COMPONENT REFERENCE GUIDE











1. TORCH HEADS



Air Cooled	PRO9 125A DC, 100A AC @ 60% Duty Cycle 0.5mm-2.4mm (.020"-3/32") Electrodes	PRO 9 Length: 53mm	PRO 9FXL Length: 91mm	Water Cooled	PRO20 250A DC, 190A AC @ 100% Duty Cycle 0.5mm-3.2mm (.020"-1/8") Electrodes	PRO 20 Length: 56mm	PRO 20FXL Length: 64mm
	PRO17 150A DC, 115A AC @ 60% Duty Cycle 0.5mm-2.2mm (.020"-1/8") Electrodes	PRO 17 Length: 76mm	PRO 17FX Length: 97mm		PRO20HY 300A DC, 230A AC @ 100% Duty Cycle 0.5mm-3.2mm (.020"-1/8") Electrodes	PRO 20HY Length: 56mm	PRO 20HYFXL Length: 64mm
	PRO26 200A DC, 150A AC @ 60% Duty Cycle 0.5mm-4.0mm (.020"-5/32") Electrodes	PRO 26 Length: 71mm	PRO 26FX Length: 71mm		PRO18 350A, DC, 260A AC @ 100% Duty Cycle 0.5mm-4.0mm (.020"-5/32") Electrodes	PRO 18 Length: 64mm	PRO 18FX Length: 64mm
	PRO18SC 400A, DC, 300A AC @ 100% Duty Cycle 0.5mm-4.8mm (.020"-3/16") Electrodes				PRO18SC Length: 71mm		
	NEW PRO 20 HYBRID - PRO20HY Compact, lightweight torch with hybrid power cable for high power operation.						

2. CABLE LENGTH

CODE	DESCRIPTION
12	4m (12.5ft) Cable c/w Leather Cover, Neoprene Sheath
25	8m (25ft) Cable c/w Leather Cover, Neoprene Sheath

3. SWITCHES

	CODE	STOCK CODE	DESCRIPTION		CODE	STOCK CODE	DESCRIPTION
	S1	PRO1MS	Momentary Switch		1K	PRO1MS-1	1 Button Momentary +1K Potentiometer
					2K	PRO1MS-5	1 Button Momentary +5K Potentiometer
	S1L	PRO1LS	Momentary Switch & Lever		3K	PRO1MS-10	1 Button Momentary +10K Potentiometer
					4K	PRO1MS-25	1 Button Momentary +25K Potentiometer
	S2	PRO2MS	2 Button Momentary		1KL	PRO1MS-1L	1 Button Latching +1K Potentiometer
					2KL	PRO1MS-5L	1 Button Latching +5K Potentiometer
	S3	PRO3MS	3 Button Momentary		3KL	PRO1MS-10L	1 Button Latching +10K Potentiometer
				4KL	PRO1MS-25L	1 Button Latching +25K Potentiometer	
	S4	PRO4MS	4 Button Rocker Momentary		N	PROBK	Blank
	S4L	PRO4LMS	4 Button Rocker Momentary Lorch®				

4. CABLE TERMINATIONS			AIR COOLED		
CODE	DESCRIPTION		TGC CODE	DESCRIPTION	
BG	Single 3/8" BSP Connection		TGC-BG	Single 3/8" BSP Connection	
			TGC-EG	Central Connector	
			TGC-WG	WTG® Connector	
			TGC-LG	L-TEC® Euro Connection	
BD	35-50 Dinse on Power 3/8" BSP on Gas		TGC-BD	35-50 Dinse on Power 3/8" BSP on Gas	
BDS	Small Dinse on Power 3/8" BSP on Gas		TGC-BDS	Small Dinse on Power 3/8" BSP on Gas	
BDM10	Large Dinse on Power M10 on Gas		TGC-BDM10	Large Dinse on Power M10 on Gas	
BDM12	Large Dinse on Power M12 on Gas		TGC-BDM12	Large Dinse on Power M12 on Gas	

4. CABLE TERMINATIONS

AIR COOLED CONTINUED






CODE	DESCRIPTION		TGC CODE	DESCRIPTION	
MG	Migatronik® Connections		TGC-MG	Migatronik® Connections	
LNG	Lincoln Electric® Invertec Connections (Large Dinse)		TGC-LNG	Lincoln Electric® Invertec Connections (Large Dinse)	
LNGS	Lincoln Electric® Invertec Connections (Small Dinse)		TGC-LNGS	Lincoln Electric® Invertec Connections (Small Dinse)	
EMG	EWM® Connections		TGC-EMG	EWM® Connections	
E2G	EWM® Connections (Small Dinse)		TGC-E2G	EWM® Connections (Small Dinse)	
KG	Kemppi® Connection		TGC-KG	Kemppi® Connection	
TG	Dinse through Gas Connector 35-50mm		TGC-TG	Dinse through Gas Connector 35-50mm	
			TGC-SG	SAF® through Gas Connector 35-50mm	

4. CABLE TERMINATIONS

AIR COOLED CONTINUED

CODE	DESCRIPTION		TGC CODE	DESCRIPTION	
FRG	Fronius® Connections		TGC-FRG	Fronius® Connections	
ESG	ESAB® OKC Connections (Large Dinse)		TGC-ESG	ESAB® OKC Connections (Large Dinse)	
EXG	ESAB® OKC Connections (Small Dinse)		TGC-EXG	ESAB® OKC Connections (Small Dinse)	
			TGC-MPG	Multiprocess Euro Connector	
LRG	Lorch® Connections		TGC-LRG	Lorch® Connections	
DQF	Large Dinse on Power 9mm QF on Gas		TGC-DQF	Large Dinse on Power 9mm QF on Gas	
UN	5/8" UNF RH Gas/Power		TGC-UN	5/8" UNF RH Gas/Power	
UD	Large Dinse on Power, 5/8" UNF RH Male on Gas		TGC-UD	Large Dinse on Power, 5/8" UNF RH Male on Gas	

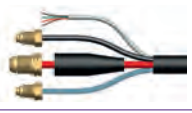






4. CABLE TERMINATIONS WATER COOLED

CODE	DESCRIPTION		TGC CODE	DESCRIPTION	
BW	3/8" BSP On Water, Gas, Power		TGC-BW	3/8" BSP On Water, Gas, Power	
			TGC-EW	Central Connector	
DQ	Large Dinse on Power QF on Water In/Out, 3/8" BSP on Gas		TGC-DQ	Large Dinse on Power QF on Water In/Out, 3/8" BSP on Gas	
DQM12	Large Dinse on Power QF on Water In/Out, M12 on Gas		TGC-DQM12	Large Dinse on Power QF on Water In/Out, M12 on Gas	
			TGC-WW	WTW® Connector	
			TGC-LW	L-TEC® Euro Connector	
MW	Migatronic® Connections		TGC-MW	Migatronic® Connections	
LNW	Lincoln Electric® Invertec Connections (Large Dinse)		TGC-LNW	Lincoln Electric® Invertec Connections (Large Dinse)	

4. CABLE TERMINATIONS WATER COOLED CONTINUED

CODE	DESCRIPTION		TGC CODE	DESCRIPTION	
EMW	EWM® Connections		TGC-EMW	EWM® Connections	
EBW	Large Dinse 1/4" Gas, 3/8" on Water In/Out		TGC-EBW	Large Dinse 1/4" Gas, 3/8" on Water In/Out	
			TGC-TW	Dinse through Gas Connector, QF on Water In/Out	
ESW	ESAB® OKC Connections		TGC-ESW	ESAB® OKC Connections	
LRW	Lorch® Connections		TGC-LRW	Lorch® Connections	
			TGC-KW	Kemppi® Connection	
DQQ	Large Dinse on Power 9mm QF on Water In/Out QF on Gas		TGC-DQQ	Large Dinse on Power 9mm QF on Water In/Out QF on Gas	
UE	Large Dinse on Power, 5/8" UNF LH on Water In/Out, 5/8" UNF RH Male on Gas		TGC-UE	Large Dinse on Power, 5/8" UNF LH on Water In/Out, 5/8" UNF RH Male on Gas	

4. CABLE TERMINATIONS WATER COOLED CONTINUED

CODE	DESCRIPTION		TGC CODE	DESCRIPTION	
UW	7/8" UNF LH Male on Power, 5/8" UNF RH Male on Gas, 5/8" UNF LH Male on Water		TGC-UW	7/8" UNF LH Male on Power, 5/8" UNF RH Male on Gas, 5/8" UNF LH Male on Water	
			TGC-UNW	5/8" UNF RH Gas/power, QF Water In/Out	
UDW	Large Dinse on power, 5/8" UNF RH Gas, QF Water In/ Out		TGC-UDW	Large Dinse on power, 5/8" UNF RH Gas, QF Water In/ Out	
KOW	3/8" Power and Water, 1/4" BSP on Gas		TGC-KOW	3/8" Power and Water, 1/4" BSP on Gas	

WHY CHOOSE TGC?

Enables all cables to be integrated into one housing ensuring a compact and tidy connection to the machine. Each cable and hose has been designed to protect against kinking through the use of a tapered TPE support.

Provides strain relief for all hose and cable connections.

Cable ends can be changed to match virtually any machine.

Modular construction makes stock dynamic.



WANT TO CHANGE THE TERMINATION ON YOUR EXISTING TORCH?

CONTACT SALES FOR MORE INFORMATION

5. CABLE PLUGS

	CODE	STOCK CODE	TGC STOCK CODE	PLUG DESCRIPTION	MACHINE		CODE	STOCK CODE	TGC STOCK CODE	PLUG DESCRIPTION	MACHINE
	0	ERCP0	TSW-0	2 Pin Amphenol	ESAB®/ Murex®		13	ERCP13	TSW-13	2 Pin	Jasic®
	1	ERCP1	TSW-1	4 Pin Amphenol	Kemppi®		14	ERCP14	TSW-14	5 Pin	Parweld XTI 200
	2	ERCP2	TSW-2	5 Pin Amphenol	Miller®		16	ERCP16	TSW-16	5 Pin Amphenol	Lincoln Electric®
	3	ERCP3	TSW-3	6 Pin Amphenol	Lincoln Electric®		17	ERCP17	TSW-17	7 Pin Tuchel	Eutectic®
	4	ERCP4	TSW-4	14 Pin Amphenol	Miller®		18	ERCP18	TSW-18	14 Pin	Parweld XTI 201/303
	5	ERCP5	TSW-5	6 Pin Harting®	Migatronic®		19	ERCP19	TSW-19	5 Pin	Parweld XTI 181
	6	ERCP6	TSW-6	8 Pin	Thermal Arc®		20	ERCP20	TSW-20	3 Pin	Parweld XTI 601MP
	7	ERCP7	TSW-7	3 Pin Tuchel	Messer®		21	ERCP21	TSW-21	2 Pin Push In	ESAB®
	8	ERCP8	TSW-8	9 Pin Tuchel	Fronius®		22	ERCP22	TSW-22	5 Pin	ESAB®
	9	ERCP9	TSW-9	5 Pin Tuchel	Messer®/ EWM®/ Lincoln®		23	ERCP23	TSW-23	3 Pin	GYS® / Newarc®
	10	ERCP10	TSW-10	12 Pin	Bundy®		24	ERCP24	TSW-24	5 Pin Remote Control	GYS®
	11	ERCP11	TSW-11	7 Pin	Migatronic®		25	ERCP25	TSW-25	7 Pin	Kemppi®
	12	ERCP12	TSW-12	2 Pin	Parweld XTI Inverter		26	ERCP26	TSW-26	14 Pin	ESAB®

ESAB®, Murex®, Kemppi®, Miller®, Lincoln Electric®, Migatronic®, Thermal Arc®, Messer®, Fronius®, EWM®, Bundy®, Jasic®, Eutectic®, GYS®, Newarc® trademarks are the property of their respective owners, and usage is for reference only. These products are not endorsed by the original manufacturer.

5. CABLE PLUGS

	CODE	STOCK CODE	TGC STOCK CODE	PLUG DESCRIPTION	MACHINE
	27	ERCP27	TSW-27	6 Pin	Miller®
	28	ERCP28	TSW-28	7 Pin	Parweld
	29	ERCP29	TSW-29	7 Pin	Inverter Fusion®
	31	ERCP31	TSW-31	3 Pin	Kühtreiber®
	32	ERCP32	TSW-32	7 Pin	Selco®
	33	ERCP33	TSW-33	4mm Pin	Saf/ Oerlikon®
	34	ERCP34	TSW-34	7 Pin	Stel TIG®
	35	ERCP35	TSW-35	2 Pin Cable Mounted Socket	Butters®
	36	ERCP36	TSW-36	3 Pin	Flama®
	37	ERCP37	TSW-37	12 Pin	Flama® SWP
	38	ERCP38	TSW-38	9 Pin	Flama®

	CODE	STOCK CODE	TGC STOCK CODE	PLUG DESCRIPTION	MACHINE
	39	ERCP39	TSW-39	9 Pin	Flama®
	40	ERCP40	TSW-40	6 Pin Amphenol	CEA®
	41	ERCP41	TSW-41	7 Pin Amphenol	
	42	ERCP42	TSW-42	Phone Audio Jack 3.5mm 3 Contact	Lorch®
	43	ERCP43	TSW-43	4 Pin C16	Butters® Stamos
	47	ERCP47	TSW-47	7 Pin Remote	Selco®
	48	ERCP48	TSW-48	5 Pin	Jasic®
	49	ERCP49	TSW-49	14 Pin	Tec-Arc®
	50	ERCP50	TSW-50	8 Pin Cable RJ45	Miller®
	51	ERCP51	TSW-51	12 Pin	Rehm®

*NI-NOT ILLUSTRATED

WE CONNECT TO ALL MAJOR MANUFACTURER'S MACHINES

LET US DO THE HARD WORK
JUST TELL US THE MAKE AND MODEL AND WE WILL WORK OUT WHAT YOU NEED

Miller®, Inverter Fusion®, Kühtreiber®, Selco®, SAF®, Oerlikon®, Stel TIG®, Lincoln Electric®, Thermal Arc®, Butters®, Flama®, CEA®, Lorch®, Stamos®, Selco®, Jasic®, Tec-Arc®, Rehm® are trademarks are the property of the respective owners, and their usage is for reference only. These products are not endorsed by the original manufacturer.

INTEGRATED POWER ADAPTOR

Our integrated power adaptors offer an innovative design to terminate the torch. The compact size ensures it can be inserted and rotated easily on the smallest of machines.

Integrated strain relief prevents kinking of the power cable reducing the risk of torch or weld failure due to gas or water starvation.



APPLICATION

Suitable for any air or water cooled torches with Dinse type connection.

Sizing 10-25 or 35-95 stud size.

Note this connection system is built onto the torch and cannot be added to a standard 3/8" BSP torch.



A BETTER WAY TO CONNECT



PRO-GRIP MAX[®] TIG RANGE



	PRO9/9FXL	PRO17/17FX	PRO26/26FX	PRO250AC
COOLING	Air	Air	Air	Air
RATING	125A DC, 100A AC @ 60%	150A DC, 115A AC @ 60%	200A DC, 150A AC @ 60%	250A DC, 187A AC @ 25%
ELECTRODE SIZE	0.5mm-2.4mm (.020"-3/32")	0.5mm-3.2mm (.020"-1/8")	0.5mm-4.0mm (.020"-5/32")	1.2mm-3.2mm (.045"-1/8")



	PRO20/20FXL	PRO20 HYBRID	PRO18/18FX	PRO18SC	PRO550W
COOLING	Water	Water	Water	Water	Water
RATING	250A DC, 190A AC @ 100%	300A DC, 230A AC @ 100%	350A DC, 260A AC @ 100%	400A DC, 300A AC @ 100%	550A DC, 410A AC @ 100%
ELECTRODE SIZE	0.5mm-3.2mm (.020"- 1/8")	0.5mm-3.2mm (.020"- 1/8")	0.5mm-4.0mm (.020"-5/32")	0.5mm-4.8mm (.020"-3/16")	1.2mm-6.4mm (.045"- 1/4")



PRO9

AIR COOLED PRO-GRIP® MAX TIG TORCH

125A DC, 100A AC @ 60% Duty Cycle, EN60974-7, 0.5mm-2.4mm (.020"-3/32") Electrodes



STOCK CODE	DESCRIPTION
1	PRO9FXL Torch Body Flexible
2	PRO9 Torch Body
3	98W77 Back Cap 'O' Ring
4	PRO41V24 Pro-Grip® Back Cap Long 145mm (5.71")
5	PRO41V35 Pro-Grip® Back Cap Medium 48mm (1.9")
6	PRO41V33 Pro-Grip® Back Cap Short 19mm (.75")
7	TRIGGER KITS AVAILABLE SEE PAGE 186

Full Parts Breakdown Available
Visit www.parweld.com for more information.

TORCH CONFIGURATIONS
See pages 185 -194 for how to create your Pro-Grip Max® TIG Torch Package.

Stubby Ceramic Cups



STOCK CODE	SIZE	BORE
13N08	4	6mm (1/4")
13N09	5	8mm (5/16")
13N10	6	10mm (3/8")
13N11	7	11mm (7/16")
13N12	8	13mm (1/2")
13N13	10	16mm (5/8")

Long Ceramic Cups



796F70	3L	5mm (3/16")
796F71	4L	6mm (1/4")
796F72	5L	8mm (5/16")
796F73	6L	10mm (3/8")

Extra Long Ceramic Cups

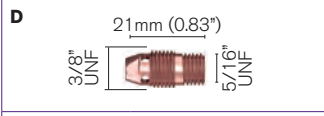


796F74	3XL	5mm (3/16")
--------	-----	-------------




796F75	4XL	6mm (1/4")
796F76	5XL	8mm (5/16")
796F77	6XL	10mm (3/8")

Collet Bodies



STOCK CODE	ELECTRODE SIZE
13N25	0.5mm (.020")
13N26	1.0mm (.040")
13N27	1.6mm (1/16")
13N27M	2.0mm (5/64")
13N28	2.4mm (3/32")

Gas Lens Cups



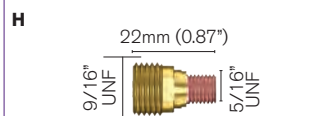
STOCK CODE	SIZE	BORE
53N58	4	6mm (1/4")
53N59	5	8mm (5/16")
53N60	6	10mm (3/8")
53N61	7	11mm (7/16")
53N61-S	8	13mm (1/2")

Large Diameter Gas Lens Cups




57N75	6	10mm (3/8")
57N74	8	13mm (1/2")
53N88	10	16mm (5/8")
53N87	12	19mm (3/4")

Gas Lens Bodies



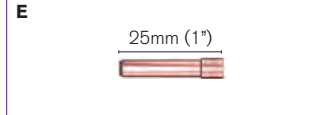
STOCK CODE	ELECTRODE SIZE
45V41	0.5mm (.020")
45V42	1.0mm (.040")
45V43	1.6mm (1/16")
45V43M	2.0mm (5/64")
45V44	2.4mm (3/32")

Large Diameter Gas Lens Bodies



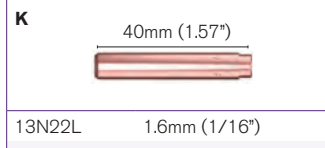
45V116S	1.6mm (1/16")
45V64S	2.4mm (3/32")

Collets



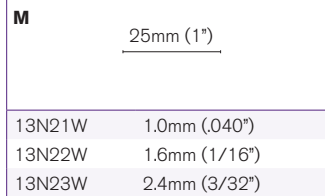
STOCK CODE	ELECTRODE SIZE
13N20	0.5mm (.020")
13N21	1.0mm (.040")
13N22	1.6mm (1/16")
13N22M	2.0mm (5/64")
13N23	2.4mm (3/32")

Large Diameter Collets



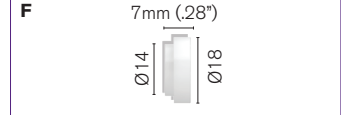
13N22L	1.6mm (1/16")
13N23L	2.4mm (3/32")

NEW Wedge Collets



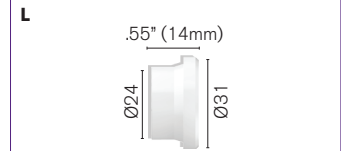
13N21W	1.0mm (.040")
13N22W	1.6mm (1/16")
13N23W	2.4mm (3/32")

Cup Gasket



STOCK CODE
598882

Large Diameter Gas Lens Insulator



54N63-20

NEW - GAS SAVER RANGE
See pages 180 for more information.



PRO17

AIR COOLED PRO-GRIP MAX® TIG TORCH

150A DC, 115A AC @ 60% Duty Cycle, EN60974-7, 0.5mm-3.2mm (.040"-1/8") Electrodes



STOCK CODE	DESCRIPTION
1 PRO17FX	Torch Head Flexible
2 PRO17	Torch Body Angled With Gasket
3 98W18	Back Cap 'O' Ring
4 PRO57Y02	Pro-Grip® Back Cap Long 112mm (4.41")
5 PRO57Y04	Pro-Grip® Back Cap Short 24mm (.04")
6 TRIGGER KITS AVAILABLE SEE PAGE 186	

Full Parts Breakdown Available
Visit www.parweld.com for more information.

TORCH CONFIGURATIONS
See pages 185 -194 for how to create your Pro-Grip Max® TIG Torch Package.

Ceramic Cups



STOCK CODE	SIZE	BORE
10N50	4	6mm (1/4")
10N49	5	8mm (5/16")
10N48	6	10mm (3/8")
10N47	7	11mm (7/16")
10N46	8	13mm (1/2")
10N45	10	16mm (5/8")
10N44	12	19mm (3/4")

Long Ceramic Cups



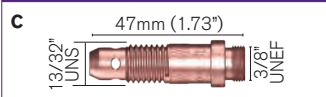
10N49L	5L	8mm (5/16")
10N48L	6L	10mm (3/8")
10N47L	7L	11mm (7/16")

Stubby Ceramic Cups



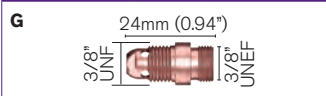
13N08	4	6mm (1/4")
13N09	5	8mm (5/16")
13N10	6	10mm (3/8")
13N11	7	11mm (7/16")
13N12	8	13mm (1/2")
13N13	10	16mm (5/8")

Collet Bodies



STOCK CODE	ELECTRODE SIZE
10N29	0.5mm (.020")
10N30	1.0mm (.040")
10N31	1.6mm (1/16")
10N31M	2.0mm (5/64")
10N32	2.4mm (3/32")
10N28	3.2mm (1/8")

Stubby Collet Body



17CB20	0.5-3.2mm (.020-1/8")
--------	-----------------------

Gas Lens Cups




STOCK CODE	SIZE	BORE
54N18	4	6mm (1/4")
54N17	5	8mm (5/16")
54N16	6	10mm (3/8")
54N15	7	11mm (7/16")
54N14	8	13mm (1/2")
54N19	11	18mm (1 1/16")

Long Gas Lens Cups



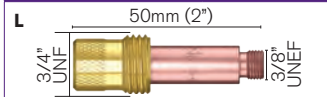
54N17L	5L	8mm (5/16")
54N16L	6L	10mm (3/8")
54N15L	7L	11mm (7/16")

Large Diameter Gas Lens Cups



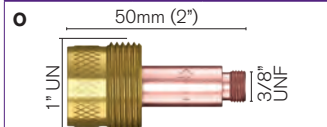
57N75	6	10mm (3/8")
57N74	8	13mm (1/2")
53N88	10	16mm (5/8")
53N87	12	19mm (3/4")

Gas Lens Bodies



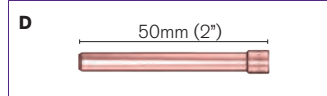
STOCK CODE	ELECTRODE SIZE
45V29	0.5mm (.020")
45V24	1.0mm (.040")
45V25	1.6mm (1/16")
45V25M	2.0mm (5/64")
45V26	2.4mm (3/32")
45V27	3.2mm (1/8")

Large Diameter Gas Lens Bodies



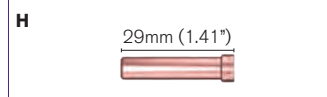
45V116	1.6mm (1/16")
45V64	2.4mm (3/32")
995795	3.2mm (1/8")

Collets



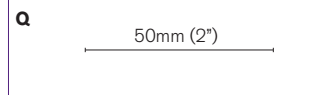
STOCK CODE	ELECTRODE SIZE
10N21	0.5mm (.020")
10N22	1.0mm (.040")
10N23	1.6mm (1/16")
10N23M	2.0mm (5/64")
10N24	2.4mm (3/32")
10N25	3.2mm (1/8")

Stubby Collets



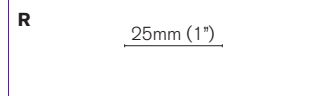
10N21S	0.5mm (.020")
10N22S	1.0mm (.040")
10N23S	1.6mm (1/16")
10N24S	2.4mm (3/32")
10N25S	3.2mm (1/8")

NEW Wedge Collets



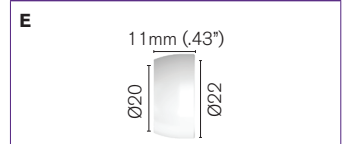
10N22W	1.0mm (.040")
10N23W	1.6mm (1/16")
10N24W	2.4mm (3/32")
10N25W	3.2mm (1/8")

NEW Stubby Wedge Collets




10N22SW	1.0mm (.040")
10N23SW	1.6mm (1/16")
10N24SW	2.4mm (3/32")
10N25SW	3.2mm (1/8")

Cup Gasket



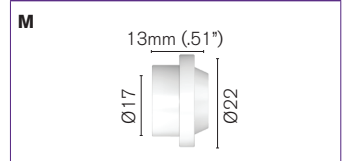
STOCK CODE
18CG

Stubby Cup Gasket



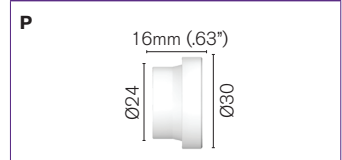
18CG20

Gas Lens Insulator



54N01	Use with 18CG
-------	---------------

Large Gas Lens Insulator



54N63	Use with 18CG
-------	---------------


NEW GAS SAVER RANGE
See pages 180 for more information.



PRO26

AIR COOLED PRO-GRIP MAX® TIG TORCH

200A DC, 150A AC @ 60% Duty Cycle, EN60974-7, 0.5mm-4.0mm (.020"-5/32") Electrodes



STOCK CODE	DESCRIPTION
1 PRO26FX	Torch Body Flexible
2 PRO26	Torch Body
3 98W18	Back Cap 'O' Ring
4 PRO57Y02	Pro-Grip® Back Cap Long 112mm (4.41")
5 PRO57Y04	Pro-Grip® Back Cap Short 24mm (.04")
6 TRIGGER KITS AVAILABLE SEE PAGE 186	

Full Parts Breakdown Available
Visit www.parweld.com for more information.


TORCH CONFIGURATIONS
See pages 185 -194 for how to create your Pro-Grip Max® TIG Torch Package.

Ceramic Cups



STOCK CODE	SIZE	BORE
10N50	4	6mm (1/4")
10N49	5	8mm (5/16")
10N48	6	10mm (3/8")
10N47	7	11mm (7/16")
10N46	8	13mm (1/2")
10N45	10	16mm (5/8")
10N44	12	19mm (3/4")

Long Ceramic Cups



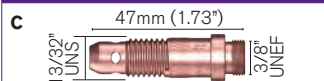
10N49L	5L	8mm (5/16")
10N48L	6L	10mm (3/8")
10N47L	7L	11mm (7/16")

Stubby Ceramic Cups



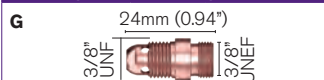
13N08	4	6mm (1/4")
13N09	5	8mm (5/16")
13N10	6	10mm (3/8")
13N11	7	11mm (7/16")
13N12	8	13mm (1/2")
13N13	10	16mm (5/8")

Collet Bodies



STOCK CODE	ELECTRODE SIZE
10N29	0.5mm (.020")
10N30	1.0mm (.040")
10N31	1.6mm (1/16")
10N31M	2.0mm (5/64")
10N32	2.4mm (3/32")
10N28	3.2mm (1/8")
406488	4.0mm (5/32")

Stubby Collet Body



17CB20	0.5-3.2mm (.020-1/8")
--------	-----------------------

Gas Lens Cups



STOCK CODE	SIZE	BORE
54N18	4	6mm (1/4")
54N17	5	8mm (5/16")
54N16	6	10mm (3/8")
54N15	7	11mm (7/16")
54N14	8	13mm (1/2")
54N19	11	18mm (11/16")

Long Gas Lens Cups



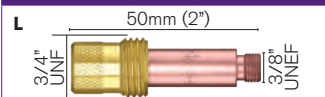
54N17L	5L	8mm (5/16")
54N16L	6L	10mm (3/8")
54N15L	7L	11mm (7/16")

Large Diameter Gas Lens Cups



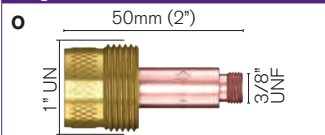
57N75	6	10mm (3/8")
57N74	8	13mm (1/2")
53N88	10	16mm (5/8")
53N87	12	19mm (3/4")

Gas Lens Bodies



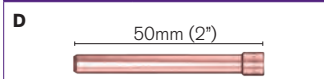
STOCK CODE	ELECTRODE SIZE
45V29	0.5mm (.020")
45V24	1.0mm (.040")
45V25	1.6mm (1/16")
45V25M	2.0mm (5/64")
45V26	2.4mm (3/32")
45V27	3.2mm (1/8")
45V28	4.0mm (5/32")

Large Diameter Gas Lens Bodies



45V116	1.6mm (1/16")
45V64	2.4mm (3/32")
995795	3.2mm (1/8")

Collets



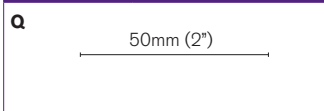
STOCK CODE	ELECTRODE SIZE
10N21	0.5mm (.020")
10N22	1.0mm (.040")
10N23	1.6mm (1/16")
10N23M	2.0mm (5/64")
10N24	2.4mm (3/32")
10N25	3.2mm (1/8")
54N20	4.0mm (5/32")

Stubby Collets



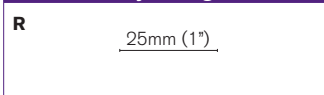
10N21S	0.5mm (.020")
10N22S	1.0mm (.040")
10N23S	1.6mm (1/16")
10N24S	2.4mm (3/32")
10N25S	3.2mm (1/8")

NEW Wedge Collets



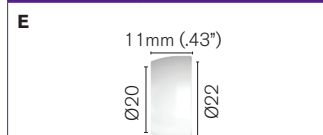
10N22W	1.0mm (.040")
10N23W	1.6mm (1/16")
10N24W	2.4mm (3/32")
10N25W	3.2mm (1/8")

NEW Stubby Wedge Collets



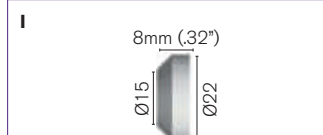
10N22SW	1.0mm (.040")
10N23SW	1.6mm (1/16")
10N24SW	2.4mm (3/32")
10N25SW	3.2mm (1/8")

Cup Gasket



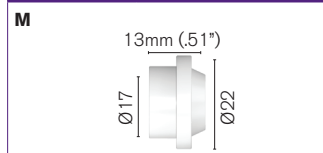
STOCK CODE
18CG

Stubby Cup Gasket



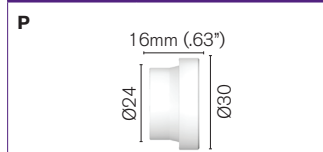
18CG20

Gas Lens Insulator



54N01	Use with 18CG
-------	---------------

Large Gas Lens Insulator



54N63	Use with 18CG
-------	---------------

NEW GAS SAVER RANGE
See pages 180 for more information.



PRO250AC

AIR COOLED PRO-GRIP MAX® TIG TORCH

250A DC, 187A AC @ 25% duty cycle, EN60974-7, 1.2mm-3.2mm (.045"-1/4") Electrodes

NEW




STOCK CODE	DESCRIPTION
1 889692	O' Ring Pack
2 629041	Torch Body
3 607756*	Long Back Cap
4 607758	Short Back Cap
5 TRIGGER KITS AVAILABLE SEE PAGE 186	

Full Parts Breakdown Available
 Visit www.parweld.com for more information.

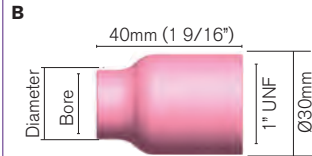
TORCH CONFIGURATIONS
 See pages 185 -194 for how to create your Pro-Grip Max® TIG Torch Package.

Alumina Ceramic Cups




STOCK CODE	DIAMETER	BORE
889688	14mm (9/16")	10mm (3/8")
889689*	17mm (11/16")	13mm (1/2")
889690	22mm (7/8")	15mm (5/8")

Gas Lens Cups



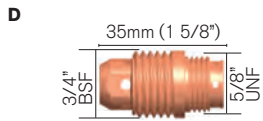
STOCK CODE	DIAMETER	BORE
889699	14mm (9/16")	10mm (3/8")
889700	17mm (11/16")	13mm (1/2")
889701	22mm (7/8")	15mm (5/8")

Collets



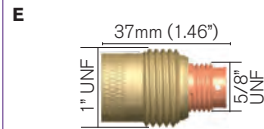
STOCK CODE	ELECTRODE SIZE
889796	1.2mm (3/64")
889797	1.6mm (1/16")
889683	2.4mm (3/32")
889684*	3.2mm (1/8")

Collet Body



STOCK CODE	BORE
606090*	1.2mm-6.4mm (3/64"-1/4")

Gas Lens Body



STOCK CODE	BORE
606194	6.5mm (1/4")



PRO20

WATER COOLED PRO-GRIP MAX® TIG TORCH

250A DC, 190A AC @ 100% Duty Cycle, EN60974-7, 0.5mm-3.2mm (.020"-1/8") Electrodes




STOCK CODE	DESCRIPTION
1 PRO20	Torch Body
2 PRO20FXL	Torch Body Flexible
3 98W77	Back Cap 'O' Ring
4 PRO41V24	Pro-Grip® Back Cap Long 145mm (5.71")
5 PRO41V35	Pro-Grip® Back Cap Medium 48mm (1.9")
6 PRO41V33	Pro-Grip® Back Cap Short 19mm (.75")
7	TRIGGER KITS AVAILABLE SEE PAGE 186

Full Parts Breakdown Available
 Visit www.parweld.com for more
 information.

TORCH CONFIGURATIONS
 See pages 185 -194 for how to create
 your Pro-Grip Max® TIG Torch Package.

Stubby Ceramic Cups



STOCK CODE	SIZE	BORE
13N08	4	6mm (1/4")
13N09	5	8mm (5/16")
13N10	6	10mm (3/8")
13N11	7	11mm (7/16")
13N12	8	13mm (1/2")
13N13	10	16mm (5/8")

Long Ceramic Cups



796F70	3L	5mm (3/16")
796F71	4L	6mm (1/4")
796F72	5L	8mm (5/16")
796F73	6L	10mm (3/8")

Extra Long Ceramic Cups

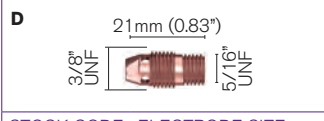


796F74	3XL	5mm (3/16")
--------	-----	-------------



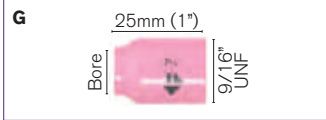
796F75	4XL	6mm (1/4")
796F76	5XL	8mm (5/16")
796F77	6XL	10mm (3/8")

Collet Bodies



STOCK CODE	ELECTRODE SIZE
13N25	0.5mm (.020")
13N26	1.0mm (.040")
13N27	1.6mm (1/16")
13N27M	2.0mm (5/64")
13N28	2.4mm (3/32")
13N29	3.2mm (1/8")

Gas Lens Cups



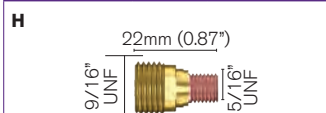
STOCK CODE	SIZE	BORE
53N58	4	6mm (1/4")
53N59	5	8mm (5/16")
53N60	6	10mm (3/8")
53N61	7	11mm (7/16")
53N61-S	8	13mm (1/2")

Large Diameter Gas Lens Cups




57N75	6	10mm (3/8")
57N74	8	13mm (1/2")
53N88	10	16mm (5/8")
53N87	12	19mm (3/4")

Gas Lens Bodies



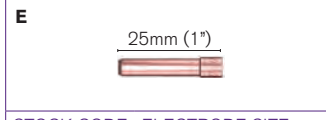
STOCK CODE	ELECTRODE SIZE
45V41	0.5mm (.020")
45V42	1.0mm (.040")
45V43	1.6mm (1/16")
45V43M	2.0mm (5/64")
45V44	2.4mm (3/32")
45V45	3.2mm (1/18")

Large Diameter Gas Lens Bodies




45V116S	1.6mm (1/16")
45V64S	2.4mm (3/32")

Collets




STOCK CODE	ELECTRODE SIZE
13N20	0.5mm (.020")
13N21	1.0mm (.040")
13N22	1.6mm (1/16")
13N22M	2.0mm (5/64")
13N23	2.4mm (3/32")
13N24	3.2mm (1/8")

Large Diameter Collets



13N22L	1.6mm (1/16")
13N23L	2.4mm (3/32")
13N24L	3.2mm (1/8")

NEW Wedge Collets



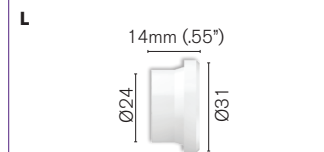
13N21W	1.0mm (.040")
13N22W	1.6mm (1/16")
13N23W	2.4mm (3/32")
13N24W	3.2mm (1/8")

Cup Gasket



STOCK CODE
598882

Large Diameter Gas Lens Insulator



54N63-20

NEW GAS SAVER RANGE
See pages 180 for more information.



PRO20 HYBRID

WATER COOLED PRO-GRIP MAX® TIG TORCH

300A DC, 230A AC @ 100% Duty Cycle, EN60974-7, 0.5mm-3.2mm (.020"-1/8") Electrodes

NEW

NEW PRO 20 HYBRID - PRO20HY

Compact, lightweight torch with hybrid power cable for high power operation.



STOCK CODE	DESCRIPTION
1 PRO20	Torch Body
2 PRO20FXL	Torch Body Flexible
3 98W77	Back Cap 'O' Ring
4 PRO41V24	Pro-Grip® Back Cap Long 145mm (5.71")
5 PRO41V35	Pro-Grip® Back Cap Medium 48mm (1.9")
6 PRO41V33	Pro-Grip® Back Cap Short 19mm (.75")
7	TRIGGER KITS AVAILABLE SEE PAGE 186

Full Parts Breakdown Available
Visit www.parweld.com for more information.

TORCH CONFIGURATIONS

See pages 185 -194 for how to create your Pro-Grip Max® TIG Torch Package.

Stubby Ceramic Cups

A

STOCK CODE	SIZE	BORE
13N08	4	6mm (1/4")
13N09	5	8mm (5/16")
13N10	6	10mm (3/8")
13N11	7	11mm (7/16")
13N12	8	13mm (1/2")
13N13	10	16mm (5/8")

Gas Lens Cups

G

STOCK CODE	SIZE	BORE
53N58	4	6mm (1/4")
53N59	5	8mm (5/16")
53N60	6	10mm (3/8")
53N61	7	11mm (7/16")
53N61-S	8	13mm (1/2")

Collets

E

STOCK CODE	ELECTRODE SIZE
13N20	0.5mm (.020")
13N21	1.0mm (.040")
13N22	1.6mm (1/16")
13N22M	2.0mm (5/64")
13N23	2.4mm (3/32")
13N24	3.2mm (1/8")

Cup Gasket

F

STOCK CODE
598882

Long Ceramic Cups

B

STOCK CODE	SIZE	BORE
796F70	3L	5mm (3/16")
796F71	4L	6mm (1/4")
796F72	5L	8mm (5/16")
796F73	6L	10mm (3/8")

Large Diameter Gas Lens Cups

I

STOCK CODE	SIZE	BORE
57N75	6	10mm (3/8")
57N74	8	13mm (1/2")
53N88	10	16mm (5/8")
53N87	12	19mm (3/4")

Large Diameter Collets

K

13N22L	1.6mm (1/16")
13N23L	2.4mm (3/32")
13N24L	3.2mm (1/8")

Large Diameter Gas Lens Insulator

L

54N63-20

Extra Long Ceramic Cups

C

796F74	3XL	5mm (3/16")
--------	-----	-------------

4L

796F75	4XL	6mm (1/4")
796F76	5XL	8mm (5/16")
796F77	6XL	10mm (3/8")

Gas Lens Bodies

H

STOCK CODE	ELECTRODE SIZE
45V41	0.5mm (.020")
45V42	1.0mm (.040")
45V43	1.6mm (1/16")
45V43M	2.0mm (5/64")
45V44	2.4mm (3/32")
45V45	3.2mm (1/18")

NEW Wedge Collets

M

13N21W	1.0mm (.040")
13N22W	1.6mm (1/16")
13N23W	2.4mm (3/32")
13N24W	3.2mm (1/8")

Collet Bodies

D

STOCK CODE	ELECTRODE SIZE
13N25	0.5mm (.020")
13N26	1.0mm (.040")
13N27	1.6mm (1/16")
13N27M	2.0mm (5/64")
13N28	2.4mm (3/32")
13N29	3.2mm (1/8")

Large Diameter Gas Lens Bodies

J

45V116S	1.6mm (1/16")
45V64S	2.4mm (3/32")



NEW GAS SAVER RANGE
See pages 180 for more information.



PRO18

WATER COOLED PRO-GRIP MAX® TIG TORCH

350A DC, 260A AC @ 100% Duty Cycle, EN60974-7, 0.5mm-4.0mm (.020"-5/32") Electrodes



STOCK CODE	DESCRIPTION
1 PRO18FX	Torch Head Flexible
2 PRO18	Torch Head including Cup Gasket
3 98W18	Back Cap 'O' Ring
4 PRO57Y02	Pro-Grip® Back Cap Long 112mm (4.41")
5 PRO57Y04	Pro-Grip® Back Cap Short 24mm (.04")
6	TRIGGER KITS AVAILABLE SEE PAGE 186

Full Parts Breakdown Available
Visit www.parweld.com for more information.


TORCH CONFIGURATIONS
See pages 185 -194 for how to create your Pro-Grip Max® TIG Torch Package.

Ceramic Cups



STOCK CODE	SIZE	BORE
10N50	4	6mm (1/4")
10N49	5	8mm (5/16")
10N48	6	10mm (3/8")
10N47	7	11mm (7/16")
10N46	8	13mm (1/2")
10N45	10	16mm (5/8")
10N44	12	19mm (3/4")

Long Ceramic Cups




STOCK CODE	SIZE	BORE
10N49L	5L	8mm (5/16")
10N48L	6L	10mm (3/8")
10N47L	7L	11mm (7/16")

Stubby Ceramic Cups



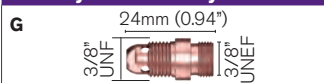
STOCK CODE	SIZE	BORE
13N08	4	6mm (1/4")
13N09	5	8mm (5/16")
13N10	6	10mm (3/8")
13N11	7	11mm (7/16")
13N12	8	13mm (1/2")
13N13	10	16mm (5/8")

Collet Bodies



STOCK CODE	ELECTRODE SIZE
10N29	0.5mm (.020")
10N30	1.0mm (.040")
10N31	1.6mm (1/16")
10N31M	2.0mm (5/64")
10N32	2.4mm (3/32")
10N28	3.2mm (1/8")
406488	4.0mm (5/32")

Stubby Collet Body



17CB20	0.5-3.2mm (.020-1/8")
--------	-----------------------

Gas Lens Cups



STOCK CODE	SIZE	BORE
54N18	4	6mm (1/4")
54N17	5	8mm (5/16")
54N16	6	10mm (3/8")
54N15	7	11mm (7/16")
54N14	8	13mm (1/2")
54N19	11	18mm (11/16")

Long Gas Lens Cups




54N17L	5L	8mm (5/16")
54N16L	6L	10mm (3/8")
54N15L	7L	11mm (7/16")

Large Diameter Gas Lens Cups



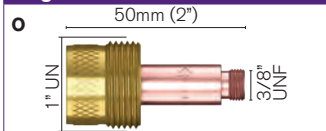
57N75	6	10mm (3/8")
57N74	8	13mm (1/2")
53N88	10	16mm (5/8")
53N87	12	19mm (3/4")

Gas Lens Bodies



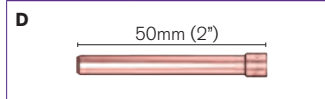
STOCK CODE	ELECTRODE SIZE
45V29	0.5mm (.020")
45V24	1.0mm (.040")
45V25	1.6mm (1/16")
45V25M	2.0mm (5/64")
45V26	2.4mm (3/32")
45V27	3.2mm (1/8")
45V28	4.0mm (5/32")

Large Diameter Gas Lens Bodies




45V116	1.6mm (1/16")
45V64	2.4mm (3/32")
995795	3.2mm (1/8")

Collets



STOCK CODE	ELECTRODE SIZE
10N21	0.5mm (.020")
10N22	1.0mm (.040")
10N23	1.6mm (1/16")
10N23M	2.0mm (5/64")
10N24	2.4mm (3/32")
10N25	3.2mm (1/8")
54N20	4.0mm (5/32")

Stubby Collets



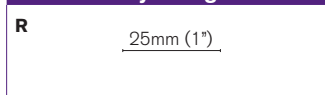
10N21S	0.5mm (.020")
10N22S	1.0mm (.040")
10N23S	1.6mm (1/16")
10N24S	2.4mm (3/32")
10N25S	3.2mm (1/8")

NEW Wedge Collets



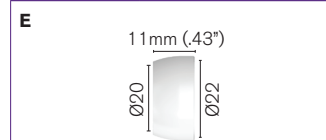
10N22W	1.0mm (.040")
10N23W	1.6mm (1/16")
10N24W	2.4mm (3/32")
10N25W	3.2mm (1/8")

NEW Stubby Wedge Collets




10N22SW	1.0mm (.040")
10N23SW	1.6mm (1/16")
10N24SW	2.4mm (3/32")
10N25SW	3.2mm (1/8")

Cup Gasket



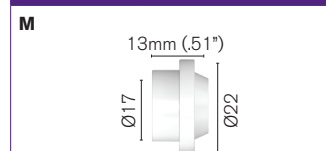
STOCK CODE
18CG

Stubby Cup Gasket




18CG20

Gas Lens Insulator



54N01	Use with 18CG
-------	---------------

Large Gas Lens Insulator



54N63	Use with 18CG
-------	---------------


NEW GAS SAVER RANGE
See pages 180 for more information.



PRO18SC

WATER COOLED PRO-GRIP MAX® TIG TORCH

400A DC, 300A AC @ 100% Duty Cycle, EN60974-7, 0.5mm-4.8mm (.020"-3/16") Electrodes



STOCK CODE	DESCRIPTION
1	PRO18SC Torch Head including Nozzle Gasket
2	98W18 Back Cap 'O' Ring
3	PRO57Y02 Pro-Grip® Back Cap Long 112mm (4.41")
4	PRO57Y04 Pro-Grip® Back Cap Short 24mm (.04")
5 TRIGGER KITS AVAILABLE SEE PAGE 186	

Full Parts Breakdown Available
Visit www.parweld.com for more information.

TORCH CONFIGURATIONS

See pages 185 -194 for how to create your Pro-Grip Max® TIG Torch Package.

Gas Lens Cups




STOCK CODE	SIZE	BORE
54N18	4	6mm (1/4")
54N17	5	8mm (5/16")
54N16	6	10mm (3/8")
54N15	7	11mm (7/16")
54N14	8	13mm (1/2")
54N19	11	18mm (11/16")

Long Gas Lens Cups



54N17L	5L	8mm (5/16")
54N16L	6L	10mm (3/8")
54N15L	7L	11mm (7/16")

Gas Lens Bodies



STOCK CODE	ELECTRODE SIZE
18GL16	1.6mm (1/16")
18GL32	2.4mm (3/32")
18GL18	3.2mm (1/8")
18GL53	4.0mm (5/32")
18GL36	4.8mm (3/16")

Nose Collet Body



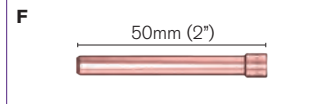
STOCK CODE	ELECTRODE SIZE
NCB-53	3.4mm

Large Diameter Gas Lens Bodies




NCB-36	5mm
--------	-----

Collets




STOCK CODE	ELECTRODE SIZE
10N21	0.5mm (.020")
10N22	1.0mm (.040")
10N23	1.6mm (1/16")
10N23M	2.0mm (5/64")
10N24	2.4mm (3/32")
10N25	3.2mm (1/8")
54N20	4.0mm (5/32")

Heavy Duty Collets



10N25HD	3.2mm (1/8")
54N20HD	4.0mm (5/32")
18C36	4.8mm (3/16")

Cup Gasket



STOCK CODE
18NG



PRO 550W

WATER COOLED PRO-GRIP MAX® TIG TORCH

550A DC, 410A AC @ 100% duty cycle, EN60974 -7, 1.2mm-6.4mm (.045"-1/4") Electrodes



STOCK CODE	DESCRIPTION
1 889692	O' Ring Pack
2 619041	Torch Body
3 607756*	Long Back Cap
4 607758	Short Back Cap

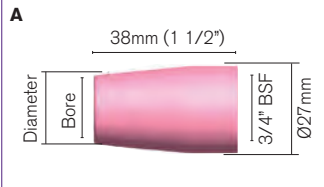
5 TRIGGER KITS AVAILABLE SEE PAGE 186

Full Parts Breakdown Available
Visit www.parweld.com for more information.

TORCH CONFIGURATIONS

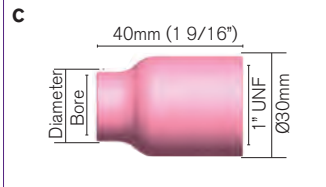
See pages 185 -194 for how to create your Pro-Grip Max® TIG Torch Package.

Alumina Ceramic Cups



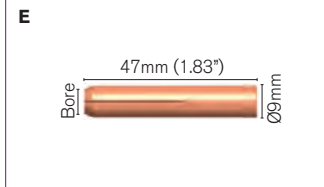
STOCK CODE	DIAMETER	BORE
889688	14mm (9/16")	10mm (3/8")
889689*	17mm (11/16")	13mm (1/2")
889690	22mm (7/8")	15mm (5/8")

Gas Lens Cups




STOCK CODE	DIAMETER	BORE
889699	14mm (9/16")	10mm (3/8")
889700	17mm (11/16")	13mm (1/2")
889701	22mm (7/8")	15mm (5/8")

Collets



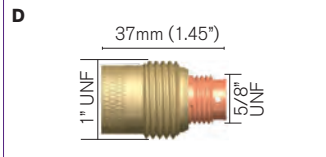
STOCK CODE	ELECTRODE SIZE
889597	1.6mm (1/16")
889583	2.4mm (3/32")
889584*	3.2mm (1/8")
889587	6.4mm (1/4")

Collet Body



STOCK CODE	BORE
606090*	1.2mm-6.4mm (3/64"-1/4")

Gas Lens Body



STOCK CODE	BORE
606194	6.5mm (1/4")

ECO-GRIP® TIG



The Parweld Eco-Grip® TIG torch range is designed to replace the conventional WLD style torch.

Ergonomic Handle - the comfortable handle design replaces the standard barrel design offering improved grip and reduces the risk of repetitive strain injury.

Improved Grip - a finger location has been added to the base of the handle offering greater comfort at the bottom of the torch as well as the top.

Integrated Ball Joint - improves flexibility and manoeuvrability. Also has the added benefit of protecting the cables from sharp bends and therefore extending the life of cables and hoses.

REPLACE THE CONVENTIONAL

KEY FEATURES

Parweld set out to improve the standard TIG torch, to take the existing and make it better. The result was the Eco-Grip® TIG.

The ergonomic design is a step up from the standard WLD, offering increased comfort, manoeuvrability and improved grip, while maintaining simplicity and ease of use.

TRIGGER SWITCHES

Located in a neutral finger position.

Heavy duty long life encapsulated switch
3A rated.

BALL JOINT

Positioning of the torch is made easier by the ball joint at the rear of the handle.

TORCH HEADS

Manufactured with high temperature resistant silicone rubber insulation.
All copper components ensure cooler running temperatures and maximum current capacity.

FRONT END CONSUMABLES


Extensive range available.
Manufactured to the highest specifications.
100% WLD type interchangeability.

HANDLE SYSTEM

Ergonomically superior with textured grips to ensure the handle remains in place with minimal grip pressure.

CABLE SYSTEMS

Air and liquid cooled cable assemblies use high temperature resistant PVC which combines flexibility and high heat and abrasion resistance.
Switch leads are high flex-life copper which minimises problems and maximises torch longevity.



A range of cable plugs are available to suit the majority of machines.



ECO TORCH RANGE



	ECO9	ECO17	ECO25	ECO26
COOLING	Air	Air	Water	Air
RATING	125A DC, 100A AC @ 60%	150A DC, 115A AC @ 60%	200A DC, 150A AC @ 100%	200A DC, 150A AC @ 60%
ELECTRODE SIZE	0.5mm-2.4mm (.020"-3/32")	0.5mm-3.2mm (.020"-1/8")	0.5mm-3.2mm (.020"-1/8")	0.5mm-4.0mm (.020"-5/32")



	ECO20	ECO18	ECO18SC
COOLING	Water	Water	Water
RATING	250A DC, 190A AC @ 100%	350A DC, 260A AC @ 100%	400A DC, 300A AC @ 100%
ELECTRODE SIZE	0.5mm-3.2mm (.020"-1/8")	0.5mm-4.0mm (.020"-5/32")	0.5mm-4.8mm (.020"-3/16")

HOW TO CREATE TORCH STOCK CODE

ECR18FX-12BW2



Air Cooled	ECO9	125A DC, 100A AC @ 60% Duty Cycle, 0.5mm-2.4mm (.020"-3/32") Electrodes	
	OPTIONS	ECR9	ECR9FX
		ECR9V	ECR9P
		Also available with ECR/WP9VFX Head	
	ECO17	150A DC, 115A AC @ 60% Duty Cycle, 0.5mm-3.2mm (.020"-1/8") Electrodes	
	OPTIONS	ECR17	ECR17FX
		ECR17V	ECR17VFX
	ECO26	200A DC, 150A AC @ 60% Duty Cycle, 0.5mm-4.0mm (.020"-5/32") Electrodes	
	OPTIONS	ECR26	ECR26FX
		ECR26V	ECR26VFX

Water Cooled	ECO18	350A DC, 260A AC @ 100% Duty Cycle, 0.5mm-4.0mm (.020"-3/16") Electrodes	
	OPTIONS	ECR18	ECR18FX
		ECR18SP	
	ECO18SC	400A DC, 300A AC @ 100% Duty Cycle, 0.5mm-4.8mm (.020"-3/16") Electrodes	
	OPTIONS	ECR18SC	
	ECO20	250A DC, 190A AC @ 100% Duty Cycle, 0.5mm-3.2mm (.020"-1/8") Electrodes	
	OPTIONS	ECR20	ECR20FX
		ECR20P	

Torch heads suitable for Eco-Grip® TIG & WLD Range

CABLE	
12	12.5ft (4m) Vinyl Power Cable, Switched and Sheathed
25	25ft (8m) Vinyl Power Cable, Switched and Sheathed

To order a torch without a switch add **N**-i.e. ECO18-12NBW

TERMINATIONS AND CABLE PLUGS
All torches are supplied with 3/8" BSP as standard. A wide range of torch terminations and cable plug options are available, see pages 187-194 for more information.



ECO9

AIR COOLED TIG TORCH

125A DC, 100A AC @ 60% Duty Cycle, EN60974-7, 0.5mm-2.4mm (.020"-3/32") Electrodes



STOCK CODE	DESCRIPTION
1 WP9	Torch Body Including Cup Gasket
2 98W77	Back Cap 'O' Ring
3 41V24	Back Cap Long 145mm (5.71")
4 41V35	Back Cap Medium 48mm (1.9")
5 41V33	Back Cap Short 19mm (.75")
6 ECO1MS	Momentary Switch
7 WP9V	Torch Body Valve

STOCK CODE	DESCRIPTION
8 VS-2	Valve Stem
9 WP9FX	Torch Body Flexible
10 WP9P	Torch Body Pencil
NI WP9VFX	Torch Body Flexi Valve

Full Parts Breakdown Available
 Visit www.parweld.com for more information.

HOW TO ORDER

See pages 219 for more information.
 For alternative cable plugs and terminations see pages 185 -194.

Stubby Ceramic Cups



STOCK CODE	SIZE	BORE
13N08	4	6mm (1/4")
13N09	5	8mm (5/16")
13N10	6	10mm (3/8")
13N11	7	11mm (7/16")
13N12	8	13mm (1/2")
13N13	10	16mm (5/8")

Long Ceramic Cups



796F70	3L	5mm (3/16")
796F71	4L	6mm (1/4")
796F72	5L	8mm (5/16")
796F73	6L	10mm (3/8")

Extra Long Ceramic Cups



796F74	3XL	5mm (3/16")
--------	-----	-------------



796F75	4XL	6mm (1/4")
796F76	5XL	8mm (5/16")
796F77	6XL	10mm (3/8")

Collet Bodies



STOCK CODE	ELECTRODE SIZE
13N25	0.5mm (.020")
13N26	1.0mm (.040")
13N27	1.6mm (1/16")
13N27M	2.0mm (5/64")
13N28	2.4mm (3/32")

Gas Lens Cups



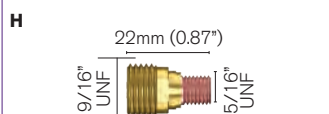
STOCK CODE	SIZE	BORE
53N58	4	6mm (1/4")
53N59	5	8mm (5/16")
53N60	6	10mm (3/8")
53N61	7	11mm (7/16")
53N61-S	8	13mm (1/2")

Large Diameter Gas Lens Cups



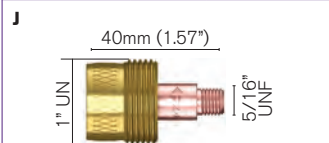
57N75	6	10mm (3/8")
57N74	8	13mm (1/2")
53N88	10	16mm (5/8")
53N87	12	19mm (3/4")

Gas Lens Bodies



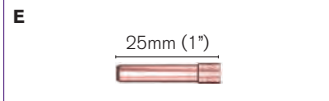
STOCK CODE	ELECTRODE SIZE
45V41	0.5mm (.020")
45V42	1.0mm (.040")
45V43	1.6mm (1/16")
45V43M	2.0mm (5/64")
45V44	2.4mm (3/32")

Large Diameter Gas Lens Bodies




45V116S	1.6mm (1/16")
45V64S	2.4mm (3/32")

Collets




STOCK CODE	ELECTRODE SIZE
13N20	0.5mm (.020")
13N21	1.0mm (.040")
13N22	1.6mm (1/16")
13N22M	2.0mm (5/64")
13N23	2.4mm (3/32")

Large Diameter Collets



13N22L	1.6mm (1/16")
13N23L	2.4mm (3/32")

NEW Wedge Collets



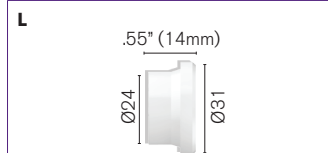
13N21W	1.0mm (.040")
13N22W	1.6mm (1/16")
13N23W	2.4mm (3/32")

Cup Gasket



STOCK CODE
598882

Large Diameter Gas Lens Insulator



54N63-20

NEW - GAS SAVER RANGE
See pages 180 for more information.


UPGRADE TO PRO-GRIP MAX®
See pages 182 for more information.



ECO17

AIR COOLED TIG TORCH

150A DC, 115A AC @ 60% Duty Cycle, EN60974-7, 0.5mm-3.2mm (.020"-1/8") Electrodes



STOCK CODE	DESCRIPTION
1 WP17	Torch Body Including Cup Gasket
2 98W18	Back Cap 'O' Ring
3 57Y02	Back Cap Long 112mm (4.41")
4 57Y04	Back Cap Short 24mm (.04")
5 ECO1MS	Momentary Switch
6 WP17V	Torch Body Valve

STOCK CODE	DESCRIPTION
7 VS-2	Valve Stem
8 WP17FX	Torch Body Flexible
9 WP17VFX	Torch Body Flexi Valve

Full Parts Breakdown Available
Visit www.parweld.com for more information.

HOW TO ORDER
See pages 219 for more information.
For alternative cable plugs and terminations see pages 185 -194.

Ceramic Cups



STOCK CODE	SIZE	BORE
10N50	4	6mm (1/4")
10N49	5	8mm (5/16")
10N48	6	10mm (3/8")
10N47	7	11mm (7/16")
10N46	8	13mm (1/2")
10N45	10	16mm (5/8")
10N44	12	19mm (3/4")

Long Ceramic Cups



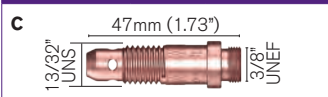
10N49L	5L	8mm (5/16")
10N48L	6L	10mm (3/8")
10N47L	7L	11mm (7/16")

Stubby Ceramic Cups




13N08	4	6mm (1/4")
13N09	5	8mm (5/16")
13N10	6	10mm (3/8")
13N11	7	11mm (7/16")
13N12	8	13mm (1/2")
13N13	10	16mm (5/8")

Collet Bodies



STOCK CODE	ELECTRODE SIZE
10N29	0.5mm (.020")
10N30	1.0mm (.040")
10N31	1.6mm (1/16")
10N31M	2.0mm (5/64")
10N32	2.4mm (3/32")
10N28	3.2mm (1/8")

Stubby Collet Body



17CB20	0.5-3.2mm (.020-1/8")
--------	-----------------------

Gas Lens Cups



STOCK CODE	SIZE	BORE
54N18	4	6mm (1/4")
54N17	5	8mm (5/16")
54N16	6	10mm (3/8")
54N15	7	11mm (7/16")
54N14	8	13mm (1/2")
54N19	11	18mm (1 1/16")

Long Gas Lens Cups




54N17L	5L	8mm (5/16")
54N16L	6L	10mm (3/8")
54N15L	7L	11mm (7/16")

Large Diameter Gas Lens Cups



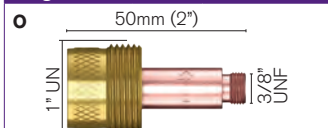
57N75	6	10mm (3/8")
57N74	8	13mm (1/2")
53N88	10	16mm (5/8")
53N87	12	19mm (3/4")

Gas Lens Bodies



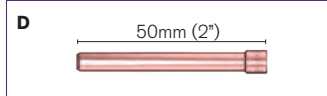
STOCK CODE	ELECTRODE SIZE
45V29	0.5mm (.020")
45V24	1.0mm (.040")
45V25	1.6mm (1/16")
45V25M	2.0mm (5/64")
45V26	2.4mm (3/32")
45V27	3.2mm (1/8")

Large Diameter Gas Lens Bodies



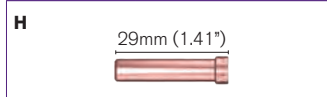
45V116	1.6mm (1/16")
45V64	2.4mm (3/32")
995795	3.2mm (1/8")

Collets



STOCK CODE	ELECTRODE SIZE
10N21	0.5mm (.020")
10N22	1.0mm (.040")
10N23	1.6mm (1/16")
10N23M	2.0mm (5/64")
10N24	2.4mm (3/32")
10N25	3.2mm (1/8")

Stubby Collets



10N21S	0.5mm (.020")
10N22S	1.0mm (.040")
10N23S	1.6mm (1/16")
10N24S	2.4mm (3/32")
10N25S	3.2mm (1/8")

NEW Wedge Collets



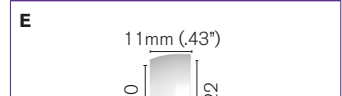
10N22W	1.0mm (.040")
10N23W	1.6mm (1/16")
10N24W	2.4mm (3/32")
10N25W	3.2mm (1/8")

NEW Stubby Wedge Collets



10N22SW	1.0mm (.040")
10N23SW	1.6mm (1/16")
10N24SW	2.4mm (3/32")
10N25SW	3.2mm (1/8")

Cup Gasket



STOCK CODE
18CG

Stubby Cup Gasket



18CG20

Gas Lens Insulator



54N01	Use with 18CG
-------	---------------

Large Gas Lens Insulator



54N63	Use with 18CG
-------	---------------

NEW - GAS SAVER RANGE
See pages 180 for more information.

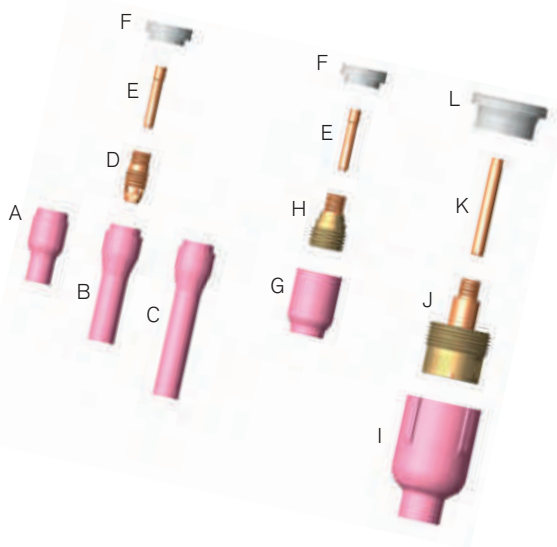

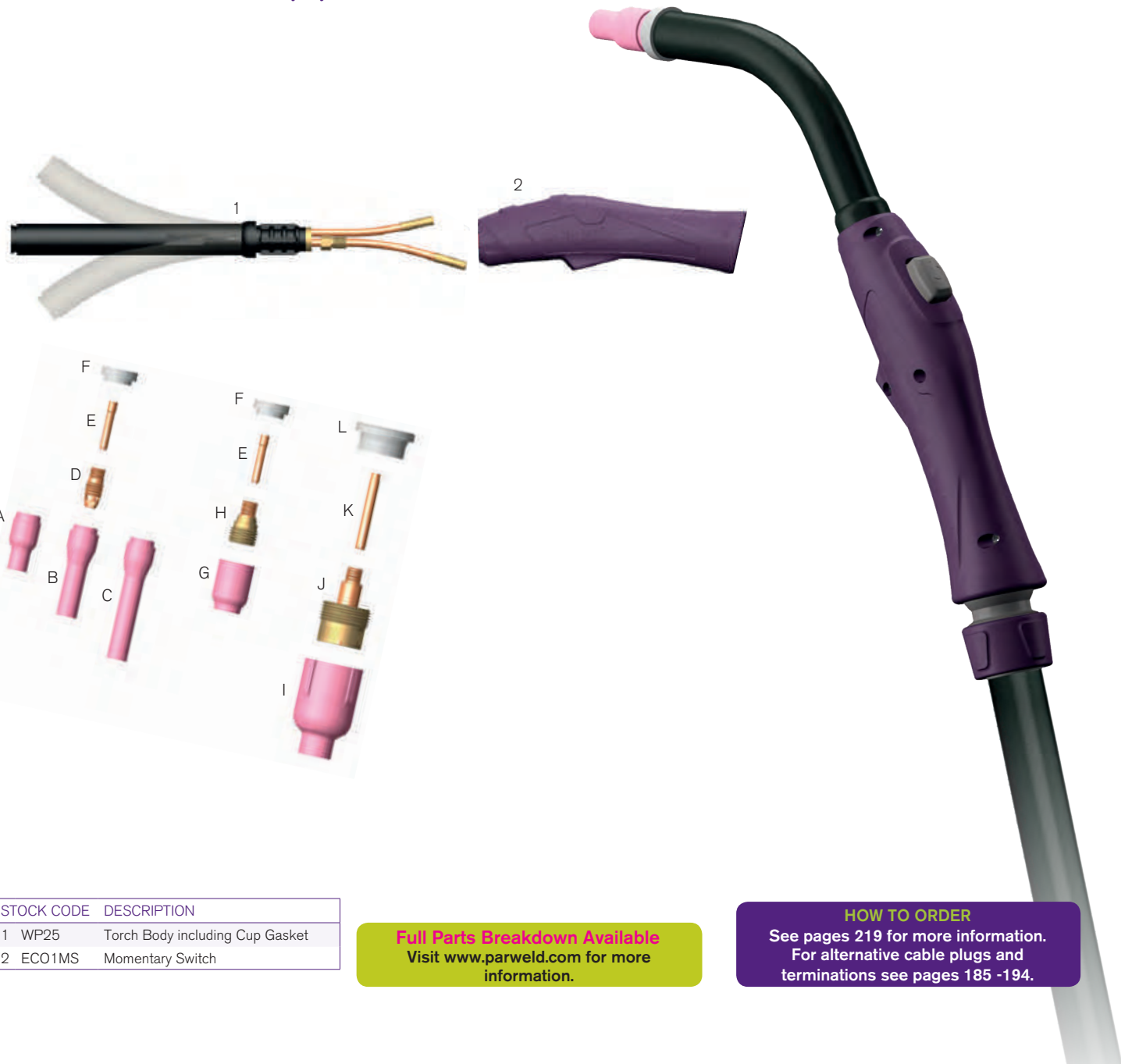
UPGRADE TO PRO-GRIP MAX®
See pages 182 for more information.



ECO25

WATER COOLED TIG TORCH

200A DC, 150A AC @ 100% Duty Cycle, EN60974-7, 0.5mm-3.2mm (.020"-1/8") Electrodes




STOCK CODE	DESCRIPTION
1 WP25	Torch Body including Cup Gasket
2 ECO1MS	Momentary Switch

Full Parts Breakdown Available
Visit www.parweld.com for more information.

HOW TO ORDER
See pages 219 for more information.
For alternative cable plugs and terminations see pages 185 -194.

Stubby Ceramic Cups



STOCK CODE	SIZE	BORE
13N08	4	6mm (1/4")
13N09	5	8mm (5/16")
13N10	6	10mm (3/8")
13N11	7	11mm (7/16")
13N12	8	13mm (1/2")
13N13	10	16mm (5/8")

Long Ceramic Cups



796F70	3L	5mm (3/16")
796F71	4L	6mm (1/4")
796F72	5L	8mm (5/16")
796F73	6L	10mm (3/8")

Extra Long Ceramic Cups

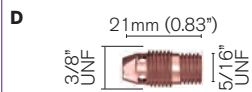


796F74	3XL	5mm (3/16")
--------	-----	-------------




796F75	4XL	6mm (1/4")
796F76	5XL	8mm (5/16")
796F77	6XL	10mm (3/8")

Collet Bodies




STOCK CODE	ELECTRODE SIZE
13N25	0.5mm (.020")
13N26	1.0mm (.040")
13N27	1.6mm (1/16")
13N27M	2.0mm (5/64")
13N28	2.4mm (3/32")
13N29	3.2mm (1/8")

Gas Lens Cups



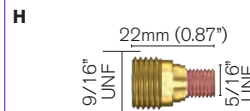
STOCK CODE	SIZE	BORE
53N58	4	6mm (1/4")
53N59	5	8mm (5/16")
53N60	6	10mm (3/8")
53N61	7	11mm (7/16")
53N61-S	8	13mm (1/2")

Large Diameter Gas Lens Cups



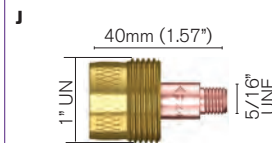
57N75	6	10mm (3/8")
57N74	8	13mm (1/2")
53N88	10	16mm (5/8")
53N87	12	19mm (3/4")

Gas Lens Bodies



STOCK CODE	ELECTRODE SIZE
45V41	0.5mm (.020")
45V42	1.0mm (.040")
45V43	1.6mm (1/16")
45V43M	2.0mm (5/64")
45V44	2.4mm (3/32")
45V45	3.2mm (1/18")

Large Diameter Gas Lens Bodies



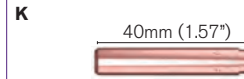
45V116S	1.6mm (1/16")
45V64S	2.4mm (3/32")

Collets




STOCK CODE	ELECTRODE SIZE
13N20	0.5mm (.020")
13N21	1.0mm (.040")
13N22	1.6mm (1/16")
13N22M	2.0mm (5/64")
13N23	2.4mm (3/32")
13N24	3.2mm (1/8")

Large Diameter Collets



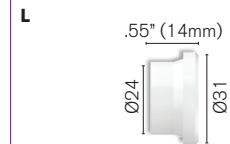
13N22L	1.6mm (1/16")
13N23L	2.4mm (3/32")

Cup Gasket



STOCK CODE
53N22

Large Diameter Gas Lens Insulator



54N63-20

ECO26

AIR COOLED TIG TORCH

200A DC, 150A AC @ 60% Duty Cycle, EN60974-7, 0.5mm-4.0mm (.020"-5/32") Electrodes



STOCK CODE	DESCRIPTION
1	WP26 Torch Body including Cup Gasket
2	98W18 Back Cap 'O' Ring
3	57Y02 Back Cap Long 112mm (4.41")
4	57Y04 Back Cap Short 24mm (.04")
5	ECO1MS Momentary Switch
6	VS-1 Valve Stem

STOCK CODE	DESCRIPTION
7	WP26V Torch Body Valve
8	WP26FX Torch Body Flexible
9	WP26VFX Torch Body Flexi Valve

Full Parts Breakdown Available
 Visit www.parweld.com for more information.


HOW TO ORDER
 See pages 219 for more information.
 For alternative cable plugs and terminations see pages 185 -194.

Ceramic Cups



STOCK CODE	SIZE	BORE
10N50	4	6mm (1/4")
10N49	5	8mm (5/16")
10N48	6	10mm (3/8")
10N47	7	11mm (7/16")
10N46	8	13mm (1/2")
10N45	10	16mm (5/8")
10N44	12	19mm (3/4")

Long Ceramic Cups




10N49L	5L	8mm (5/16")
10N48L	6L	10mm (3/8")
10N47L	7L	11mm (7/16")

Stubby Ceramic Cups




13N08	4	6mm (1/4")
13N09	5	8mm (5/16")
13N10	6	10mm (3/8")
13N11	7	11mm (7/16")
13N12	8	13mm (1/2")
13N13	10	16mm (5/8")

Collet Bodies




STOCK CODE	ELECTRODE SIZE
10N29	0.5mm (.020")
10N30	1.0mm (.040")
10N31	1.6mm (1/16")
10N31M	2.0mm (5/64")
10N32	2.4mm (3/32")
10N28	3.2mm (1/8")
406488	4.0mm (5/32")

Stubby Collet Body



17CB20	0.5-3.2mm (.020-1/8")
--------	-----------------------

Gas Lens Cups



STOCK CODE	SIZE	BORE
54N18	4	6mm (1/4")
54N17	5	8mm (5/16")
54N16	6	10mm (3/8")
54N15	7	11mm (7/16")
54N14	8	13mm (1/2")
54N19	11	18mm (11/16")

Long Gas Lens Cups



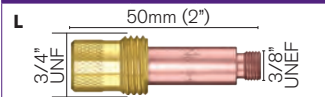
54N17L	5L	8mm (5/16")
54N16L	6L	10mm (3/8")
54N15L	7L	11mm (7/16")

Large Diameter Gas Lens Cups



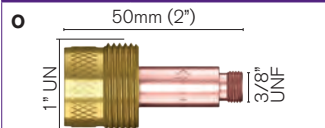
57N75	6	10mm (3/8")
57N74	8	13mm (1/2")
53N88	10	16mm (5/8")
53N87	12	19mm (3/4")

Gas Lens Bodies



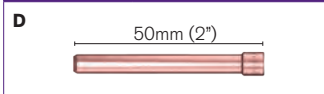
STOCK CODE	ELECTRODE SIZE
45V29	0.5mm (.020")
45V24	1.0mm (.040")
45V25	1.6mm (1/16")
45V25M	2.0mm (5/64")
45V26	2.4mm (3/32")
45V27	3.2mm (1/8")
45V28	4.0mm (5/32")

Large Diameter Gas Lens Bodies



45V116	1.6mm (1/16")
45V64	2.4mm (3/32")
995795	3.2mm (1/8")

Collets



STOCK CODE	ELECTRODE SIZE
10N21	0.5mm (.020")
10N22	1.0mm (.040")
10N23	1.6mm (1/16")
10N23M	2.0mm (5/64")
10N24	2.4mm (3/32")
10N25	3.2mm (1/8")
54N20	4.0mm (5/32")

Stubby Collets



10N21S	0.5mm (.020")
10N22S	1.0mm (.040")
10N23S	1.6mm (1/16")
10N24S	2.4mm (3/32")
10N25S	3.2mm (1/8")

NEW Wedge Collets



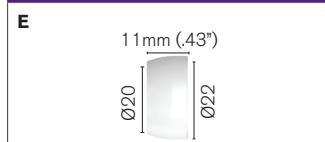
10N22W	1.0mm (.040")
10N23W	1.6mm (1/16")
10N24W	2.4mm (3/32")
10N25W	3.2mm (1/8")

NEW Stubby Wedge Collets



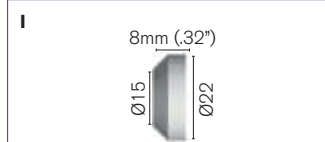
10N22SW	1.0mm (.040")
10N23SW	1.6mm (1/16")
10N24SW	2.4mm (3/32")
10N25SW	3.2mm (1/8")

Cup Gasket



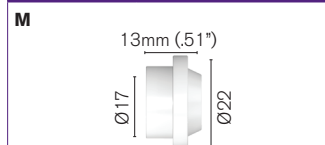
STOCK CODE
18CG

Stubby Cup Gasket



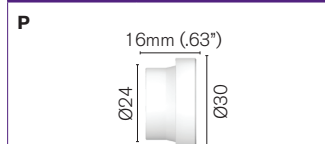
18CG20

Gas Lens Insulator



54N01	Use with 18CG
-------	---------------

Large Gas Lens Insulator



54N63	Use with 18CG
-------	---------------

NEW GAS SAVER RANGE
See pages 180 for more information.

UPGRADE TO PRO-GRIP MAX®
See pages 182 for more information.



ECO20

WATER COOLED TIG TORCH

250A DC, 190A AC @ 100% Duty Cycle, EN60974-7, 0.5mm-3.2mm (.020"-1/8") Electrodes




STOCK CODE	DESCRIPTION
1 WP920	Torch Body Including Cup Gasket
2 98W77	Back Cap 'O' Ring
3 41V24	Back Cap Long 145mm (5.71")
4 41V35	Back Cap Medium 48mm (1.9")
5 41V33	Back Cap Short 19mm (.75")
6 ECO1MS	Momentary Switch

STOCK CODE	DESCRIPTION
7 WP20FX	Torch Body Flexible
8 WP20P	Torch Body Pencil

Full Parts Breakdown Available
Visit www.parweld.com for more information.

HOW TO ORDER
See pages 219 for more information.
For alternative cable plugs and terminations see pages 185 -194.

Stubby Ceramic Cups



STOCK CODE	SIZE	BORE
13N08	4	6mm (1/4")
13N09	5	8mm (5/16")
13N10	6	10mm (3/8")
13N11	7	11mm (7/16")
13N12	8	13mm (1/2")
13N13	10	16mm (5/8")

Long Ceramic Cups



796F70	3L	5mm (3/16")
796F71	4L	6mm (1/4")
796F72	5L	8mm (5/16")
796F73	6L	10mm (3/8")

Extra Long Ceramic Cups

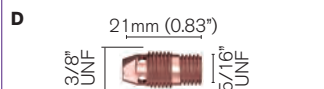


796F74	3XL	5mm (3/16")
--------	-----	-------------




796F75	4XL	6mm (1/4")
796F76	5XL	8mm (5/16")
796F77	6XL	10mm (3/8")

Collet Bodies



STOCK CODE	ELECTRODE SIZE
13N25	0.5mm (.020")
13N26	1.0mm (.040")
13N27	1.6mm (1/16")
13N27M	2.0mm (5/64")
13N28	2.4mm (3/32")
13N29	3.2mm (1/8")

Gas Lens Cups



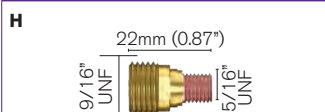
STOCK CODE	SIZE	BORE
53N58	4	6mm (1/4")
53N59	5	8mm (5/16")
53N60	6	10mm (3/8")
53N61	7	11mm (7/16")
53N61-S	8	13mm (1/2")

Large Diameter Gas Lens Cups



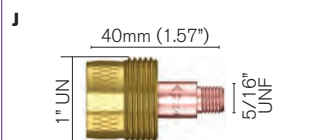
57N75	6	10mm (3/8")
57N74	8	13mm (1/2")
53N88	10	16mm (5/8")
53N87	12	19mm (3/4")

Gas Lens Bodies



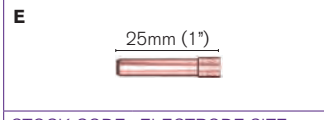
STOCK CODE	ELECTRODE SIZE
45V41	0.5mm (.020")
45V42	1.0mm (.040")
45V43	1.6mm (1/16")
45V43M	2.0mm (5/64")
45V44	2.4mm (3/32")
45V45	3.2mm (1/18")

Large Diameter Gas Lens Bodies




45V116S	1.6mm (1/16")
45V64S	2.4mm (3/32")

Collets



STOCK CODE	ELECTRODE SIZE
13N20	0.5mm (.020")
13N21	1.0mm (.040")
13N22	1.6mm (1/16")
13N22M	2.0mm (5/64")
13N23	2.4mm (3/32")
13N24	3.2mm (1/8")

Large Diameter Collets



13N22L	1.6mm (1/16")
13N23L	2.4mm (3/32")
13N24L	3.2mm (1/8")

NEW Wedge Collets



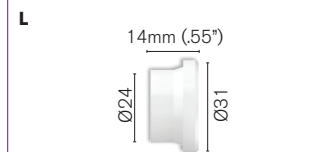
13N21W	1.0mm (.040")
13N22W	1.6mm (1/16")
13N23W	2.4mm (3/32")
13N24W	3.2mm (1/8")

Cup Gasket



STOCK CODE
598882

Large Diameter Gas Lens Insulator



54N63-20

NEW GAS SAVER RANGE
See pages 180 for more information.

UPGRADE TO PRO-GRIP MAX®
See pages 182 for more information.



ECO18

WATER COOLED TIG TORCH

350A DC, 260A AC @ 100% Duty Cycle, EN60974-7, 0.5mm-4.0mm (.020"-5/32") Electrodes



STOCK CODE	DESCRIPTION
1 WP18	Torch Body
2 98W18	Back Cap 'O' Ring
3 57Y02	Back Cap Long 112mm (4.41")
4 57Y04	Back Cap Short 24mm (.04")
5 ECO1MS	Momentary Switch

STOCK CODE	DESCRIPTION
6 WP18FX	Torch Body Flexible
7 WP18SP	Torch Body Pencil

Full Parts Breakdown Available
Visit www.parweld.com for more information.

HOW TO ORDER
See pages 219 for more information.
For alternative cable plugs and terminations see pages 185 -194.

Ceramic Cups



STOCK CODE	SIZE	BORE
10N50	4	6mm (1/4")
10N49	5	8mm (5/16")
10N48	6	10mm (3/8")
10N47	7	11mm (7/16")
10N46	8	13mm (1/2")
10N45	10	16mm (5/8")
10N44	12	19mm (3/4")

Long Ceramic Cups




10N49L	5L	8mm (5/16")
10N48L	6L	10mm (3/8")
10N47L	7L	11mm (7/16")

Stubby Ceramic Cups




13N08	4	6mm (1/4")
13N09	5	8mm (5/16")
13N10	6	10mm (3/8")
13N11	7	11mm (7/16")
13N12	8	13mm (1/2")
13N13	10	16mm (5/8")

Collet Bodies




STOCK CODE	ELECTRODE SIZE
10N29	0.5mm (.020")
10N30	1.0mm (.040")
10N31	1.6mm (1/16")
10N31M	2.0mm (5/64")
10N32	2.4mm (3/32")
10N28	3.2mm (1/8")
406488	4.0mm (5/32")

Stubby Collet Body



17CB20	0.5-3.2mm (.020-1/8")
--------	-----------------------

Gas Lens Cups



STOCK CODE	SIZE	BORE
54N18	4	6mm (1/4")
54N17	5	8mm (5/16")
54N16	6	10mm (3/8")
54N15	7	11mm (7/16")
54N14	8	13mm (1/2")
54N19	11	18mm (11/16")

Long Gas Lens Cups



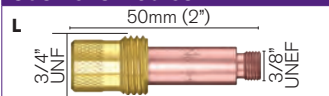
54N17L	5L	8mm (5/16")
54N16L	6L	10mm (3/8")
54N15L	7L	11mm (7/16")

Large Diameter Gas Lens Cups



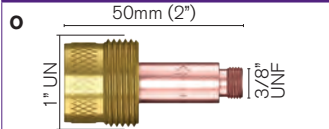
57N75	6	10mm (3/8")
57N74	8	13mm (1/2")
53N88	10	16mm (5/8")
53N87	12	19mm (3/4")

Gas Lens Bodies



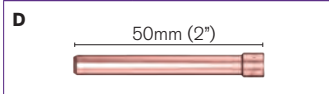
STOCK CODE	ELECTRODE SIZE
45V29	0.5mm (.020")
45V24	1.0mm (.040")
45V25	1.6mm (1/16")
45V25M	2.0mm (5/64")
45V26	2.4mm (3/32")
45V27	3.2mm (1/8")
45V28	4.0mm (5/32")

Large Diameter Gas Lens Bodies



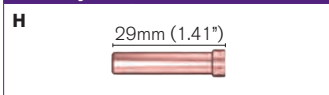
45V116	1.6mm (1/16")
45V64	2.4mm (3/32")
995795	3.2mm (1/8")

Collets




STOCK CODE	ELECTRODE SIZE
10N21	0.5mm (.020")
10N22	1.0mm (.040")
10N23	1.6mm (1/16")
10N23M	2.0mm (5/64")
10N24	2.4mm (3/32")
10N25	3.2mm (1/8")
54N20	4.0mm (5/32")

Stubby Collets



10N21S	0.5mm (.020")
10N22S	1.0mm (.040")
10N23S	1.6mm (1/16")
10N24S	2.4mm (3/32")
10N25S	3.2mm (1/8")

NEW Wedge Collets



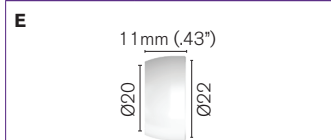
10N22W	1.0mm (.040")
10N23W	1.6mm (1/16")
10N24W	2.4mm (3/32")
10N25W	3.2mm (1/8")

NEW Stubby Wedge Collets



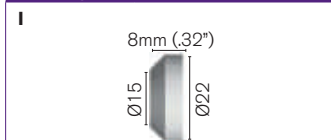
10N22SW	1.0mm (.040")
10N23SW	1.6mm (1/16")
10N24SW	2.4mm (3/32")
10N25SW	3.2mm (1/8")

Cup Gasket



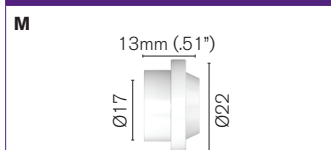
STOCK CODE
18CG

Stubby Cup Gasket



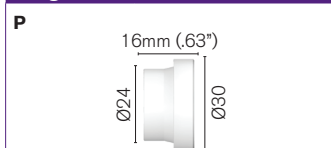
18CG20

Gas Lens Insulator



54N01	Use with 18CG
-------	---------------

Large Gas Lens Insulator



54N63	Use with 18CG
-------	---------------

NEW GAS SAVER RANGE
See pages 180 for more information.


UPGRADE TO PRO-GRIP MAX®
See pages 182 for more information.



ECO18SC

WATER COOLED TIG TORCH

400A DC, 300A AC @ 100% Duty Cycle, EN60974-7, 0.5mm-4.8mm (.020"-3/16") Electrodes



STOCK CODE	DESCRIPTION
1 WP18SC	Torch Body including Nozzle Gasket
2 98W18	Back Cap 'O' Ring
3 57Y02	Back Cap Long 112mm (4.41")
4 57Y04	Back Cap Short 24mm (.04")

STOCK CODE	DESCRIPTION
5 ECO1MS	Momentary Switch

Full Parts Breakdown Available
Visit www.parweld.com for more information.

HOW TO ORDER

See pages 219 for more information.
For alternative cable plugs and terminations see pages 185 -194.

Gas Lens Cups




STOCK CODE	SIZE	BORE
54N18	4	6mm (1/4")
54N17	5	8mm (5/16")
54N16	6	10mm (3/8")
54N15	7	11mm (7/16")
54N14	8	13mm (1/2")
54N19	11	18mm (11/16")

Long Gas Lens Cups



54N17L	5L	8mm (5/16")
54N16L	6L	10mm (3/8")
54N15L	7L	11mm (7/16")

Gas Lens Bodies



STOCK CODE	ELECTRODE SIZE
18GL16	1.6mm (1/16")
18GL32	2.4mm (3/32")
18GL18	3.2mm (1/8")
18GL53	4.0mm (5/32")
18GL36	4.8mm (3/16")

Nose Collet Body



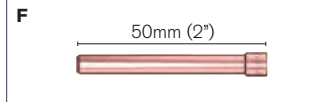
STOCK CODE	ELECTRODE SIZE
NCB-53	3.4mm

Large Diameter Gas Lens Bodies




NCB-36	5mm
--------	-----

Collets




STOCK CODE	ELECTRODE SIZE
10N21	0.5mm (.020")
10N22	1.0mm (.040")
10N23	1.6mm (1/16")
10N23M	2.0mm (5/64")
10N24	2.4mm (3/32")
10N25	3.2mm (1/8")
54N20	4.0mm (5/32")

Heavy Duty Collets



10N25HD	3.2mm (1/8")
54N20HD	4.0mm (5/32")
18C36	4.8mm (3/16")

Cup Gasket



STOCK CODE
18NG

UPGRADE TO PRO-GRIP MAX®
See pages 182 for more information.

WLD TIG



The Parweld WLD TIG torch range's classic design has enduring appeal because simply, it works.

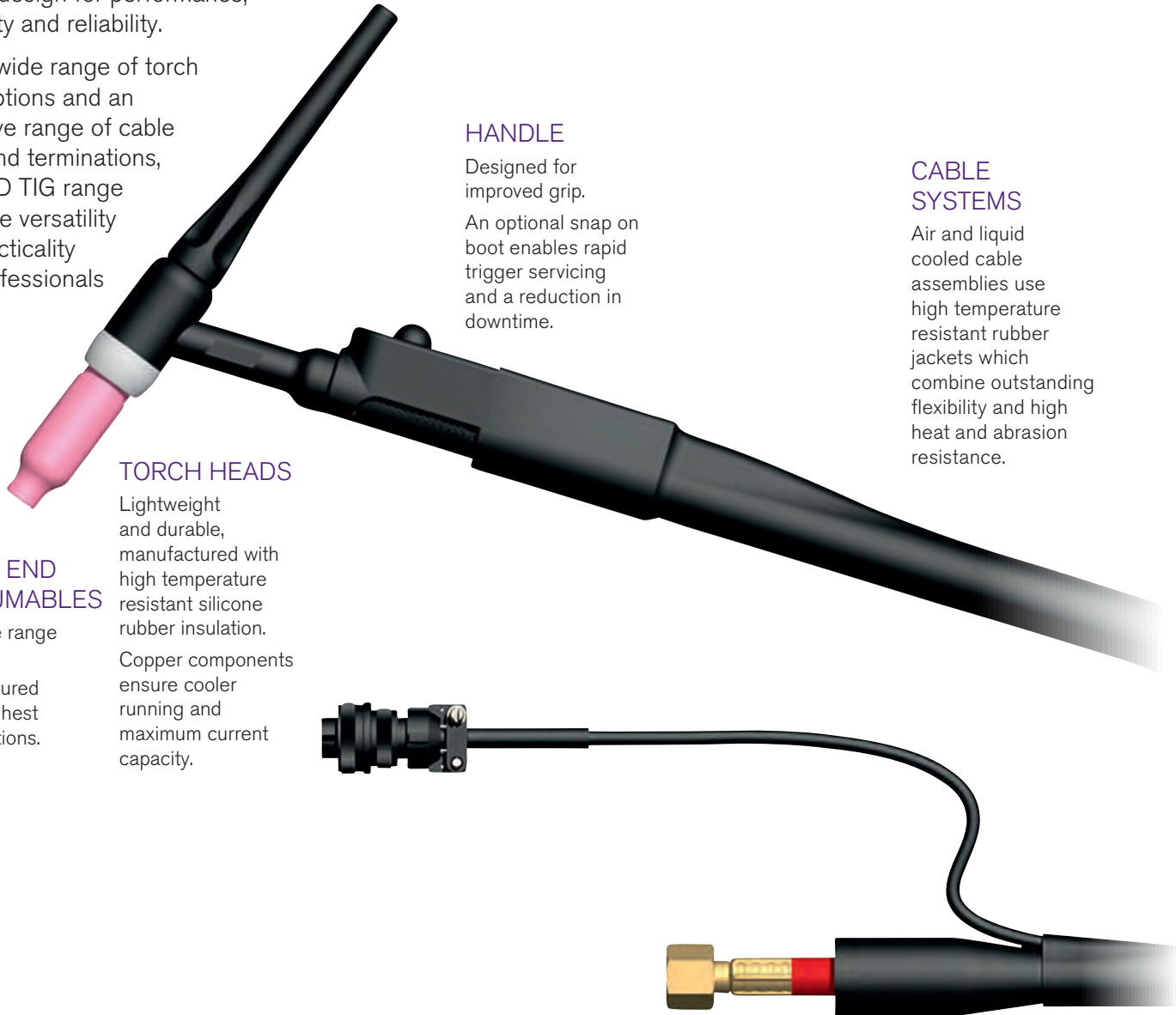
WLD has been a staple of the Parweld TIG range and is popular all over the world. We never stop working to improve though, and the WLD range is the product of years of thoughtful improvement and re engineering for optimal performance.

CLASSIC SIMPLICITY

KEY FEATURES

The Parweld WLD TIG Range offers classic design for performance, durability and reliability.

With a wide range of torch head options and an extensive range of cable plugs and terminations, the WLD TIG range gives the versatility and practicality that professionals need.



HANDLE

Designed for improved grip.

An optional snap on boot enables rapid trigger servicing and a reduction in downtime.

CABLE SYSTEMS

Air and liquid cooled cable assemblies use high temperature resistant rubber jackets which combine outstanding flexibility and high heat and abrasion resistance.

TORCH HEADS

Lightweight and durable, manufactured with high temperature resistant silicone rubber insulation.

Copper components ensure cooler running and maximum current capacity.

FRONT END CONSUMABLES

Extensive range available.

Manufactured to the highest specifications.



WLD TIG RANGE



	WP24	WP9	WP17	WP24W	WP25
COOLING	Air	Air	Air	Water	Water
RATING	80A DC, 50A AC @ 60%	125A DC, 100A AC @ 60%	150A DC, 115A AC @ 60%	180A DC, 150A AC @ 100%	200A DC, 150A AC @ 100%
ELECTRODE SIZE	0.5mm-1.6mm (.020"-1/16")	0.5mm-2.4mm (.020"-3/32")	0.5mm-3.2mm (.020"-1/8")	0.5mm-1.6mm (.020"-1/16")	0.5mm-3.2mm (.020"-1/8")



	WP26	WP20	WP18	WP18SC
COOLING	Air	Water	Water	Water
RATING	200A DC, 150A AC @ 60%	250A DC, 190A AC @ 100%	350A DC, 260A AC @ 100%	400A DC, 300A AC @ 100%
ELECTRODE SIZE	0.5mm-4.0mm (.020"-5/32")	0.5mm-3.2mm (.020"-1/8")	0.5mm-4.0mm (.020"-5/32")	0.5mm-4.8mm (.020"-3/16")

HOW TO CREATE A WLD TORCH STOCK CODE

WP18FX-12RSSWKG2

- 1. Torch Head
(See Page 219)
- 2. Cable Length
- 3. Cable Type
- 4. Cable Termination
(See Page 187-192)
- 5. Cable Plug
(see page 193 -194)

1. TORCH HEAD	
(Suitable for Eco-Grip® TIG & WLD Range)	
CODE	DESCRIPTION
WP9	Air Cooled 125A DC
WP9FX	Flexible Air Cooled 125A DC
WP9V	Valve Cooled 125A DC
WP9P	Pencil Air Cooled 125A DC
WP9VFX	Flexible Valve Air Cooled 125A DC
WP17	Air Cooled 150A DC
WP17FX	Flexible Air Cooled 150A DC
WP17V	Valve Air Cooled 150A DC
WP17VFX	Flexible Valve Air Cooled 150A DC
WP18	Water Cooled 350A DC
WP18FX	Flexible Water Cooled 350A DC
WP18SP	Pencil Water Cooled 350A DC
WP18SC	Water Cooled 400A DC
WP20	Water Cooled 250A DC
WP20FX	Flexible Water Cooled 250A DC
WP20P	Pencil Water Cooled 250A DC
WP24	Air Cooled 80A DC
WP24W	Water Cooled 180A DC
WP25	Water Cooled 200A DC
WP26	Air Cooled 200A DC
WP26FX	Flexible Air Cooled 200A DC
WP26V	Valve Air Cooled 200A DC
WP26VFX	Flexible Valve Air Cooled 200A DC

2. CABLE LENGTH	
12	12.5ft (4m) Vinyl Power Cable
25	25ft (8m) Vinyl Power Cable
3. CABLE TYPE	
CODE	DESCRIPTION
R	Rubber Mono Cable
-2	2 Piece Power Cable
SSW	Vinyl Mono Power Cable, Switched and Sheathed
-2SSW	2 Piece Power Cable, Switched and Sheathed
Z	Nylon Zipped Cover
ZL	Leather Zipped Cover
SZ	Switch and Nylon Zipped Cover
RSSW	Rubber Cable, Switch and Sheath
4. TERMINATIONS AND CABLE PLUGS	

All torches are supplied with 3/8" BSP as standard.
 A wide range of torch terminations and cable plug options are available, see pages 187-193 for more information.



HANDLES

In order to improve the grip and performance of our 2 piece torches, these come with a ribbed handle as standard.



MODULAR FLEX NECK SYSTEM

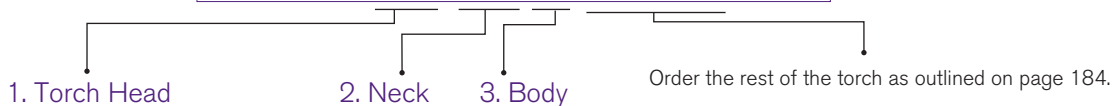
Our **NEW** modular system gives the user the ability to swap between head sizes depending upon the job in hand, without needing to change torch.

The replaceable air cooled flex neck insert allows the user to extend the life of the torch when the flex coil fails.

CONFIGURE YOUR PART NUMBER

NEW

WP9-70 1CE TB 12SSW



1. TORCH HEAD

CODE	DESCRIPTION
9-70	WP9 90° Head
9-90	WP9 70° Head
9-180	WP9 180° Head
17-26	WP17/26 70° Head
17-26P	WP17/26 180° Head
24-70	WP24 70° Head
24-90	WP24 90° Head

2. NECK

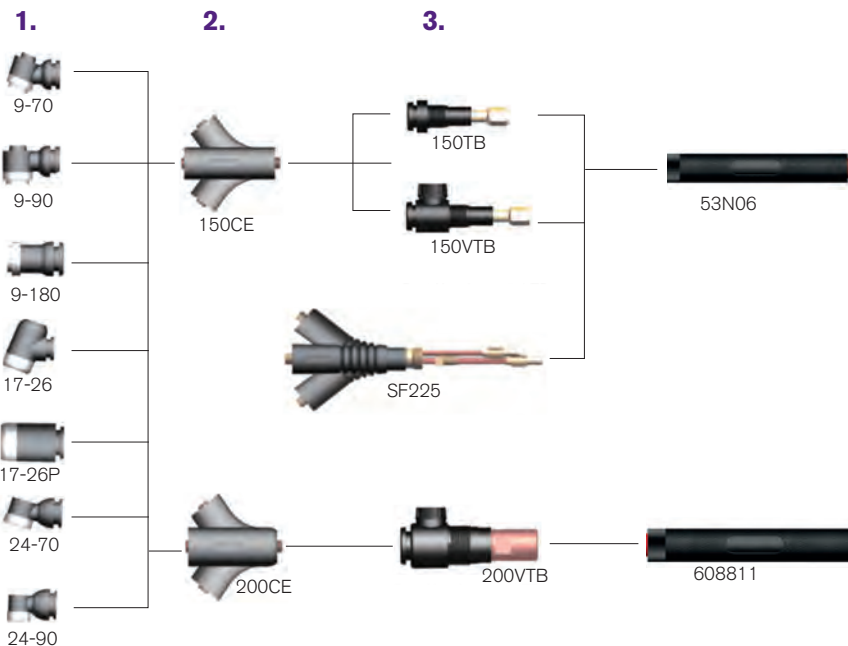
CODE	REFERENCE	DESCRIPTION
1CE	150CE	150A Flex Neck
2CE	200CE	200A Flex Neck
SF2	SF225 Neck & Body	225A w/c Flex Neck

3. BODY

CODE	REFERENCE	DESCRIPTION
TB	150TB	150A Body
VTB	150VTB	150A Valve Body
2VTB	200VTB	200A Valve Body

4. HANDLE

CODE	DESCRIPTION
53N06	Small Screw on Handle
608811	Large Screw on Handle



SCRATCH AND LIFT TIG WP9V, WP17V, WP26V

CONFIGURE YOUR PART NUMBER

WP17V-12-2IX

1. Torch Head 2. Cable Length 3. Cable Termination

1. TORCH HEAD

CODE	DESCRIPTION
WP9V	Air Cooled TIG Welding Torch 125A DC, 100A AC @ 60% Duty Cycle, 0.5mm-2.4mm (.020"-3/32") Electrodes
WP9VFX	
WP17V	Air Cooled TIG Welding Torch 150A DC, 115A AC @ 60% Duty Cycle, 0.5mm-3.2mm (.020"-1/8") Electrodes
WP17VFX	
WP26V	Air Cooled TIG Welding Torch 200A DC, 150A AC @ 60% Duty Cycle, 0.5mm-4.0mm (.020"-5/32") Electrodes
WP26VFX	

2. CABLE LENGTH (go to page 237)

3. CABLE TERMINATION


CODE	DESCRIPTION
-2	End fitting with 3/8" BSP nut and lug on power
-2IX	End fitting with 3/8" BSP nut and 35-50 dinse on power, Gas hose 1.5m Longer
-2-1	End fitting with 3/8" BSP nut and 10-25 dinse on power, Gas hose 1.5m Longer

Other end fittings available on request

1.



2.



3.






WP24

AIR COOLED TIG TORCH

80A DC, 50A AC @ 60% Duty Cycle, EN60974-7, 0.5mm-1.6mm (.020"-3/32") Electrodes

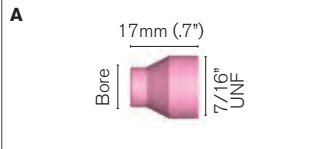


STOCK CODE	DESCRIPTION
1 WP24	Torch Body including Cup Gasket
2 950	Microswitch Bulbous
NI 950F	Micro Switch Flat
3 RDZ0591	Small Snap-On Boot
NI 607664	Rubber Boot
4 105Z55	Handle

Full Parts Breakdown Available
Visit www.parweld.com for more information.

HOW TO ORDER
See pages 237 for more information.
For alternative cable plugs and terminations see pages 185 -194.

Ceramic Cups




STOCK CODE	SIZE	BORE
53N24	4	6mm (1/4")
53N25	5	8mm (5/16")
53N27	6	10mm (3/8")

Collet Bodies



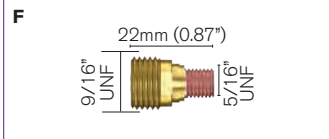
STOCK CODE	ELECTRODE SIZE
53N18	1.0mm (.040")
53N19	1.6mm (1/16")

Gas Lens Cups




STOCK CODE	SIZE	BORE
53N58	4	6mm (1/4")
53N59	5	8mm (5/16")
53N60	6	10mm (3/8")
53N61	7	11mm (7/16")
53N61-S	8	13mm (1/2")

Gas Lens Bodies



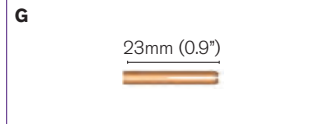
45V41	0.5mm (.020")
45V42	1.0mm (.040")
45V43	1.6mm (1/16")

Collets



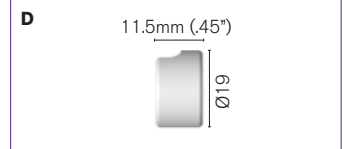
STOCK CODE	ELECTRODE SIZE
53N16	1.0mm (.040")
53N14	1.6mm (1/16")

Gas Lens Collet



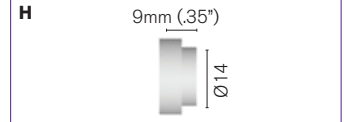
53N64	1.6mm (1/16")
-------	---------------

Cup Gasket



STOCK CODE
53N22

Gas Lens Insulator



53N66

NEW - GAS SAVER RANGE
See pages 180 for more information.



WP9

AIR COOLED TIG TORCH

125A DC, 100A AC @ 60% Duty Cycle, EN60974-7, 0.5mm-2.4mm (.020"-3/32") Electrodes



STOCK CODE	DESCRIPTION
1 WP9	Torch Body Including Cup Gasket
2 98W77	Back Cap 'O' Ring
3 41V24	Back Cap Long 145mm (5.71")
4 41V35	Back Cap Medium 48mm (1.9")
5 41V33	Back Cap Short 19mm (.75")
6 950	Microswitch Bulbous
NI 950F	Micro Switch Flat
7 RDZ0591	Small Snap-On Boot
MI 607664	Rubber Boot

STOCK CODE	DESCRIPTION
8 105Z55	Handle
9 WP9V	Torch Body Valve
10 VS-2	Valve Stem
11 WP9FX	Torch Body Flexible
12 WP9P	Torch Body Pencil
NI WP9VFX	Torch Body Flexi Valve

Full Parts Breakdown Available
Visit www.parweld.com for more information.

HOW TO ORDER
See pages 237 for more information.
For alternative cable plugs and terminations see pages 185 -194.

Stubby Ceramic Cups



STOCK CODE	SIZE	BORE
13N08	4	6mm (1/4")
13N09	5	8mm (5/16")
13N10	6	10mm (3/8")
13N11	7	11mm (7/16")
13N12	8	13mm (1/2")
13N13	10	16mm (5/8")

Long Ceramic Cups



796F70	3L	5mm (3/16")
796F71	4L	6mm (1/4")
796F72	5L	8mm (5/16")
796F73	6L	10mm (3/8")

Extra Long Ceramic Cups

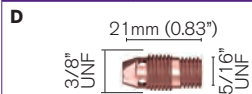


796F74	3XL	5mm (3/16")
--------	-----	-------------




796F75	4XL	6mm (1/4")
796F76	5XL	8mm (5/16")
796F77	6XL	10mm (3/8")

Collet Bodies




STOCK CODE	ELECTRODE SIZE
13N25	0.5mm (.020")
13N26	1.0mm (.040")
13N27	1.6mm (1/16")
13N27M	2.0mm (5/64")
13N28	2.4mm (3/32")

Gas Lens Cups



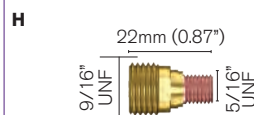
STOCK CODE	SIZE	BORE
53N58	4	6mm (1/4")
53N59	5	8mm (5/16")
53N60	6	10mm (3/8")
53N61	7	11mm (7/16")
53N61-S	8	13mm (1/2")

Large Diameter Gas Lens Cups



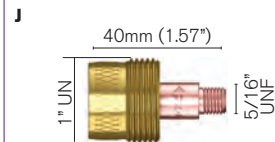
57N75	6	10mm (3/8")
57N74	8	13mm (1/2")
53N88	10	16mm (5/8")
53N87	12	19mm (3/4")

Gas Lens Bodies



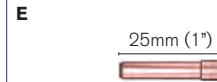
STOCK CODE	ELECTRODE SIZE
45V41	0.5mm (.020")
45V42	1.0mm (.040")
45V43	1.6mm (1/16")
45V43M	2.0mm (5/64")
45V44	2.4mm (3/32")

Large Diameter Gas Lens Bodies



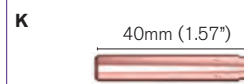
45V116S	1.6mm (1/16")
45V64S	2.4mm (3/32")

Collets



STOCK CODE	ELECTRODE SIZE
13N20	0.5mm (.020")
13N21	1.0mm (.040")
13N22	1.6mm (1/16")
13N22M	2.0mm (5/64")
13N23	2.4mm (3/32")

Large Diameter Collets



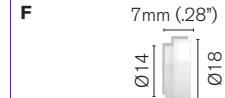
13N22L	1.6mm (1/16")
13N23L	2.4mm (3/32")

NEW Wedge Collets



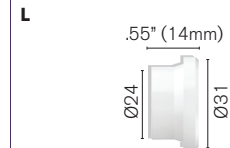
13N21W	1.0mm (.040")
13N22W	1.6mm (1/16")
13N23W	2.4mm (3/32")

Cup Gasket



STOCK CODE
598882

Large Diameter Gas Lens Insulator



54N63-20

NEW - GAS SAVER RANGE
See pages 180 for more information.

UPGRADE TO PRO-GRIP MAX®
See pages 182 for more information.



WP17

AIR COOLED TIG TORCH

150A DC, 115A AC @ 60% Duty Cycle, EN60974-7, 0.5mm-3.2mm (.020"-1/8") Electrodes



STOCK CODE	DESCRIPTION
1 WP17	Torch Body Including Cup Gasket
2 98W18	Back Cap 'O' Ring
3 57Y02	Back Cap Long 112mm (4.41")
4 57Y04	Back Cap Short 24mm (.04")
5 950	Microswitch Bulbous
NI 950F	Micro Switch Flat
6 RDZ0591	Small Snap-On Boot
NI 607664	Rubber Boot

STOCK CODE	DESCRIPTION
7 105Z55	Handle
8 WP17V	Torch Body Valve
9 VS-2	Valve Stem
10 WP17FX	Torch Body Flexible
11 WP17VFX	Torch Body Flexi Valve

Full Parts Breakdown Available
 Visit www.parweld.com for more information.

HOW TO ORDER
 See pages 237 for more information.
 For alternative cable plugs and terminations see pages 185 -194.

Ceramic Cups



STOCK CODE	SIZE	BORE
10N50	4	6mm (1/4")
10N49	5	8mm (5/16")
10N48	6	10mm (3/8")
10N47	7	11mm (7/16")
10N46	8	13mm (1/2")
10N45	10	16mm (5/8")
10N44	12	19mm (3/4")

Long Ceramic Cups



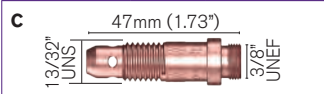
STOCK CODE	SIZE	BORE
10N49L	5L	8mm (5/16")
10N48L	6L	10mm (3/8")
10N47L	7L	11mm (7/16")

Stubby Ceramic Cups



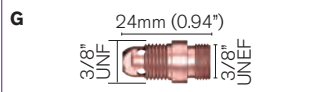
STOCK CODE	SIZE	BORE
13N08	4	6mm (1/4")
13N09	5	8mm (5/16")
13N10	6	10mm (3/8")
13N11	7	11mm (7/16")
13N12	8	13mm (1/2")
13N13	10	16mm (5/8")

Collet Bodies




STOCK CODE	ELECTRODE SIZE
10N29	0.5mm (.020")
10N30	1.0mm (.040")
10N31	1.6mm (1/16")
10N31M	2.0mm (5/64")
10N32	2.4mm (3/32")
10N28	3.2mm (1/8")

Stubby Collet Body



17CB20	0.5-3.2mm (.020-1/8")
--------	-----------------------

Gas Lens Cups



STOCK CODE	SIZE	BORE
54N18	4	6mm (1/4")
54N17	5	8mm (5/16")
54N16	6	10mm (3/8")
54N15	7	11mm (7/16")
54N14	8	13mm (1/2")
54N19	11	18mm (1 1/16")

Long Gas Lens Cups



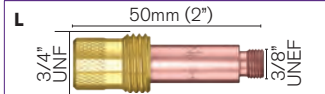
54N17L	5L	8mm (5/16")
54N16L	6L	10mm (3/8")
54N15L	7L	11mm (7/16")

Large Diameter Gas Lens Cups



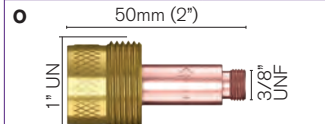
57N75	6	10mm (3/8")
57N74	8	13mm (1/2")
53N88	10	16mm (5/8")
53N87	12	19mm (3/4")

Gas Lens Bodies



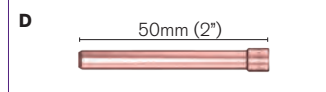
STOCK CODE	ELECTRODE SIZE
45V29	0.5mm (.020")
45V24	1.0mm (.040")
45V25	1.6mm (1/16")
45V25M	2.0mm (5/64")
45V26	2.4mm (3/32")
45V27	3.2mm (1/8")

Large Diameter Gas Lens Bodies



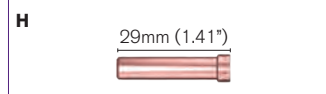
45V116	1.6mm (1/16")
45V64	2.4mm (3/32")
995795	3.2mm (1/8")

Collets



STOCK CODE	ELECTRODE SIZE
10N21	0.5mm (.020")
10N22	1.0mm (.040")
10N23	1.6mm (1/16")
10N23M	2.0mm (5/64")
10N24	2.4mm (3/32")
10N25	3.2mm (1/8")

Stubby Collets



10N21S	0.5mm (.020")
10N22S	1.0mm (.040")
10N23S	1.6mm (1/16")
10N24S	2.4mm (3/32")
10N25S	3.2mm (1/8")

NEW Wedge Collets



10N22W	1.0mm (.040")
10N23W	1.6mm (1/16")
10N24W	2.4mm (3/32")
10N25W	3.2mm (1/8")

NEW Stubby Wedge Collets



10N22SW	1.0mm (.040")
10N23SW	1.6mm (1/16")
10N24SW	2.4mm (3/32")
10N25SW	3.2mm (1/8")

Cup Gasket



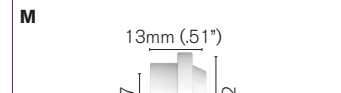
STOCK CODE	18CG
------------	------

Stubby Cup Gasket



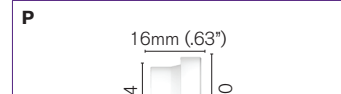
18CG20

Gas Lens Insulator



54N01	Use with 18CG
-------	---------------

Large Gas Lens Insulator



54N63	Use with 18CG
-------	---------------

NEW - GAS SAVER RANGE
See pages 180 for more information.

UPGRADE TO PRO-GRIP MAX®
See pages 182 for more information.



WP24W

WATER COOLED TIG TORCH

180A DC, 150A AC @ 100% Duty Cycle, EN60974-7, 0.5mm-1.6mm (.020"-3/32") Electrodes



STOCK CODE	DESCRIPTION
1 WP24W	Torch Body including Cup Gasket
2 950	Microswitch Bulbous
NI 950F	Micro Switch Flat
3 RDZ0591	Small Snap-On Boot
NI 607664	Rubber Boot
4 105Z55	Handle

Full Parts Breakdown Available
Visit www.parweld.com for more information.


HOW TO ORDER
See pages 237 for more information.
For alternative cable plugs and terminations see pages 185 -194.

Ceramic Cups



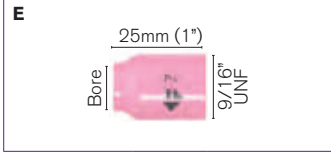
STOCK CODE	SIZE	BORE
53N24	4	6mm (1/4")
53N25	5	8mm (5/16")
53N27	6	10mm (3/8")

Collet Bodies



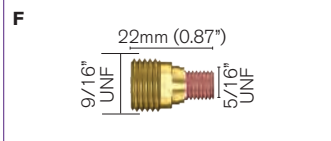
STOCK CODE	ELECTRODE SIZE
53N18	1.0mm (.040")
53N19	1.6mm (1/16")

Gas Lens Cups



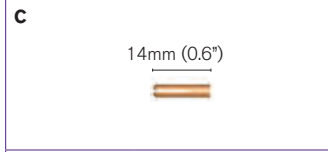
STOCK CODE	SIZE	BORE
53N58	4	6mm (1/4")
53N59	5	8mm (5/16")
53N60	6	10mm (3/8")
53N61	7	11mm (7/16")
53N61-S	8	13mm (1/2")

Gas Lens Bodies



45V41	0.5mm (.020")
45V42	1.0mm (.040")
45V43	1.6mm (1/16")

Collets



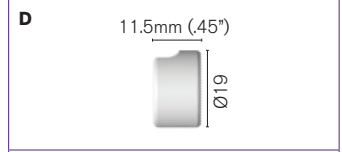
STOCK CODE	ELECTRODE SIZE
53N16	1.0mm (.040")
53N14	1.6mm (1/16")

Gas Lens Collet



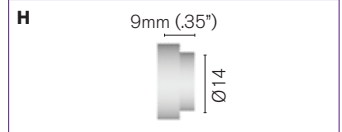
53N64	1.6mm (1/16")
-------	---------------

Cup Gasket



STOCK CODE	53N22
------------	-------

Gas Lens Insulator



STOCK CODE	53N66
------------	-------



WP25

WATER COOLED TIG TORCH

200A DC, 150A AC @ 100% Duty Cycle, EN60974-7, 0.5mm-3.2mm (.020"-1/8") Electrodes



STOCK CODE	DESCRIPTION
1 WP25W	Torch Body including Cup Gasket
2 950	Microswitch Bulbous
NI 950F	Micro Switch Flat
3 RDZ0591	Small Snap-On Boot
NI 607664	Rubber Boot
4 105Z55	Handle

Full Parts Breakdown Available
Visit www.parweld.com for more information.

HOW TO ORDER
See pages 237 for more information.
For alternative cable plugs and terminations see pages 185 -194.

Stubby Ceramic Cups



STOCK CODE	SIZE	BORE
13N08	4	6mm (1/4")
13N09	5	8mm (5/16")
13N10	6	10mm (3/8")
13N11	7	11mm (7/16")
13N12	8	13mm (1/2")
13N13	10	16mm (5/8")

Long Ceramic Cups



796F70	3L	5mm (3/16")
796F71	4L	6mm (1/4")
796F72	5L	8mm (5/16")
796F73	6L	10mm (3/8")

Extra Long Ceramic Cups




796F74	3XL	5mm (3/16")
--------	-----	-------------




796F75	4XL	6mm (1/4")
796F76	5XL	8mm (5/16")
796F77	6XL	10mm (3/8")

Collet Bodies




STOCK CODE	ELECTRODE SIZE
13N25	0.5mm (.020")
13N26	1.0mm (.040")
13N27	1.6mm (1/16")
13N27M	2.0mm (5/64")
13N28	2.4mm (3/32")
13N29	3.2mm (1/8")

Gas Lens Cups



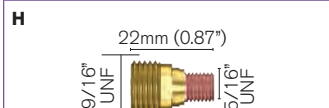
STOCK CODE	SIZE	BORE
53N58	4	6mm (1/4")
53N59	5	8mm (5/16")
53N60	6	10mm (3/8")
53N61	7	11mm (7/16")
53N61-S	8	13mm (1/2")

Large Diameter Gas Lens Cups



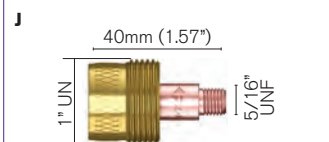
57N75	6	10mm (3/8")
57N74	8	13mm (1/2")
53N88	10	16mm (5/8")
53N87	12	19mm (3/4")

Gas Lens Bodies



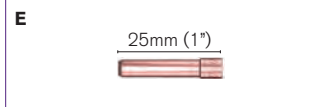
STOCK CODE	ELECTRODE SIZE
45V41	0.5mm (.020")
45V42	1.0mm (.040")
45V43	1.6mm (1/16")
45V43M	2.0mm (5/64")
45V44	2.4mm (3/32")
45V45	3.2mm (1/18")

Large Diameter Gas Lens Bodies




45V116S	1.6mm (1/16")
45V64S	2.4mm (3/32")

Collets



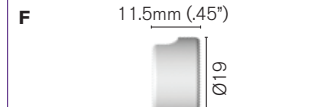
STOCK CODE	ELECTRODE SIZE
13N20	0.5mm (.020")
13N21	1.0mm (.040")
13N22	1.6mm (1/16")
13N22M	2.0mm (5/64")
13N23	2.4mm (3/32")
13N24	3.2mm (1/8")

Large Diameter Collets



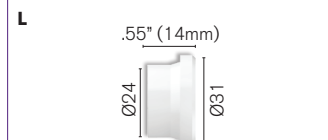
13N22L	1.6mm (1/16")
13N23L	2.4mm (3/32")

Cup Gasket



STOCK CODE
53N22

Large Diameter Gas Lens Insulator




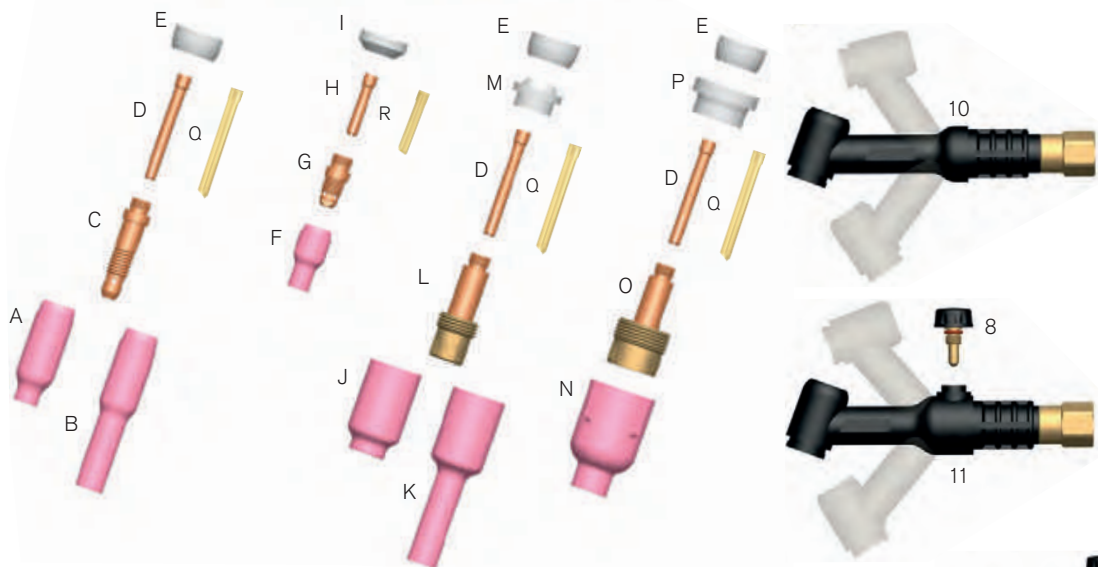
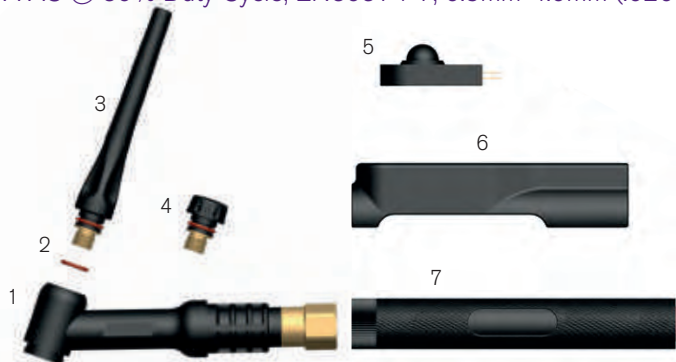
54N63-20



WP26

AIR COOLED TIG TORCH

200A DC, 150A AC @ 60% Duty Cycle, EN60974-7, 0.5mm-4.0mm (.020"-5/32") Electrodes



STOCK CODE	DESCRIPTION
1 WP26	Torch Body including Cup Gasket
2 98W18	Back Cap 'O' Ring
3 57Y02	Back Cap Long 112mm (4.41")
4 57Y04	Back Cap Short 24mm (.04")
5 950	Microswitch Bulbous
NI 950F	Micro Switch Flat
6 RDZ0590	Large Snap-On Boot
NI 607663	Rubber Boot
7 10N15	Handle

STOCK CODE	DESCRIPTION
8 VS-1	Valve Stem
9 WP26V	Torch Body Valve
10 WP26FX	Torch Body Flexible
11 WP26VFX	Torch Body Flexi Valve

Full Parts Breakdown Available
Visit www.parweld.com for more information.


HOW TO ORDER
See pages 237 for more information.
For alternative cable plugs and terminations see pages 185 -194.

Ceramic Cups



STOCK CODE	SIZE	BORE
10N50	4	6mm (1/4")
10N49	5	8mm (5/16")
10N48	6	10mm (3/8")
10N47	7	11mm (7/16")
10N46	8	13mm (1/2")
10N45	10	16mm (5/8")
10N44	12	19mm (3/4")

Long Ceramic Cups




10N49L	5L	8mm (5/16")
10N48L	6L	10mm (3/8")
10N47L	7L	11mm (7/16")

Stubby Ceramic Cups




13N08	4	6mm (1/4")
13N09	5	8mm (5/16")
13N10	6	10mm (3/8")
13N11	7	11mm (7/16")
13N12	8	13mm (1/2")
13N13	10	16mm (5/8")

Collet Bodies




STOCK CODE	ELECTRODE SIZE
10N29	0.5mm (.020")
10N30	1.0mm (.040")
10N31	1.6mm (1/16")
10N31M	2.0mm (5/64")
10N32	2.4mm (3/32")
10N28	3.2mm (1/8")
406488	4.0mm (5/32")

Stubby Collet Body



17CB20	0.5-3.2mm (.020-1/8")
--------	-----------------------

Gas Lens Cups



STOCK CODE	SIZE	BORE
54N18	4	6mm (1/4")
54N17	5	8mm (5/16")
54N16	6	10mm (3/8")
54N15	7	11mm (7/16")
54N14	8	13mm (1/2")
54N19	11	18mm (11/16")

Long Gas Lens Cups



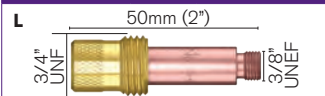
54N17L	5L	8mm (5/16")
54N16L	6L	10mm (3/8")
54N15L	7L	11mm (7/16")

Large Diameter Gas Lens Cups



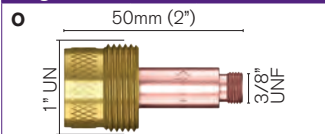
57N75	6	10mm (3/8")
57N74	8	13mm (1/2")
53N88	10	16mm (5/8")
53N87	12	19mm (3/4")

Gas Lens Bodies



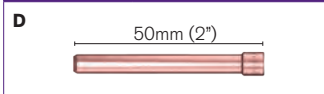
STOCK CODE	ELECTRODE SIZE
45V29	0.5mm (.020")
45V24	1.0mm (.040")
45V25	1.6mm (1/16")
45V25M	2.0mm (5/64")
45V26	2.4mm (3/32")
45V27	3.2mm (1/8")
45V28	4.0mm (5/32")

Large Diameter Gas Lens Bodies



45V116	1.6mm (1/16")
45V64	2.4mm (3/32")
995795	3.2mm (1/8")

Collets



STOCK CODE	ELECTRODE SIZE
10N21	0.5mm (.020")
10N22	1.0mm (.040")
10N23	1.6mm (1/16")
10N23M	2.0mm (5/64")
10N24	2.4mm (3/32")
10N25	3.2mm (1/8")
54N20	4.0mm (5/32")

Stubby Collets



10N21S	0.5mm (.020")
10N22S	1.0mm (.040")
10N23S	1.6mm (1/16")
10N24S	2.4mm (3/32")
10N25S	3.2mm (1/8")

NEW Wedge Collets



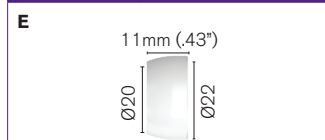
10N22W	1.0mm (.040")
10N23W	1.6mm (1/16")
10N24W	2.4mm (3/32")
10N25W	3.2mm (1/8")

NEW Stubby Wedge Collets



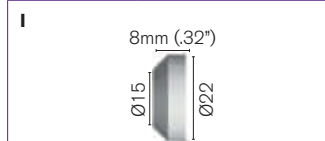
10N22SW	1.0mm (.040")
10N23SW	1.6mm (1/16")
10N24SW	2.4mm (3/32")
10N25SW	3.2mm (1/8")

Cup Gasket



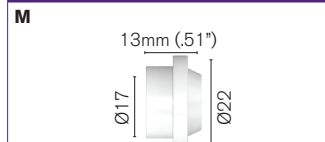
STOCK CODE
18CG

Stubby Cup Gasket



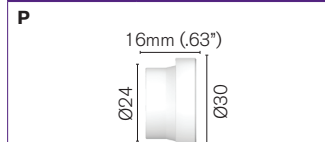
18CG20

Gas Lens Insulator



54N01	Use with 18CG
-------	---------------

Large Gas Lens Insulator



54N63	Use with 18CG
-------	---------------

NEW GAS SAVER RANGE
See pages 180 for more information.

UPGRADE TO PRO-GRIP MAX®
See pages 182 for more information.



WP20

WATER COOLED TIG TORCH

250A DC, 190A AC @ 100% Duty Cycle, EN60974-7, 0.5mm-3.2mm (.020"-1/8") Electrodes




STOCK CODE	DESCRIPTION
1 WP20	Torch Body including Cup Gasket
2 98W77	Back Cap 'O' Ring
3 41V24	Back Cap Long 145mm (5.71")
4 41V35	Back Cap Medium 48mm (1.9")
5 41V33	Back Cap Short 19mm (.75")
6 950	Microswitch Bulbous
NI 950F	Micro Switch Flat
7 RDZ0591	Small Snap-On Boot

STOCK CODE	DESCRIPTION
NI 607664	Rubber Boot
8 105Z55	Handle
9 WP20FX	Torch Body Flexible
10 WP20P	Torch Body Pencil

Full Parts Breakdown Available
Visit www.parweld.com for more information.

HOW TO ORDER
See pages 237 for more information.
For alternative cable plugs and terminations see pages 185 -194.

Stubby Ceramic Cups



STOCK CODE	SIZE	BORE
13N08	4	6mm (1/4")
13N09	5	8mm (5/16")
13N10	6	10mm (3/8")
13N11	7	11mm (7/16")
13N12	8	13mm (1/2")
13N13	10	16mm (5/8")

Long Ceramic Cups



796F70	3L	5mm (3/16")
796F71	4L	6mm (1/4")
796F72	5L	8mm (5/16")
796F73	6L	10mm (3/8")

Extra Long Ceramic Cups



796F74	3XL	5mm (3/16")
--------	-----	-------------



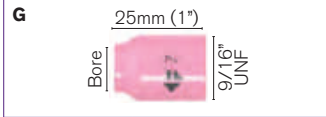
796F75	4XL	6mm (1/4")
796F76	5XL	8mm (5/16")
796F77	6XL	10mm (3/8")

Collet Bodies



STOCK CODE	ELECTRODE SIZE
13N25	0.5mm (.020")
13N26	1.0mm (.040")
13N27	1.6mm (1/16")
13N27M	2.0mm (5/64")
13N28	2.4mm (3/32")
13N29	3.2mm (1/8")

Gas Lens Cups



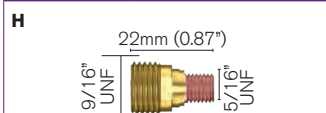
STOCK CODE	SIZE	BORE
53N58	4	6mm (1/4")
53N59	5	8mm (5/16")
53N60	6	10mm (3/8")
53N61	7	11mm (7/16")
53N61-S	8	13mm (1/2")

Large Diameter Gas Lens Cups



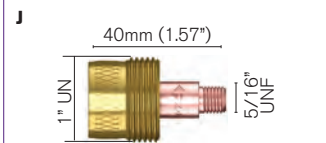
57N75	6	10mm (3/8")
57N74	8	13mm (1/2")
53N88	10	16mm (5/8")
53N87	12	19mm (3/4")

Gas Lens Bodies



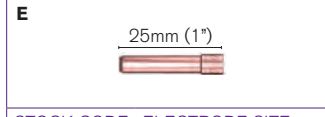
STOCK CODE	ELECTRODE SIZE
45V41	0.5mm (.020")
45V42	1.0mm (.040")
45V43	1.6mm (1/16")
45V43M	2.0mm (5/64")
45V44	2.4mm (3/32")
45V45	3.2mm (1/18")

Large Diameter Gas Lens Bodies




45V116S	1.6mm (1/16")
45V64S	2.4mm (3/32")

Collets



STOCK CODE	ELECTRODE SIZE
13N20	0.5mm (.020")
13N21	1.0mm (.040")
13N22	1.6mm (1/16")
13N22M	2.0mm (5/64")
13N23	2.4mm (3/32")
13N24	3.2mm (1/8")

Large Diameter Collets



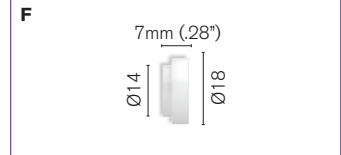
13N22L	1.6mm (1/16")
13N23L	2.4mm (3/32")
13N24L	3.2mm (1/8")

NEW Wedge Collets



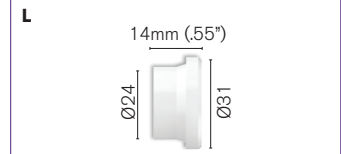
13N21W	1.0mm (.040")
13N22W	1.6mm (1/16")
13N23W	2.4mm (3/32")
13N24W	3.2mm (1/8")

Cup Gasket



STOCK CODE
598882

Large Diameter Gas Lens Insulator



54N63-20

NEW - GAS SAVER RANGE
See pages 180 for more information.

UPGRADE TO PRO-GRIP MAX®
See pages 182 for more information.



WP18

WATER COOLED TIG TORCH

350A DC, 260A AC @ 100% Duty Cycle, EN60974-7, 0.5mm-4.0mm (.020"-5/32") Electrodes



STOCK CODE	DESCRIPTION
1 WP18	Torch Body including Cup Gasket
2 98W18	Back Cap 'O' Ring
3 57Y02	Back Cap Long 112mm (4.41")
4 57Y04	Back Cap Short 24mm (.04")
5 950	Microswitch Bulbous
NI 950F	Micro Switch Flat
6 RDZ0590	Large Snap-On Boot

STOCK CODE	DESCRIPTION
7 10N15	Handle
8 WP18FX	Torch Body Flexible
9 WP18SP	Torch Body Pencil

Full Parts Breakdown Available
Visit www.parweld.com for more information.

HOW TO ORDER
See pages 237 for more information.
For alternative cable plugs and terminations see pages 185 -194.

Ceramic Cups



STOCK CODE	SIZE	BORE
10N50	4	6mm (1/4")
10N49	5	8mm (5/16")
10N48	6	10mm (3/8")
10N47	7	11mm (7/16")
10N46	8	13mm (1/2")
10N45	10	16mm (5/8")
10N44	12	19mm (3/4")

Long Ceramic Cups




STOCK CODE	SIZE	BORE
10N49L	5L	8mm (5/16")
10N48L	6L	10mm (3/8")
10N47L	7L	11mm (7/16")

Stubby Ceramic Cups




STOCK CODE	SIZE	BORE
13N08	4	6mm (1/4")
13N09	5	8mm (5/16")
13N10	6	10mm (3/8")
13N11	7	11mm (7/16")
13N12	8	13mm (1/2")
13N13	10	16mm (5/8")

Collet Bodies




STOCK CODE	ELECTRODE SIZE
10N29	0.5mm (.020")
10N30	1.0mm (.040")
10N31	1.6mm (1/16")
10N31M	2.0mm (5/64")
10N32	2.4mm (3/32")
10N28	3.2mm (1/8")
406488	4.0mm (5/32")

Stubby Collet Body



17CB20	0.5-3.2mm (.020-1/8")
--------	-----------------------

Gas Lens Cups




STOCK CODE	SIZE	BORE
54N18	4	6mm (1/4")
54N17	5	8mm (5/16")
54N16	6	10mm (3/8")
54N15	7	11mm (7/16")
54N14	8	13mm (1/2")
54N19	11	18mm (11/16")

Long Gas Lens Cups




54N17L	5L	8mm (5/16")
54N16L	6L	10mm (3/8")
54N15L	7L	11mm (7/16")

Large Diameter Gas Lens Cups



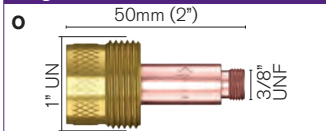
57N75	6	10mm (3/8")
57N74	8	13mm (1/2")
53N88	10	16mm (5/8")
53N87	12	19mm (3/4")

Gas Lens Bodies



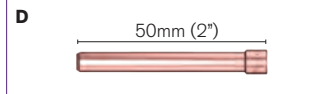
STOCK CODE	ELECTRODE SIZE
45V29	0.5mm (.020")
45V24	1.0mm (.040")
45V25	1.6mm (1/16")
45V25M	2.0mm (5/64")
45V26	2.4mm (3/32")
45V27	3.2mm (1/8")
45V28	4.0mm (5/32")

Large Diameter Gas Lens Bodies



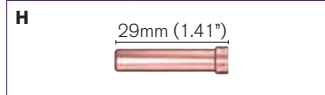
45V116	1.6mm (1/16")
45V64	2.4mm (3/32")
995795	3.2mm (1/8")

Collets




STOCK CODE	ELECTRODE SIZE
10N21	0.5mm (.020")
10N22	1.0mm (.040")
10N23	1.6mm (1/16")
10N23M	2.0mm (5/64")
10N24	2.4mm (3/32")
10N25	3.2mm (1/8")
54N20	4.0mm (5/32")

Stubby Collets



10N21S	0.5mm (.020")
10N22S	1.0mm (.040")
10N23S	1.6mm (1/16")
10N24S	2.4mm (3/32")
10N25S	3.2mm (1/8")

NEW Wedge Collets



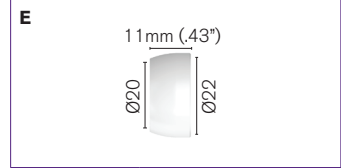
10N22W	1.0mm (.040")
10N23W	1.6mm (1/16")
10N24W	2.4mm (3/32")
10N25W	3.2mm (1/8")

NEW Stubby Wedge Collets




10N22SW	1.0mm (.040")
10N23SW	1.6mm (1/16")
10N24SW	2.4mm (3/32")
10N25SW	3.2mm (1/8")

Cup Gasket



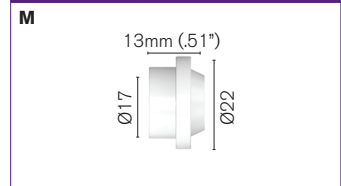
STOCK CODE
18CG

Stubby Cup Gasket




18CG20

Gas Lens Insulator



54N01	Use with 18CG
-------	---------------

Large Gas Lens Insulator



54N63	Use with 18CG
-------	---------------

NEW - GAS SAVER RANGE
See pages 180 for more information.

UPGRADE TO PRO-GRIP MAX®
See pages 182 for more information.



WP18SC

WATER COOLED TIG TORCH

400A DC, 300A AC @ 100% Duty Cycle, EN60974-7, 0.5mm-4.8mm (.020"-3/16") Electrodes



STOCK CODE	DESCRIPTION
1 WP18SC	Torch Body including Nozzle Gasket
2 98W18	Back Cap 'O' Ring
3 57Y02	Back Cap Long 112mm (4.41")
4 57Y04	Back Cap Short 24mm (.04")
5 950	Microswitch Bulbous

STOCK CODE	DESCRIPTION
6 RDZ0590	Large Snap-On Boot
7 10N15	Handle

Full Parts Breakdown Available
Visit www.parweld.com for more information.

HOW TO ORDER
See pages 237 for more information.
For alternative cable plugs and terminations see pages 185 -194.

Gas Lens Cups




STOCK CODE	SIZE	BORE
54N18	4	6mm (1/4")
54N17	5	8mm (5/16")
54N16	6	10mm (3/8")
54N15	7	11mm (7/16")
54N14	8	13mm (1/2")
54N19	11	18mm (11/16")

Long Gas Lens Cups



54N17L	5L	8mm (5/16")
54N16L	6L	10mm (3/8")
54N15L	7L	11mm (7/16")

Gas Lens Bodies



STOCK CODE	ELECTRODE SIZE
18GL16	1.6mm (1/16")
18GL32	2.4mm (3/32")
18GL18	3.2mm (1/8")
18GL53	4.0mm (5/32")
18GL36	4.8mm (3/16")

Nose Collet Body



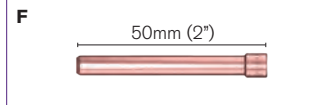
STOCK CODE	ELECTRODE SIZE
NCB-53	3.4mm

Large Diameter Gas Lens Bodies




NCB-36	5mm
--------	-----

Collets




STOCK CODE	ELECTRODE SIZE
10N21	0.5mm (.020")
10N22	1.0mm (.040")
10N23	1.6mm (1/16")
10N23M	2.0mm (5/64")
10N24	2.4mm (3/32")
10N25	3.2mm (1/8")
54N20	4.0mm (5/32")

Heavy Duty Collets



10N25HD	3.2mm (1/8")
54N20HD	4.0mm (5/32")
18C36	4.8mm (3/16")

Cup Gasket



STOCK CODE
18NG


UPGRADE TO PRO-GRIP MAX®
See pages 182 for more information.



TW 450

WATER COOLED TIG TORCH

450A DC, 340 AC @ 100% duty cycle, EN60974 -7, 1.2mm-6.4mm (.045"-1/4") Electrodes



STOCK CODE	DESCRIPTION
1402225	Torch x 4m c/w PVC Cable & Switch
1402226	Torch x 8m c/w PVC Cable & Switch
1402225C	Torch x 4m c/w PVC Cable, SSW
1402226C	Torch x 8m c/w PVC Cable, SSW
1415026	Torch x 4m c/w Overbraid Cable, SSW
1415027	Torch x 8m c/w Overbraid Cable, SSW

STOCK CODE	DESCRIPTION
1 889692	O' Ring Pack
2 609041	Torch Body
3 607756*	Long Back Cap
4 607758	Back Cap
5 950	Microswitch Bulbous
6 RDZ0590	Large Snap-On Boot

Full Parts Breakdown Available
Visit www.parweld.com for more
information.



Standard Alumina Cups

A

STOCK CODE	DIAMETER	BORE
889688	14mm (9/16")	10mm (3/8")
889689*	17mm (11/16")	13mm (1/2")
889690	22mm (7/8")	15mm (5/8")

Collet Bodies

B

STOCK CODE	BORE
606090*	1.2mm-6.4mm (3/64"-1/4")

Collets

C

STOCK CODE	BORE
889796	1.2mm (3/64")
889797	1.6mm (1/16")
889683	2.4mm (3/32")
889684*	3.2mm (1/8")
889685	4.0mm (5/32")
889686	4.8mm (3/16")
889687	6.4mm (1/4")

Standard Alumina Cups

B

STOCK CODE	DIAMETER	BORE
889699	14mm (9/16")	10mm (3/8")
889700	17mm (11/16")	13mm (1/2")
889701	20mm (25/32")	15mm (5/8")

Gas Lens Collet Bodies

D

STOCK CODE	BORE
606194	6.5mm (1/4")
0314300	6.5mm (1/4")

* Denotes standard build



HCAR

AIR COOLED TIG SITE CONSTRUCTION TORCH

200A DC, 150 AC @ 60% duty cycle, EN60974 -7, 1.6mm-3.2mm (1/16"-1/8") Electrodes

NEW



Ideal for boiler repair and pipe welding.

Head extends up to 118mm from handle.

Can be bent once to custom shape by user.

Full Parts Breakdown Available
Visit www.parweld.com for more information.

STOCK CODE	DESCRIPTION
PW0020042	HCAR Construction Torch x 4m

STOCK CODE	DESCRIPTION
1 TSC0097	Torch Body
2 TSC0094	Short Back Cap
3 950	Microswitch Bulbous
4 RDZ0590	Large Strap On Boot
5 608811	Handle Large Threaded, Black
6 609123RM	Neoprene Sheathe x 4m

Ceramic Cup	
A	
STOCK CODE	BORE
TSC0065	TSC0065

Standard Collet	
B	
STOCK CODE	BORE
T08200100	2.4mm (3/32")

EXTENSION CABLES/SWITCHES

MOMENTARY SWITCH



STOCK CODE	DESCRIPTION
1 950	Microswitch Bulbous
2 950F	Microswitch Flat
NI 950F-40	Flat Switch & Leads x 4m
950F-80	Flat Switch & Leads x 8m
3 950-40	Bulbous Switch & Leads x 4m
950-80	Bulbous Switch & Leads x 8m
950-40S	Bulbous Switch c/w Screened Cable x 4m
950-80S	Bulbous Switch c/w Screened Cable x 8m

LEVER TYPE MOMENTARY SWITCH



STOCK CODE	DESCRIPTION
1 952	TIG Switch Lever Type
2 952-40	Switch & Leads x 4m
952-80	Switch & Leads x 8m

NYLON ZIPPER COVERS



STOCK CODE	DESCRIPTION
3" WIDTH	
WC-3-10	Nylon Zipper Cover 3m (10ft)
WC-3-12	Nylon Zipper Cover 3.6m (12ft)
WC-3-22	Nylon Zipper Cover 6.7m (22ft)
WC-3-25	Nylon Zipper Cover 7.6m (25ft)
4" WIDTH	
WC-4-12	Nylon Zipper Cover 3.6m (12ft)
WC-4-25	Nylon Zipper Cover 7.6m (25ft)

NEW LEATHER ZIPPER COVERS



STOCK CODE	DESCRIPTION
3" WIDTH	
WL-3-10	Leather Zipper Cover 3m (10ft)
WL-3-12	Leather Zipper Cover 3.6m (12ft)
WL-3-22	Leather Zipper Cover 6.7m (22ft)
WL-3-25	Leather Zipper Cover 7.6m (25ft)
4" WIDTH	
WL-4-12	Leather Zipper Cover 3.6m (12ft)
WL-4-25	Leather Zipper Cover 7.6m (25ft)

AIR COOLED EXTENSION CABLES



STOCK CODE	DESCRIPTION
600602	Complete A/C Extension Kit 25ft 200A

WATER COOLED EXTENSION CABLES



STOCK CODE	DESCRIPTION
600601	Complete W/C Extension Kit 25ft 350A

SNAP ON WATER CONNECTORS

SNAP ON WATER CONNECTOR SMALL TAIL



STOCK CODE
B5034


SNAP ON WATER CONNECTOR LARGE TAIL




STOCK CODE
801223




CABLE ADAPTORS




STOCK CODE	DESCRIPTION
608382	Adaptor 1/4" BSP Male x 3/8" BSP Female




STOCK CODE	DESCRIPTION
608608	Adaptor 3/8" BSP Male x 7/8" UNF RH Male



STOCK CODE	DESCRIPTION
608609	Adaptor 3/8" BSP Male x 7/8" UNF LH Male




STOCK CODE	DESCRIPTION
608538	Adaptor 3/8" BSP Male x 1/4" BSP Female




STOCK CODE	DESCRIPTION
0315070	Equal Coupler 3/8" BSP Male



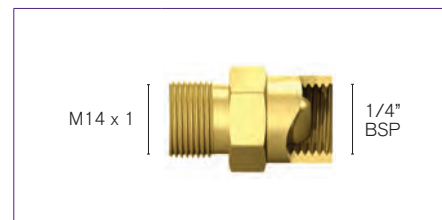
STOCK CODE	DESCRIPTION
608605	Adaptor 3/8" BSP Male x 5/8" UNF RH Male




STOCK CODE	DESCRIPTION
608606	3/8" BSP Male x 5/8" UNF LH Male



STOCK CODE	DESCRIPTION
608618	Adaptor 3/8" BSP Male x Quick Fit Gas (Migatronic®)



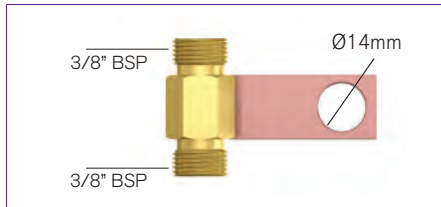
STOCK CODE	DESCRIPTION
608615	Adaptor M14 x 1" Male x 1/4" BSP Female



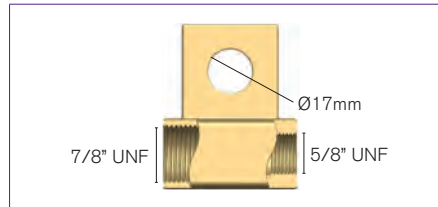
STOCK CODE	DESCRIPTION
608619	Adaptor 3/8" BSP Male x Quick Fit Water

Migatronic® trademarks is the property of their respective owner, and usage is for reference only. These products are not endorsed by the original manufacturer.

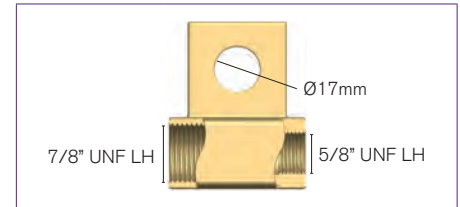
POWER ADAPTORS



STOCK CODE	DESCRIPTION
0315012	Lug Power Adaptor 3/8" BSP Male



STOCK CODE	DESCRIPTION
45V62	Lug Power Adaptor 7/8" UNF RH Male to 5/8" UNF RH Female



STOCK CODE	DESCRIPTION
45V11	Lug Power Adaptor 7/8" UNF LH Male to 5/8" UNF LH Female



STOCK CODE	1
D1625-1-1	3/8" BSP
D1625-1-4	1/4" BSP



STOCK CODE	1
D3595-1-1	3/8" BSP
D3595-1-3	5/8" UNF RH
D3595-1-4	1/4" BSP
D3595-1-5	M12
D3595-1-6	5/8" UNF LH Male
D3595-1-8	1/8" BSP
D3595-1-9	9/16" UNF RH
D3595-1-QF	Quick Fit
D3595-1-L	Lincoln® QF

PARWELD PLASMA


A close-up photograph of a welder's hands in white protective gloves operating a blue and black plasma torch. The torch is cutting through a thick, orange-brown metal plate. A bright, intense light emanates from the cutting point, and a dense shower of bright orange and yellow sparks falls from the bottom of the cut. The background is dark and out of focus.

Designed with perfect balance and endless comfort, the Parweld Plasma range utilises our Pro-Grip® handle style.

The contoured ergonomic handle allows a relaxed hold, while the low cable exit improves control. The precisely angled design offers a neutral wrist position for ultimate comfort.

CEBORA® PROF 35HF/50

50A @ 60% Duty Cycle, EN60974-7



TORCH MODEL			
STOCK CODE	REFERENCE	DESCRIPTION	TERMINATION
XTPR50-6-18	C1526	Torch x 6m Composite Cable	1/8" BSP
XTPR50-6-CC	C1574	Torch x 6m Coaxial Cable	Central Connector

TECHNICAL DATA			
Voltage Class	M	Air Pressure	5 Bar
Standard Length	6m	Duty Cycle 60%	50A
Air Consumption	120 l/min	Start Method	HF Ignition – Pilot Arc

CONSUMABLES		
STOCK CODE	DESCRIPTION	
1 P5011	Shield Cup for Extended Tips	
2 5.710.121	Nozzle Retaining Cap	
3 C1305	Cutting Tip 1.0mm Conical	
4 C1304	Cutting Tip 1.0mm Flat	
5 C1370	Extended Tip 1.0mm Flat	
6 C1306	Extended Tip 1.0mm Conical	

CONSUMABLES		
STOCK CODE	DESCRIPTION	
7 C1510	Swirl Ring	
8 C1518	Extended Electrode Hafnium	
9 C1521	Electrode Hafnium	
10 PWC1352	Torch Head	
11 PWC1356	Handle c/w Trigger	


ALTERNATIVE PIN CONFIGURATIONS AVAILABLE
See pages 285 for more information.

Cebora® trademarks is the property of their respective owner, and usage is for reference only. These products are not endorsed by the original manufacturer.



CEBORA® PROF 70

70A @ 60% Duty Cycle, EN60974-7



ALTERNATIVE PIN CONFIGURATIONS AVAILABLE
See pages 285 for more information.

TORCH MODEL

STOCK CODE	REFERENCE	DESCRIPTION	TERMINATION
XTPR70-6-18	C1564	Torch x 6m Composite Cable	1/8" BSP
XTPR70-6-CC	C1573.20	Torch x 6m Coaxial Cable	Central Connector

TECHNICAL DATA

Voltage Class	M	Air Pressure	5 Bar
Standard Length	6m	Duty Cycle 60%	70A
Air Consumption	120 l/min	Start Method	HF Ignition – Pilot Arc

CONSUMABLES

STOCK CODE	DESCRIPTION
1 C1394	Spacer Spring
2 5.710.171	Nozzle Retaining Cap
3 C1395	Extended Cutting Tip 1.0mm 50A
C1395/L	Extended Cutting Tip 1.2mm 70A
4 C1396	Cutting Tip Long Life 1.0mm 50A
C1308	Cutting Tip Long Life 1.2mm 70A
5 C1305	Cutting Tip 1.0mm Conical
6 C1510	Swirl Ring


CONSUMABLES

STOCK CODE	DESCRIPTION
7 C1403	Extended Electrode
8 C1402	Electrode
9 3.065.204	Diffuser
10 PWC1351	Torch Head c/w Diffuser
11 C3160067	O' Ring-Torch Head
12 PWC1356	Handle c/w Trigger

Cebora® trademarks is the property of their respective owner, and usage is for reference only. These products are not endorsed by the original manufacturer.

CEBORA® CP90/91

90A @ 60% Duty Cycle, EN60974-7



TORCH MODEL

STOCK CODE	REFERENCE	DESCRIPTION	TERMINATION
XTCP90-6-18	C1215	Hand Torch x 6m Composite Cable	1/8" BSP
XTCP90-6-CC	C1214	Hand Torch x 6m Coaxial Cable	Central Connector
XTCP90-12-CC	C1214.20	Hand Torch x 12m Coaxial Cable	Central Connector
XTCP90M-6-CC	C1218	Machine Torch x 6m Coaxial Cable	Central Connector
XTCP90M-12-CC	C1218.20	Machine Torch x 12m Coaxial Cable	Central Connector

TECHNICAL DATA

Voltage Class	M	Air Pressure	5 Bar
Standard Length	6m	Duty Cycle 60%	90A
Air Consumption	160 l/min	Start Method	HF Ignition – Pilot Arc

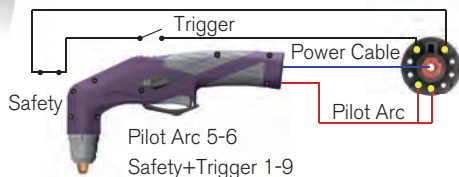
CONSUMABLES

STOCK CODE	DESCRIPTION
1 C1945SP	Shield c/w Spacer for Contact Cutting
2 C1901SP	Nozzle Retaining Cap
3 C1847SP	Cutting Tip 1.0mm 20-50A
C1848SP	Cutting Tip 1.2mm 50-70A
C1849SP	Cutting Tip 1.3mm 70-90A
4 C1510	Swirl Ring

CONSUMABLES

STOCK CODE	DESCRIPTION
5 C1368	Electrode Hafnium
6 C0109042	Diffuser
7 C3160067	O' Ring-Torch Head
8 PWC1358	Torch Head c/w Diffuser
9 PWC1356	Handle c/w Trigger
10 C3055623	Handle Machine Torch
11 C1348	Torch Head-Machine

PIN CONFIGURATION

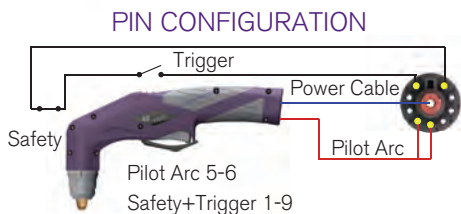


ALTERNATIVE PIN CONFIGURATIONS AVAILABLE
See pages 285 for more information.



CEBORA® PROF 90/120/150/160

150A @ 60% Duty Cycle, EN60974-7



ALTERNATIVE PIN CONFIGURATIONS AVAILABLE
See pages 285 for more information.

TORCH MODEL			
STOCK CODE	REFERENCE	DESCRIPTION	TERMINATION
XTPR90-6-18	C1571	Torch x 6m Composite Cable	1/8" BSP
XTPR90-6-CC	C1576	Torch x 6m Coaxial Cable	Central Connector

TECHNICAL DATA			
Voltage Class	M	Air Pressure	5 Bar
Standard Length	6m	Duty Cycle 60%	150A
Air Consumption	220 l/min	Start Method	HF Ignition – Pilot Arc

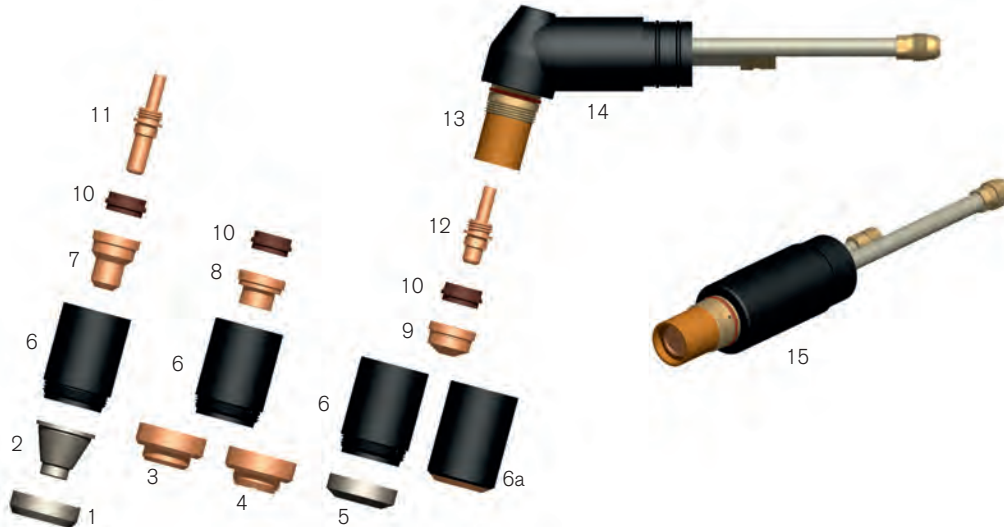
CONSUMABLES		
1	C1406	Gouging Spacer
2	C1386	Stand Off Spring
3	C1408	Double Pointed Spacer
4	C1409	Crown Spacer
5	C1389	Nozzle Retaining Cap
6	C1371	Cutting Tip 1.1mm-20-50A
	C1372	Cutting Tip 1.3mm-40-90A
	C1373	Cutting Tip 1.6mm-80-120A
	C1374	Cutting Tip 1.8mm-110-150A
	C1375	Gouging Tip 3.0mm
7	C1377	Swirl Ring Vespel
8	C1376	Electrode Hafnium

CONSUMABLES		
9	C1378	Diffuser
10	C1398	O' Ring-Torch Head
11	PWC1353	Torch Head c/w C1378 Diffuser
12	PWC910	Handle c/w Trigger
13	C3055623	Handle-Machine Torch
14	C1354	Torch Head-Machine
15	C1369	Long Cutting Tip
16	C1517	Long Electrode Hafnium
17	C1018	Long Diffuser for C1517
18	C1390	Flat Cutting Tip 1.3mm 40 90A
	C1391	Flat Cutting Tip 1.6mm 80 120A
	C1392	Flat Cutting Tip 1.8mm 110 150A



HYPERTHERM® CONSUMABLES

MAX 70/ MAX 80/ MAX 100 (PAC 130)



NEW

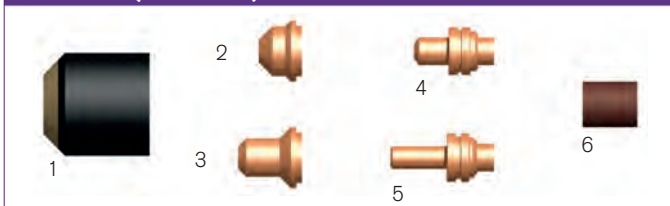
STOCK CODE	DESCRIPTION
1 H8003	Locking Nut
2 H8002	Spacer Contact Cutting-Extended Tip
3 020334	Shield Cup-Machine Torch
4 020335	Spacer Contact Cutting-Hand Torch
5 020333	Deflector
6 020336	Contact Nozzle Retaining Cap
6a 020184	Extended Tip Retaining Cap
7 H8001	Extended Cutting Tip 1.0mm 40A
020563	Extended Cutting Tip 1.4mm 70-80A
8 020396	Contact Cutting Tip 1.0mm 40A

STOCK CODE	DESCRIPTION
020397	Contact Cutting Tip 1.3mm 70-80A
9 020203	Cutting Tip 1.0mm 40A
020345	Cutting Tip 1.3mm 70-80A
020195	Cutting Tip 1.5mm 100A
10 020194	Swirl Ring
11 020564	Extended Electrode
12 120433	Electrode Air-Long Life
13 P1501	Front Insulator
14 020189	Torch Head-Hand
15 020201	Torch Head-Machine



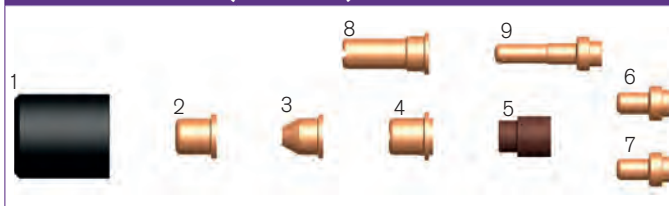
HYPERTHERM® CONSUMABLES

MAX 20 (PAC110)



STOCK CODE	DESCRIPTION
1 020218	Retaining Cap
2 020219	Cutting Tip
020299	Cutting Tip
3 020381	Long Cutting Tip 20A
4 020220	Electrode Hafnium
5 020382	Long Electrode Hafnium
6 020239	Swirl Ring

MAX 40/ HT40 (PAC140)



STOCK CODE	DESCRIPTION
1 020104	Nozzle Refraining Cap
2 020102	Flat Machine Torch Cutting Tip
3 020131	Cutting Tip Pipe
4 020115	Cutting Tip Flat
5 020101	Swirl Ring
6 020103	Electrode Hafnium Air
7 020167	Electrode Nitrogen
8 020466	Cutting Tip Long
9 020467	Long Electrode Hafnium

MAX 40CS/MAX 42/MAX 43 (PAC121TS/ PAC125T)

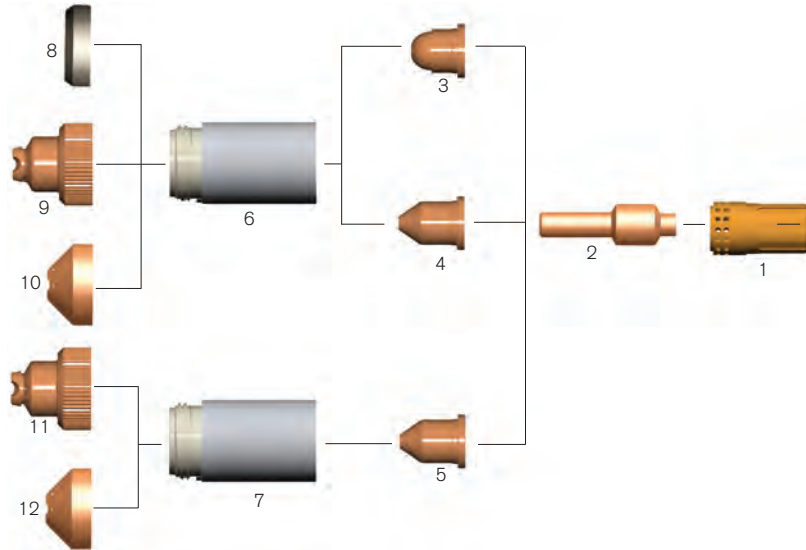


STOCK CODE	DESCRIPTION
1 020930	Retaining Cap
2 020539	Gouging Tip
3 020542	Pipe Tip
4 020350	Cutting Tip 1.0mm
5 020546	Extended Tip 1.0mm
6 120573	Electrode Hafnium
7 120574	Long Electrode Hafnium
8 020361	Swirl Ring



HYPERTHERM® CONSUMABLES

POWERMAX 45, 85, 105



STOCK CODE	DESCRIPTION
1 220857	Swirl Ring
2 220842	Electrode
3 220930	Tip 45 Precision Cut
4 22024ITD	Tip 45A
220819TD	Tip 65A
220816TD	Tip 85A
5 220890TD	Tip 105A
6 220854/85	Retaining Cap 45/85A
7 220854/85	Retaining Cap 105A
8 220955	Deflector
9 51927G	Heat Shield 45/85A
10 51927G	Gouging Heat Shield
11 220982TD	Heat Shield 105A
12 51927G	Gouging Heat Shield



HYPERTHERM® CONSUMABLES

MAX 100D (PAC160)



STOCK CODE	DESCRIPTION
1 020705	Cutting Tip 100A
2 020706	Swirl Ring
3 120433	Electrode Air
020193	Electrode Nitrogen

MAX 200/HT2000



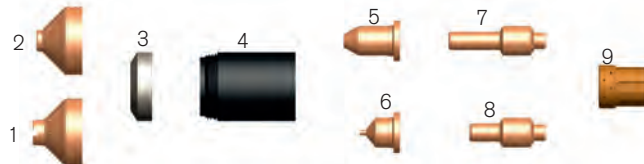
STOCK CODE	DESCRIPTION
1 020448	Shield Cap-Air, N ₂ , Ar/H-100A
020424	Shield Cap -Air, N ₂ , Ar/H, O ₂ -200A
2 020423	Retaining Cap
3 020608	Nozzle Air, N ₂ , Ar/H 2.2mm 200A
020605	Nozzle O ₂ 2.1mm 200A
020690	Nozzle O ₂ 1.4mm 100A (HT2000)
020616	Nozzle Gouging Air 200A
4 020615	Nozzle O ₂ 1.4mm 100A
020611	Nozzle Air, N ₂ , Ar/H 1.5mm 100A
5 020689	Nozzle Air 1.0mm 40A
6 120547	Electrode O ₂ , Air 200A
120667	Electrode O ₂ , Air 100A
020415	Electrode Ar/H 200A

HT2000



STOCK CODE	DESCRIPTION
1 220239	Shield Cap O ₂ 200A
2 220238	Retaining Cap O ₂ 200A
3 220237	Nozzle O ₂ 200A
4 220235	Electrode O ₂ 200A

POWERMAX 600 (PAC123T)



STOCK CODE	DESCRIPTION
1 120828	Shield (Hand Torch) Use with 120600
2 120827	Shield (Machine Torch) Use with 120600
3 120303	Deflector, Use with 120600
4 120600	Retaining Cap
5 120606	Extended Tip 35A
6 120826	Tip 40A
7 120574	Extended Electrode
8 120573	Electrode
9 120576	Swirl Ring

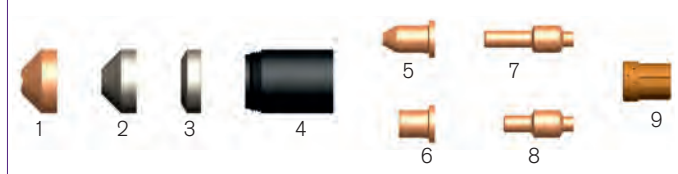
HYPERTHERM® CONSUMABLES

POWERMAX 800 (PAC 121TS/ 125T)



STOCK CODE	DESCRIPTION
1 PM802	Spacer Spring
2 PM801	Spring (Holder Protection Nut) Use with 120301
3 120283	Shield (Hand Torch) Use with 120301
4 120326	Shield, Machine Torch
5 120301	Retaining Cap
6 020930	Nozzle Retaining Cap
7 120304	Extended Tip
8 120305	Tip Pipe Saddle
9 020395	Tip 1.1mm
10 120438	Tip 40A
120282	Tip 50A
11 120574	Long Electrode Hafnium
12 120573	Electrode
13 020361	Swirl Ring

POWERMAX 900 (PAC 125T)



STOCK CODE	DESCRIPTION
1 120303	Deflector, Use with 120600 & Extended Tip
2 120602	Shield (Machine Torch) Use with 120600
3 120601	Shield (Hand Torch) Use with 120600
4 120600	Retaining Cap
5 120606	Extended Cutting Tip 35A
120578	Extended Pipe Saddle Tip 55A
6 120577	Shielded Cutting Tip 55A
7 120574	Long Electrode Hafnium
8 120573	Electrode
9 120576	Swirl Ring

POWERMAX 1000/ POWERMAX 12500 (T60/T80)



STOCK CODE	DESCRIPTION
1 120930	Shield, Machine Torch
2 120929	Shield, Hand Torch 40-80A
3 120928	Retaining Cap 40-80A
4 120932	Cutting Tip 40A
120931	Cutting Tip 60A
120927	Cutting Tip 80A
5 120926	Electrode
6 120925	Swirl Ring 40-80A

POWERMAX 1650 (T100)



STOCK CODE	DESCRIPTION
1 220047	Shield, Machine Torch
2 220065	Shield, Hand Torch 100A
3 220048	Retaining Cap, 100A
4 220011	Cutting Tip, 100A
5 220037	Electrode, 100A
6 220051	Swirl Ring, 100A

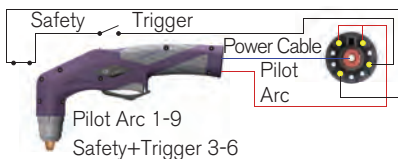


HYPERTHERM® HYP 45

70A @ 50% Duty Cycle, EN60974-7



PIN CONFIGURATION



ALTERNATIVE PIN CONFIGURATIONS AVAILABLE

See pages 285 for more information.

TORCH MODEL

STOCK CODE	DESCRIPTION	TERMINATION
XTHY45-6C-CC	Torch x 6m Coaxial Cable	Central Connector

TECHNICAL DATA

Voltage Class	M	Duty Cycle 50%	70A
Standard Length	6m	Start Method	Pneumatic Ignition
Air Consumption	185 l/min		
Air Pressure	5.0-5.5 Bar		

CONSUMABLES

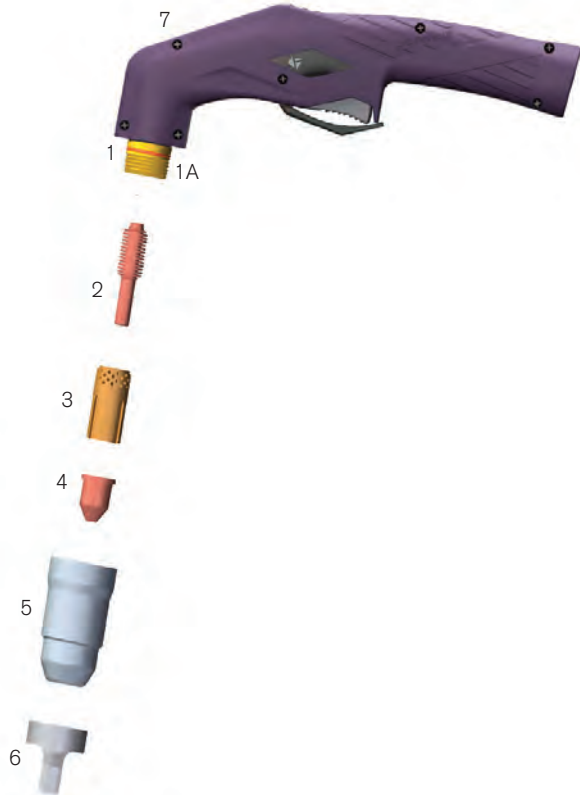
STOCK CODE	DESCRIPTION
1 220674	Hand Cutting Shield
2 P220713	Retaining Cap
3 220671	Cutting Tip 20 50A
4 220670	Swirl Ring
5 220669	Electrode
6 P228346	Torch Head
7 058503	O Ring
8 PWHY4011	Handle c/w Switch

Hypertherm® trademark is the property of its respective owner, and usage is for reference only. These products are not endorsed by the original manufacturer.



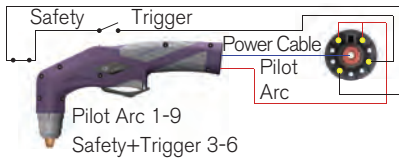
HYPERTHERM® HYP 120

120A @ 60% Duty Cycle, EN60974-7



NEW

PIN CONFIGURATION



ALTERNATIVE PIN CONFIGURATIONS AVAILABLE
See pages 285 for more information.

TORCH MODEL

STOCK CODE	DESCRIPTION	TERMINATION
XT4412-66-CC	Torch x 6m Coaxial Cable	Central Control

TECHNICAL DATA

Voltage Class	M	Duty Cycle 60%	120A
Standard Length	6M	Duty Cycle 100%	100A
Air Consumption	295 l/Min	Start Method	Pneumatic Ignition
Air Pressure	5 Bar		

CONSUMABLES

STOCK CODE	DESCRIPTION
1 03800	Torch Head
1A 02800.60	O Ring
2 52676	Electrode 80 120A
3 60044E	Swirl Ring
4 51408	Cutting Tip 100A

CONSUMABLES


STOCK CODE	DESCRIPTION
51408T	Cutting Tip 120A
5 60494	Retaining Cup 80 120A
6 60434	Double Spacer
7 PW09705	Handle c/w Trigger

Hypertherm® trademark is the property of its respective owner, and usage is for reference only. These products are not endorsed by the original manufacturer.



PANASONIC® CONSUMABLES

PANASONIC® (TKU08103)



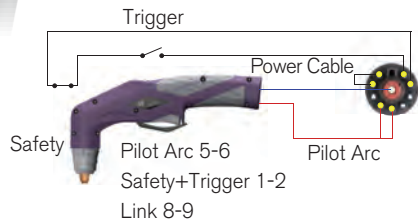
STOCK CODE	DESCRIPTION
1 TGN02004	Shield Cup
2 TET1130	Cutting Tip 1.3mm
TET01512	Cutting Tip 1.5mm
3 TET02033	Electrode Hafnium
4 TKU08103	Torch Head Hand

PARWELD XT4000

60A @ 60% Duty Cycle, EN60974-7



PIN CONFIGURATION



ALTERNATIVE PIN CONFIGURATIONS AVAILABLE

See pages 285 for more information.

TORCH MODEL

STOCK CODE	REFERENCE	DESCRIPTION	TERMINATION
XTP40-6-CC	XT4000	Parweld 60A Plasma Cutting Torch x 6m Coaxial Cable	Central Connector
XTP40M-6-CC	XT4000	Parweld 60A Machine Cutting Torch	Central Connector
XTP40-6-M4	XT4000	Parweld 60A Plasma Cutting Torch x 6m Composite Cable	M14
XTP40-6-SP	XT4000	Parweld 60A Plasma Cutting Torch x 6m Composite Cable	Separates

TECHNICAL DATA

Voltage Class	M	Air Pressure	5 Bar
Standard Length	6m	Duty Cycle 60%	60A
Air Consumption	150 l/min	Start Method	Pneumatic Ignition

CONSUMABLES

1	XT4008	Double Pointed Spacer
2	XT4007	Retaining Cap
3	XT4005-08	Cutting Tip 0.8mm 20-30A
4	XT4005-09	Cutting Tip 0.9mm 30-40A
5	XT4005-10F	Flat Cutting Tip 1.0mm 40-50A
	XT4005-11F	Flat Cutting Tip 1.1mm 50-60A
6	XT4005-08L	Extended Cutting Tip 0.8mm 20-30A

CONSUMABLES

7	XT4005-09L	Extended Cutting Tip 0.9mm 30 40A
8	XT4006	Gas Distributor
9	XT4003	Electrode
10	XT4003L	Extended Electrode
11	XT4010	O' Ring
12	XT4001	Torch Head
13	PWXT4011	Handle c/w Trigger



TRAFIMET® S45

40A @ 60% Duty Cycle, EN60974-7



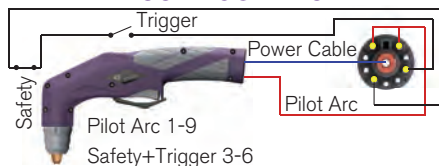
TORCH MODEL

STOCK CODE	REFERENCE	DESCRIPTION	TERMINATION
XTS45-6-14	PA0165	Torch x 6m Composite Cable	1/4" BSP
XTS45-6-CC	PA0166	Torch x 6m Coaxial Cable	Central Connector
XTS45-6-SP	PA0167	Torch x 6m Composite Cable	Separates

TECHNICAL DATA

Voltage Class	M	Duty Cycle	60%	40A
Standard Length	6m	Air Pressure Switch	3.5mm Bore	
Air Consumption	125 l/min	Start Method	Pneumatic Ignition	
Air Pressure	5 Bar			

PIN CONFIGURATION



CONSUMABLES

1	CV10	Stand Off Guide
2	CV24	Carriage
3	PC116	Outside Nozzle
4	PD102-10	Cutting Tip
5	PD116-06	Long Cutting Tip 0.65mm
	PD116-08	Long Cutting Tip 0.8mm
	PD116-09	Long Cutting Tip 0.9mm
6	PD103-09	Extra Long Cutting Tip 0.9mm

CONSUMABLES


PD103-65	Extra Long Cutting Tip 0.65mm	
7	PE106	Air Diffuser
8	PE105	Electrode
9	PR110	Long Electrode
10	PR106	Extra Long Electrode
11	PWPF125	Torch Head
12	PWTP80	Handle c/w Trigger

ALTERNATIVE PIN CONFIGURATIONS AVAILABLE
See pages 285 for more information.



TRAFIMET® CONSUMABLES

S75



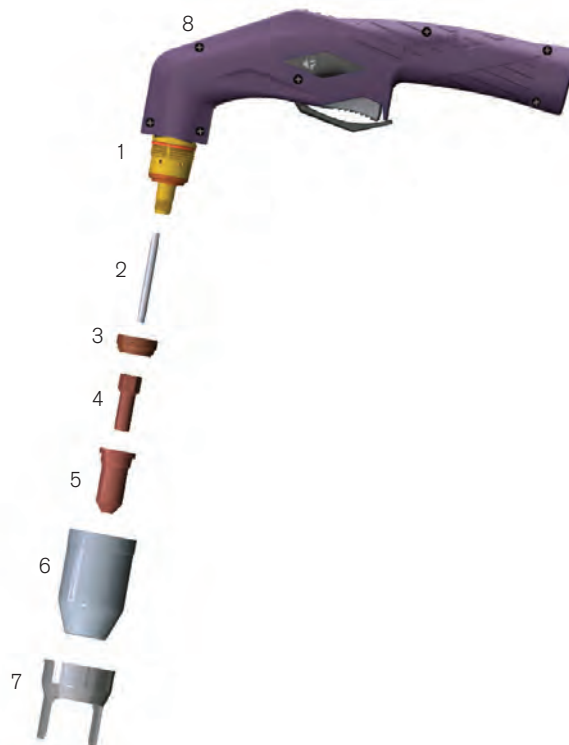
NEW

	STOCK CODE	DESCRIPTION
1	FH647	Diffuser
2	PR117	Electrode
3	PR119	Long Electrode
4	PE112	Swirl Ring
5	PD114-10	Cutting Tip 50A 1.0mm
	PD114-12	Cutting Tip 50A 1.2mm
6	PD118-10	Long Cutting Tip 50A 1.0mm
7	PC114	Outer Cap (c/w CV76)
8	CV76	Protective Cover
9	CV28	Wire Stand Off Guide
10	CV33	Castle Stand Off Guide
11	CV26	2 Pin Stand Off Guide
12	CV51	Wheeled Stand Off Guide




TRAFIMET® S105

100A @ 60% Duty Cycle, EN60974-7



PIN CONFIGURATION



TORCH MODEL

STOCK CODE	DESCRIPTION	TERMINATION
XTS105-6-CC	Torch x 6m Separate Cable	Central Connector

TECHNICAL DATA

Voltage Class	M	Duty Cycle @ 60%	100A
Standard Length	6m	Start Method	Pneumatic
Air Consumption	180 l/min		
Air Pressure	5 Bar		

CONSUMABLES

STOCK CODE	DESCRIPTION
1 09700	Torch Head
2 A1647	Diffuser
3 PE112	Swirl Ring
4 PR117	Electrode
5 PD119-10	Cutting Tip 50A 1.0mm

CONSUMABLES

STOCK CODE	DESCRIPTION
PD119-12	Cutting Tip 70A 1.2mm
PD119-14	Cutting Tip 100A 1.4mm
6 PC118	Outer Cap
7 CV12	Two Pins Crown Shield
8 PWTP110	PWTP110 Handle c/w Trigger

ALTERNATIVE PIN CONFIGURATIONS AVAILABLE

See pages 285 for more information.

Trafimet® trademark is the property of its respective owner, and usage is for reference only. These products are not endorsed by the original manufacturer.

TRAFIMET® A81

80A @ 60% Duty Cycle, EN60974-7



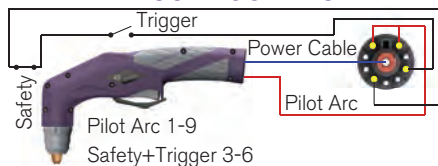
TORCH MODEL

STOCK CODE	REFERENCE	DESCRIPTION	TERMINATION
XTA81-6-38	PA1400	Torch x 6m Composite Cable	3/8" BSP
XTA81-6-CC	PA1402	Torch x 6m Coaxial Cable	Central Connector

TECHNICAL DATA

Voltage Class	M	Duty Cycle 60%	80A
Standard Length	6m	Duty Cycle 100%	60A
Air Consumption	155 l/min	Start Method	HF Ignition – Pilot Arc
Air Pressure	5 Bar		

PIN CONFIGURATION



ALTERNATIVE PIN CONFIGURATIONS AVAILABLE
See pages 285 for more information.

CONSUMABLES

1	CV28	Stand Off Guide
2	CV33	Four Pins Crown Shield
3	CV26	Two Pins Stand Off Guide
4	CV51	Carriage
5	PC115	Outside Nozzle
6	PD105-10	Cutting Tip 1.0mm
	PD105-11	Cutting Tip 1.1mm
	PD105-12	Cutting Tip 1.2mm

CONSUMABLES

7	PE107	Air Diffuser
8	PR109	Long Life Electrode
9	FH560	Diffuser
10	PWPF140	Torch Head c/w FH560 Diffuser
11	EA125	O' Ring
12	PWTP110	Handle c/w Trigger




TRAFIMET® A101

100A @ 60% Duty Cycle, EN60974-7



PIN CONFIGURATION



ALTERNATIVE PIN CONFIGURATIONS AVAILABLE
See pages 285 for more information.

CONSUMABLES

1	CV09	Long Contact Cutting Attachment
2	CV08	Contact Cutting Attachment
3	CV23	Contact Cutting Attachment
4	CV11	Stand Off Guide
5	CV12	Two Pins Crown Shield
6	CV14	Four Pins Crown Shield
7	CV21	Carriage
8	PC113	Contact Cutting Nozzle
	PC130	Contact Cutting Nozzle Long Life
9	PC109	Outside Nozzle
	PC111	Heavy Duty Nozzle

TORCH MODEL

STOCK CODE	REFERENCE	DESCRIPTION	TERMINATION
XTA101-6-M4	PA1450	Torch x 6m Composite Cable	M14
XTA101-6-CC	PA1452	Torch x 6m Coaxial Cable	Central Connector
XTA101-6-14	PA1454	Torch x 6m Composite Cable	1/4" BSP

TECHNICAL DATA

Voltage Class	M	Duty Cycle 60%	100A
Standard Length	6m	Duty Cycle 100%	75A
Air Consumption	180 l/min	Start Method	HF Ignition – Pilot Arc
Air Pressure	5 Bar		

CONSUMABLES

10	PD117-14	Long Cutting Tip 1.4mm
	PD117-17	Long Cutting Tip 1.7mm
	PD117-19	Long Cutting Tip 1.9mm
11	PD111	Long Cutting Tip 1.0mm
12	PD101-11	Cutting Tip 1.1mm
	PD101-14	Cutting Tip 1.4mm
	PD101-17	Cutting Tip 1.7mm
13	PE103	Air Diffuser

CONSUMABLES

14	PE101	Air Diffuser
15	PR116	Long Electrode
16	PR101	Electrode
17	FH562	Diffuser
18	PWPF145	Torch Head c/w FH562 Diffuser
19	EA131	O' Ring
20	PWTP110	Handle c/w Trigger
21	FH297	Insulator Washer

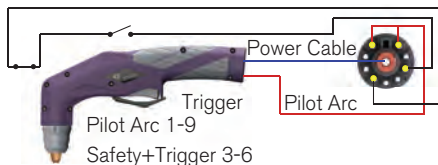
Trafimet® trademark is the property of its respective owner, and usage is for reference only. These products are not endorsed by the original manufacturer.

TRAFIMET® A141

140A @ 60% Duty Cycle, EN60974-7



PIN CONFIGURATION



ALTERNATIVE PIN CONFIGURATIONS AVAILABLE
See pages 285 for more information.

CONSUMABLES

1	CV09	Long Contact Cutting Attachment
2	CV08	Contact Cutting Attachment
3	CV23	Contact Cutting Attachment
4	CV11	Stand Off Guide
5	CV12	Two Pins Crown Shield
6	CV14	Four Pins Crown Shield
7	CV21	Carriage
8	PC103	Contact Cutting Nozzle
	PC131	Contact Cutting Nozzle Long Life
9	PC101	Outside Nozzle
	PC102	Heavy Duty Nozzle
10	PD117-14	Long Cutting Tip 1.4mm

TORCH MODEL

STOCK CODE	REFERENCE	DESCRIPTION	TERMINATION
XTA141-6-M4	PA1500	Torch x 6m Composite Cable	M14
XTA141-12-M4	PA1501	Torch x 12m Composite Cable	M14
XTA141-6-14	PA1502	Torch x 6m Composite Cable	1/4" BSP
XTA141-6-CC	PA1504	Torch x 6m Coaxial Cable	Central Connector
XTA141M-6-CC	PA1505	Torch x 6m Coaxial Cable	Central Connector

TECHNICAL DATA

Voltage Class	M	Duty Cycle 60%	140A
Standard Length	6m	Duty Cycle 100%	100A
Air Consumption	210 l/min	Start Method	HF Ignition – Pilot Arc
Air Pressure	5 Bar		

CONSUMABLES

	PD117-17	Long Cutting Tip 1.7mm
	PD117-19	Long Cutting Tip 1.9mm
11	PD111	Long Cutting Tip 1.0mm
12	PD101-14	Cutting Tip 1.4mm
	PD101-17	Cutting Tip 1.7mm
	PD101-19	Cutting Tip 1.9mm
	PD101-30	Cutting Tip 3.0mm
13	PE103	Air Diffuser Long Cutting Tip

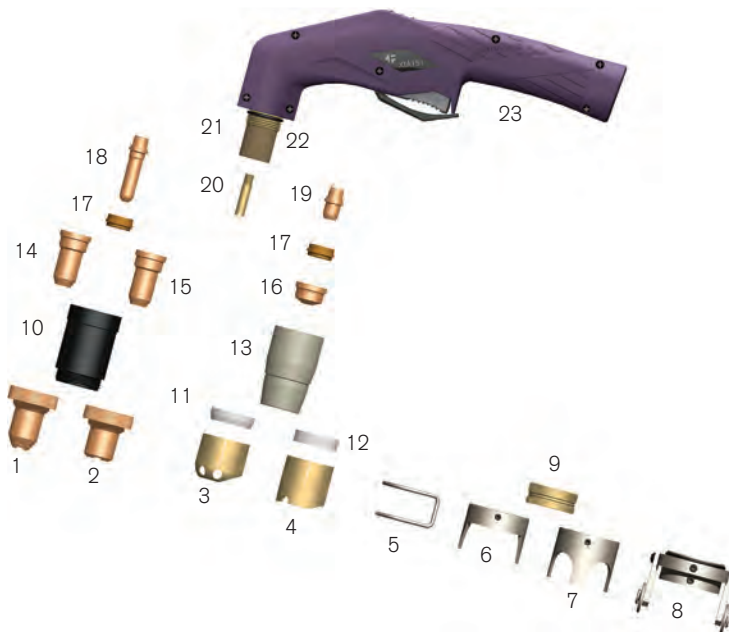
CONSUMABLES

14	PE101	Air Diffuser
15	PR116	Long Electrode
16	PR101	Electrode
17	FH563	Diffuser
18	EA131	O' Ring
19	PWPF155	Torch Head c/w FH563 Diffuser
20	PWTP110	Handle c/w Trigger
21	FH297	Insulator Washer




TRAFIMET® A151

150A @ 60% Duty Cycle, EN60974-7



PIN CONFIGURATION



ALTERNATIVE PIN CONFIGURATIONS AVAILABLE

See pages 285 for more information.

CONSUMABLES

1	CV09	Long Contact Cutting Attachment
2	CV08	Contact Cutting Tip Attachment
3	CV1106	Stand Off Guide with Tip
4	CV1105	Contact Cutting Attachment
5	CV11	Stand Off Guide
6	CV12	Two Pins Crown Shield
7	CV14	Four Pins Crown Shield
8	CV21	Carriage
9	CV1107	Stand Off Guard Holder
10	PC131	Contact Cutting Nozzle Long Life
11	BW146	Nozzle Shield & Stand Off Guard
12	BW139	Nozzle Shield
13	PC120	Outside Nozzle
14	PD117-14	Long Cutting Tip 1.4mm

TORCH MODEL

STOCK CODE	REFERENCE	DESCRIPTION	TERMINATION
XTA151-6-M4	PA1550	Torch x 6MT Composite Cable	M14
XTA151-12-M4	PA1551	Torch x 12MT Composite Cable	M14
XTA151-6-14	PA1552	Torch x 6MT Composite Cable	1/4" BSP
XTA151-6-CC	PA1554	Torch x 6MT Coaxial Cable	Central Connector
XTA151M-6-CC	PA1555	Machine Cutting Torch x 6MT Coaxial Cable	Central Connector

TECHNICAL DATA

Voltage Class	M	Duty Cycle 60%	150A
Standard Length	6m	Duty Cycle 100%	120A
Air Consumption	230 l/min	Start Method	HF Ignition – Pilot Arc
Air Pressure	5 Bar		

CONSUMABLES

	PD117-17	Long Cutting Tip 1.7mm
	PD117-19	Long Cutting Tip 1.9mm
15	PD111	Long Contact Cutting Tip 1.0mm
16	PD109-14	Cutting Tip 1.4mm
	PD109-16	Cutting Tip 1.6mm
	PD109-18	Cutting Tip 1.8mm
	PD109-30	Cutting Tip 3.0mm

CONSUMABLES

17	PE103	Air Diffuser
18	PR116	Long Electrode
19	PR111	Electrode
20	FH563	Diffuser
21	EA131	O' Ring
22	PWPF160	Torch Head c/w HF563 Diffuser
23	PWTP110	Handle c/w Trigger

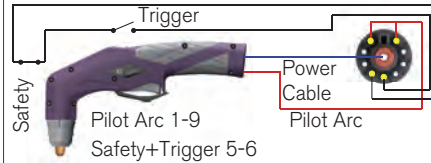
Trafimet® trademark is the property of its respective owner, and usage is for reference only. These products are not endorsed by the original manufacturer.

ALTERNATE PIN CONFIGURATIONS

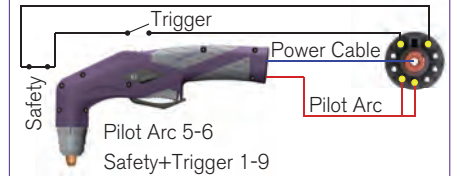
OPTION 1



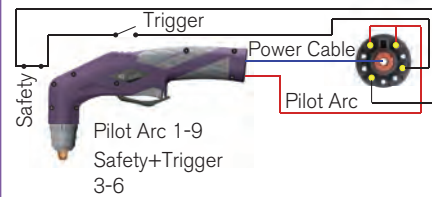
OPTION 2



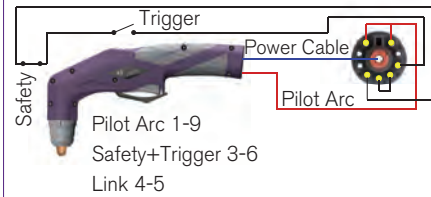
OPTION 3




OPTION 4



OPTION 5



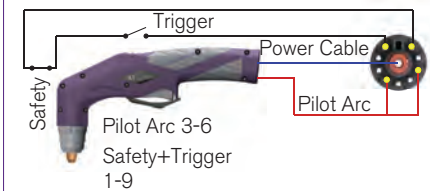
OPTION 6



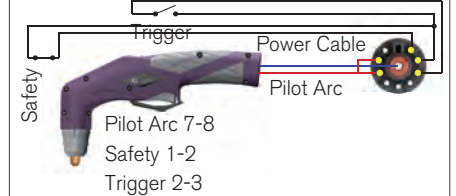
OPTION 7



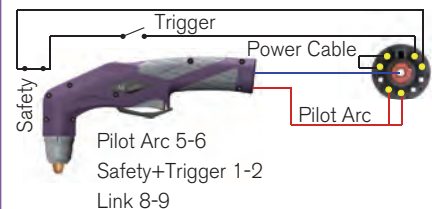
OPTION 8



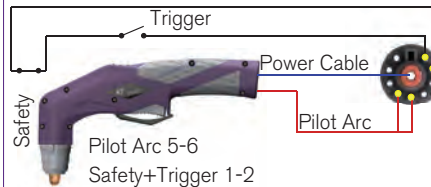
OPTION 9



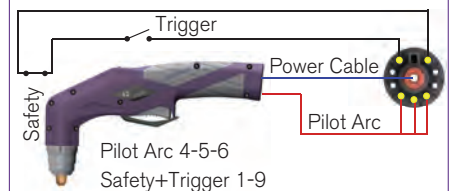
OPTION 10



OPTION 11



OPTION 12



PARWELD WELDING AND CUTTING MACHINES





















Parweld offers a fully comprehensive range of MIG, TIG, MMA and Plasma machines. The Parweld machine range offers robust, reliable and easy to use machines, for experienced welders and for those learning.

Ranging from small machines that will suit the occasional maintenance work to heavy duty machines for large fabrication.

Whatever your requirements, Parweld has a machine that will suit your needs.

All machines are manufactured to ISO/IEC 60974-1, ISO/IEC 60974-6, RoHS directive, low voltage directive, EMC directive (CE Compliant).

ICON KEY

 Metal Inert Gas welding (MIG)	 Machine will provide Alternating Current or Direct Current output	 Momentary or latching trigger operation	 Lift start TIG (contact) with reduced power start
 Tungsten Inert Gas welding (TIG)	 Suitable for use with three phase supply	 Accepts 1Kg or 5Kg wire spools	 Scratch (contact) start TIG with full welding current
 Manual Metal Arc welding (MMA)	 Constant Voltage control for MIG welding applications	 Accepts 5Kg or 15Kg wire spools	 Arc force, reduces electrode shorting when to close to the job
 Air plasma cutting	 Forced Air fan cooling	 Mesh cutting option	 Hot start boosts the power at the start to reignite the electrode cleanly
 Constant Current control for TIG and MMA applications	 Two roll MIG wire feeder	 Non HF torch starting with pilot arc	 Manual Metal Arc welding (MMA)
 Direct Current output	 Four roll MIG wire feeder	 HF torch starting with pilot arc	 No load voltage is reduced when power source is idling
 Will work with 50 or 60Hz supply	 Reversing polarity to allow use with Gas or Gasless MIG wires	 Power pulsing of the output for improved control and penetration	
 Suitable for use with single phase supply	 Synergic MIG control for fast easy setting	 HF start (non-contact) TIG	





MMA INVERTER RANGE

CHOOSE YOUR PERFECT MMA INVERTER

- Ranging from 140-400 Amps
- Parweld offers a range of lightweight MMA inverter machines ideal for everyday maintenance to heavy applications
- Enclosure protection IP23S



	NEW XTS 143 MMA	NEW XTS 163	NEW XTS 163DV	NEW XTS 166RC	NEW XTS 204	XTS 403 MMA
OUTPUT CURRENT	10-140A DC	5-160A DC	5-160A @ 230V 5-140A @ 110V	10-160A @ 230V 10-125A @ 110V	10-200A	20-400A DC
INPUT VOLTAGE	230V 1P	230V 1P	110/230V 1P	110/230V 1P	230V 1P	400V 3P
MAX ELECTRODE SIZE	3.2mm	3.2mm	3.2mm	3.2mm	4.0mm	6.0mm
HOT START FUNCTION	x	✓	✓	✓	✓	Adjustable
ARC FORCE FUNCTION	x	✓	✓	✓	✓	Adjustable
BASIC/RUTILE FUNCTION	x	x	✓	✓	✓	✓
CELLULISTIC FUNCTION	x	x	x	✓	x	✓
LIFT TIG FUNCTION	Scratch Arc (40A min)	✓	✓	✓	✓	✓
REMOTE CONTROL	x	x	x	✓	x	x
NO LOAD VOLTAGE	50V	45V	50V	81V	50V	50V (VRD)
CABLE CONNECTION	10-25 Dix	35-50 Dix	35-50 Dix	35-50 Dix	35-50 Dix	35-50 Dix
DUTY CYCLE	140A @ 20%	160A @ 25%	160A @ 25% (230V)	160A @ 40%	200A @ 25%	400A @ 60%
FUSE RATING	16A	16A	32A @ 110V 16A @ 230V	32A @ 110V 16A @ 230V	32A	20A
INPUT CURRENT (EFFECTIVE)	13.7A	15.9A	17A @ 110V 15.5A @ 230V	14A @ 230V	20A	20.9A
KVA	3	4.5	4.5	5.4	8.2	16
DIMENSIONS (L x W x H MM)	250 x 100 x 165	285 x 120 x 250	285 x 120 x 250	375 x 140 x 245	285 x 120 x 250	530 x 250 x 400
WEIGHT (KG)	2.7	4.7	4.8	7.0	4.8	20.5
RECOMMENDED GENERATOR SIZE*	4 KVA	6 KVA	6 KVA	6 KVA	10 KVA	17 KVA
	Page 296	Page 297	Page 298	Page 299	Page 300	Page 301

*Generator requires AVC

PLASMA CUTTER INVERTER RANGE

CHOOSE YOUR PERFECT PLASMA CUTTING MACHINE:

- Ranging from 40-100 Amps (0-50mm capacity)
- Parweld offers a range of machines that are ideal for site and workshop applications
- The XTP 103 offers a CNC automation interface
- All plasma inverters come with a mesh cutting option
- Enclosure protection IP23S



	XTP 40	XTP 63	XTP 103
OUTPUT CURRENT	10-40A DC	10-60A	20-100A
INPUT VOLTAGE	110/230V 1P	400V 3P	400V 3P
DUTY CYCLE	40A @ 40%	60A @ 40%	100A @ 100%
PRODUCTION CUT CAPACITY	12mm	20mm	30mm
SEVERANCE CUT CAPACITY	20mm	30mm	50mm
STARTING METHOD	Short Circuit	Short Circuit	HF
FUSE RATING	32A @ 110V 24A @ 230V	20A	32A
INPUT CURRENT (EFFECTIVE)	14.8A @ 110V 18.5A @ 230	7.6A	27A
KVA	3.7	7	13
DIMENSIONS (L x W x H MM)	430 x 170 x 300	450 x 170 x 310	630 x 310 x 540
WEIGHT (KG)	12.6	13	40.6
RECOMMENDED GENERATOR SIZE*	5 KVA	10 KVA	15 KVA
	Page 302	Page 303	Page 304

*Generator requires AVC



TIG INVERTER RANGE

CHOOSE YOUR PERFECT TIG INVERTER MACHINE:

- Ranging from 180-500 Amps
- Parweld offers a range of TIG inverter machines that are ideal for all production applications
- Enclosure protection IP23S



	XTT 182DV	XTT 200P	NEW XTT 207 DV	XTT 202P AC/DC
OUTPUT CURRENT	10-180A DC	10-200A DC	5-200A @ 230V 5-160A @ 110V	5-200A DC 10-200A AC
INPUT VOLTAGE	110/230V 1P	230V 1P	110/230V 1P	230V 1P
DUTY CYCLE	180A @ 60%	200A @ 30%	200A @ 35% 230V 160A @ 40% 110V	200A @ 25%
UP SLOPE FUNCTION	Fixed	0-5s	0-5s	0-10s
DOWN SLOPE FUNCTION	0-10s	0-5s	0-5s	0-10s
PRE-FLOW FUNCTION	Fixed	0-1s	0-1s	0-10s
POST FLOW FUNCTION	0-10s	3-10s	3-10s	0-10s
PULSE RATING	✗	0.5-100Hz	0.5-100Hz	250Hz
AC FREQUENCY	✗	✗	✗	50-250Hz
WATER COOLER READY	✗	✗	✗	✗
MMA FUNCTION	✓	✓	✓	✗
LIFT TIG FUNCTION	✓	✓	✓	✓
FUSE RATING	32A @ 110V 16A @ 230V	16A	32A @ 110V 16A @ 230V	16A
INPUT CURRENT (EFFECTIVE)	21A @ 110V 17.5A @ 230V	18.9A	28.5A @ 110V 16A @ 230V	18A
KVA	3.6	3.6	3.6	3.6
DIMENSIONS (L x W x H MM)	455 x 130 x 230	376 x 136 x 230	376 x 136 x 240	480 x 240 x 400
WEIGHT (KG)	7.8	8	8	22
RECOMMENDED GENERATOR SIZE*	5 KVA	5 KVA	5 KVA	5 KVA
	Page 305	Page 306	Page 307	Page 308

*Generator requires AVC

TIG INVERTER RANGE



	XTT 250 DC P	XTT 353P AC/DC	XTT 503 AC/DC
OUTPUT CURRENT	5-250A DC	5-350A DC 10-350A AC	10-500A DC 15-500A AC
INPUT VOLTAGE	400V 3P	400V 3P	400V 3P
DUTY CYCLE	250A @ 40%	350A @ 50%	500A @ 60%
UP SLOPE FUNCTION	0-5s	0-10s	0-10s
DOWN SLOPE FUNCTION	0-5s	0-10s	0-10s
PRE-FLOW FUNCTION	0-10s	0-10s	0-10s
POST FLOW FUNCTION	0-10s	0-10s	0-10s
PULSE RATING	0.5-100Hz	0.5-200Hz	0.5-200Hz
AC FREQUENCY	✗	50-250Hz*	50-250Hz*
WATER COOLER READY	✗	✓	✓
MMA FUNCTION	✓	✓	✓
LIFT TIG FUNCTION	✗	✓	✓
FUSE RATING	16A	16A	32A
INPUT CURRENT (EFFECTIVE)	8.6A	17.1A	31A
KVA	9.7	11	12
DIMENSIONS (L x W x H MM)	404 x 170 x 296	606 x 315 x 540	735 x 360 x 655
WEIGHT (KG)	10.5	38	54
RECOMMENDED GENERATOR SIZE**	12 KVA	13 KVA	15 KVA
	Page 309	Page 310	Page 311

* AC frequency range is restricted at higher amperages

**Generator requires AVC



MIG INVERTER RANGE

CHOOSE YOUR PERFECT MIG INVERTER MACHINE:

- Ranging from 160-500 Amps
- Parweld offers lightweight power saving inverters
- All come with variable inductance function



	NEW XTM 161i	XTM 182i	NEW XTM 201i	NEW XTM 201DI
MAXIMUM CURRENT	160A DC	180A DC	200A DC	140A/200A
WIRE FEED SPEED	2-15m/min	2-15m/min	2-18m/min	3.5-21m/min
OUTPUT VOLTAGE	13.5-22V	18-26.5V	18-26.5V	MIG 14.5-24V TIG10.4 -18V MMA 20.4-28V
VARIABLE INDUCTANCE FUNCTION	✓	✓	✓	✓
WIRE INCHING FUNCTION	✗	✓	✗	✗
BURN BACK CONTROL FUNCTION	✓	✓	✓	✓
GAS TEST FUNCTION	✗	✓	✗	✗
TIG FUNCTION	Lift	Lift	Lift	Lift with trigger
TRIGGER LATCHING	✓	✓	✓	✓
SPOOL SIZE	200mm (5kg) 100mm (1kg)	300mm (15kg)	200mm (5kg) 100mm (1kg)	200mm (5kg) 100mm (1kg)
FEED BOX	2R	4R	2R	2R
GASLESS WIRE FUNCTION	✓	✓	✓	✓
WIRE SIZE	0.6-0.8mm	0.6-1.0mm	0.8-1.0mm	0.6-1.0mm
MMA FUNCTION	✗	✓	✓	✓
SYNERGIC FUNCTION	✓	✓	✓	✗
DUTY CYCLE	160A @ 40%	180A @ 20%	160A @ 40%	200A @ 25%
INPUT VOLTAGE	230V 1P	230V 1P	230V 1P	110V/230V
INPUT CURRENT (EFFECTIVE)	16.3A	32A	18A	32A @ 110V 26A @ 230V
FUSE RATING	16A	32A	16A	32A @ 110V 16A @ 230V
KVA	3.6	7.36	10.35	3.7
DIMENSIONS (L x W x H MM)	469 x 223 x 421	1020 x 470 x 930	469 x 223 x 421	490 x 220 x 430
WEIGHT (KG)	15.5	52	15.5	17.5
RECOMMENDED GENERATOR SIZE*	5 KVA	10 KVA	7 KVA	12 KVA
	Page 312	Page 313	Page 314	Page 316

*Generator requires AVC

MIG INVERTER RANGE



	XTM 252I	XTM 254I	XTM 503I
MAXIMUM CURRENT	250A DC	250A DC	500A DC
WIRE FEED SPEED	2-18m/min	1.3-12.5m/min	1-20m/min
OUTPUT VOLTAGE	18-26.5V	16-26.5V	13-50V
VARIABLE INDUCTANCE FUNCTION	✓	✓	✓
WIRE INCHING FUNCTION	✓	✓	✓
BURN BACK CONTROL FUNCTION	✓	✓	✓
GAS TEST FUNCTION	✓	✓	✓
TIG FUNCTION	✗	✗	✗
TRIGGER LATCHING	✓	✓	✓
SPOOL SIZE	300mm (15kg)	300mm (15kg)	300mm (15kg)
FEED BOX	4R	4R	4R
GASLESS WIRE FUNCTION	✓	✓	✗
WIRE SIZE	0.8-1.2mm	0.8-1.2mm	0.8-1.6mm
MMA FUNCTION	✓	✓	✓
SYNERGIC FUNCTION	✓	✓	✓
DUTY CYCLE	250A @ 30%	250A @ 60%	500A @ 60%
INPUT VOLTAGE	230V 1P	400V 3P	400V 3P
INPUT CURRENT (EFFECTIVE)	45A	13.5A	41.8A
FUSE RATING	20A	10A	32A
KVA	10.35	8.9	27.5
DIMENSIONS (L x W x H MM)	1020 x 470 x 930	907 x 480 x 728	1050 x 520 x 1140
WEIGHT (KG)	53	53	67
RECOMMENDED GENERATOR SIZE*	12 KVA	15 KVA	30 KVA
	Page 318	Page 319	Page 320

*Generator requires AVC



MIG TRANSFORMER RANGE

CHOOSE YOUR PERFECT MIG TRANSFORMER MACHINE:

- Classic MIG transformer machines



	NEW XTM 304C	NEW XTM 404S
MAXIMUM CURRENT	300A	350A
WIRE FEED SPEED	0.5-22m/min	0.5-22m/min
VOLTAGE	15-30V	16.5-32V
VARIABLE INDUCTANCE FUNCTION	x	✓
WIRE INCHING FUNCTION	✓	✓
BURN BACK CONTROL FUNCTION	✓	✓
GAS TEST FUNCTION	✓	✓
TRIGGER LATCHING	✓	✓
SPOOL SIZE	300mm (15kg) 200mm (5kg)	300mm (15kg) 200mm (5kg)
FEED BOX	4R	4R
GASLESS WIRE FUNCTION	x	x
WIRE SIZE	0.8-1.2mm	0.8-1.6mm
MMA FUNCTION	x	x
SYNERGIC FUNCTION	x	x
DUTY CYCLE	300A @ 30% 210A @ 60% 170A @ 100%	350A @ 60% 260A @ 100%
INPUT VOLTAGE	400V 3P	400V 3P
INPUT CURRENT (EFFECTIVE)	16A	19A
FUSE RATING	16A	20A
KVA	11	13
DIMENSIONS (L x W x H MM)	795 x 420 x 700	1240 x 550 x 935
WEIGHT (KG)	82	135
RECOMMENDED GENERATOR SIZE*	20 KVA	25 KVA
	Page 321	Page 322

*Generator requires AVC

AUTOMOTIVE MIG RANGE

CHOOSE YOUR PERFECT AUTOMOTIVE MIG WELDING MACHINE:

- Ranging from 165-200 Amps
- These portable fan cooled transformer machines are fitted with a bottle stand and are ideal for hobby or light automotive use
- 2 Roll feed box
- Enclosure protection IP21S
- 2 Years Warranty



	XTE171C	XTE 181C	XTE 201C
MAXIMUM CURRENT	165A DC	185A DC	205A DC
WIRE FEED SPEED	1.5-14mm/min	1.5-14mm/min	1.5-14mm/min
VOLTAGE	19-37V	19.5-38V	19.5-38V
SPOOL SIZE	300mm (15kg) 200mm (5kg)	300mm (15kg) 200mm (5kg)	300mm (15kg)
WIRE SIZE	0.6-0.8mm	0.6-0.8mm	0.6-1.0mm
DUTY CYCLE	165A @ 15%	185A @ 15%	205A @ 15%
INPUT VOLTAGE	230V 1P	230V 1P	230V 1P
INPUT CURRENT (EFFECTIVE)	27A	32A	38A
MINIMUM FUSE SIZE	16A	16A	32A
KVA	6.45	7.35	8.75
DIMENSIONS (L x W x H MM)	705 x 420 x 630	705 x 420 x 630	705 x 420 x 630
WEIGHT (KG)	38.3	40.8	42.8
RECOMMENDED GENERATOR SIZE*	8 KVA	12 KVA	15 KVA
	Page 323	Page 324	Page 325

*Generator requires AVC



XTS 143 MMA INVERTER



NEW

- IDEAL FOR MAINTENANCE AND REPAIR
- COMPACT & HIGHLY PORTABLE
- SIMPLE SCRATCH START TIG

PORTABLE AND LIGHTWEIGHT

The XTS 143 is lightweight and with the easy to carry strap, is easily portable, perfect for on the go maintenance applications. Electrodes up to 3.2mm can be used with ease.

TIG WELDING

Fit the optional TIG torch and pair it to a suitable gas supply and the XTS 143 can be used for simple scratch start TIG welding, suitable for welding steel and stainless steel (40A minimum).

GENERATOR FRIENDLY

The XTS 143 is able to cope with inputs which fluctuate by +/-15% and can be used with the majority of generators.

The machine is housed in a rugged steel case. A carry case is available as an optional extra.



KEY FEATURES

- 230V input
- Lightweight 2.7kg
- 140A @ 20% duty cycle
- Connections 10-25mm dinse
- Supplied with electrode holder, 2m cable and 2m earth lead
- Over voltage and over current protection
- Built in electrode anti sticking
- Ideal for use with rutile electrodes
- 3 Years return to base warranty
- Manufactured to IP23S, ISO/IEC 60974-1, ISO/IEC 60974-6 & RoHS Compliant

PARAMETER	VALUE
Output Current	10-140A DC
Input Voltage	230V 1P
Max Electrode Size	3.2mm
Min on TIG	40A (Scratch Start)
No Load Voltage	50V
Cable Connection	10-25 Dix
Duty Cycle	140A @ 20%
Min Fuse Rating	16A
Input Current (Eff)	13.7A
KVA	3
Generator Size*	4 KVA
Enclosure Protection	IP23S
Dimensions (LxWxH mm)	250 x 100 x 165
Weight (kg)	2.7

*Generator requires AVC

STOCK CODE	DESCRIPTION
XTS143	140A MMA Inverter 230V
XTS143-P1	Inverter c/w WP17V torch package

For full package contents see page 328

ACCESSORY INFORMATION:	
STOCK CODE	DESCRIPTION
WP17V-12-2I	WP17 Scratch TIG Torch 12.5ft
CKE203	Electrode Holder Cable Kit 3m
CKC203	Earth Cable Clamp Kit 3m
E700123	Argon Regulator Single Stage 2 Gauge
WP17AK	TIG Spares Kit Plastic Case
XR935H	Light Reactive Welding Helmet
XTICC	Carry Case



PARWELD TV
See Parweld Machines in action on Parweld TV, with new machines added regularly

WARRANTY VALID FOR UK & IRELAND ONLY

WP17V TORCH
See pages 244 for more information.

XTS 163 MMA INVERTER



MULTI MODE

The XTS 163 MMA uses latest technology to provide a compact and reliable machine, ideal for everyday applications.

Electrodes up to 3.2mm can be used with ease.

TIG WELDING


By fitting the optional TIG torch and coupling to a suitable gas supply the XTS 163 can be used for TIG welding and is suitable for welding steel and stainless steel.

The lift arc mode limits the arc current when the tungsten touches the work piece preventing electrode damage.

GENERATOR FRIENDLY

The XTS 163 is able to cope with inputs which fluctuate by +/-15% & can be used with the majority of generators.

The machine is housed in a rugged steel case. A carry case is available as an optional extra.



KEY FEATURES

- 230V input
- Lightweight 4.7kg
- 160A @ 25% duty cycle
- Electrode striking with arc force and re-striking with hot start
- Supplied with electrode holder, 3m cable & 3m earth lead
- Connections 35-50mm dinse
- Digital amperage display
- Over voltage & over current protection
- 3 Years return to base warranty + 3 years servicing plan
- Manufactured to IP23S, ISO/IEC 60974-1, ISO/IEC 60974-6 & RoHS Compliant

PARAMETER	VALUE
Output Current	5-160A DC
Input Voltage	230V 1P
Max Electrode Size	3.2mm
No Load Voltage	45V
Cable Connection	35-50 Dix
Duty Cycle	160A @ 25%
Min Fuse Rating	16A
Input Current (Eff)	15.9A
KVA	4.5
Generator Size*	6 KVA
Enclosure Protection	IP23S
Dimensions (LxWxH mm)	285 x 120 x 250
Weight (kg)	4.7

*Generator requires AVC

STOCK CODE	DESCRIPTION
XTS163	160A MMA Inverter 230V
XTS163-P1	Inverter c/w WP17V torch package

For full package contents see page 328

ACCESSORY INFORMATION:

STOCK CODE	DESCRIPTION
WP17V-12-2IX	WP17 TIG Torch 12.5ft
CKE203i	Electrode Holder Cable Kit 3m
CKC203i	Earth Cable Clamp Kit 3m
E700123	Argon Regulator Single Stage 2 Gauge
WP17AK	TIG Spares Kit Plastic Case
XR935H	Light Reactive Welding Helmet
XTICC	Carry Case



PARWELD TV
See Parweld Machines in action on Parweld TV, with new machines added regularly

WARRANTY VALID FOR UK & IRELAND ONLY

WP17V TORCH
See pages 244 for more information.

NEW

XTS 163DV MMA INVERTER



NEW

MULTI MODE

The XTS 163DV operates on 230 or 110V supply using smart switching technology making it ideal for site use.

Electrodes up to 3.2mm can be used with ease.

TIG WELDING

By fitting the optional TIG torch and coupling to a suitable gas supply the XTS 163DV can be used for TIG welding and is suitable for welding steel and stainless steel.

The lift arc mode limits the arc current when the tungsten touches the work piece preventing electrode damage.

GENERATOR FRIENDLY

The XTS 163DV is able to cope with inputs which fluctuate by +/-15% & can be used with the majority of generators.

The machine is housed in a rugged steel case. A carry case is available as an optional extra.



KEY FEATURES

- Dual voltage 110/230V
- Smart switching
- 160A @ 25% duty cycle
- Generator friendly
- Easy electrode striking with arc force and re-striking with hot start
- Supplied with electrode holder, 3m cable, 3m earth lead
- Connections 35-50mm dinse
- Over voltage & over current protection
- 3 Years return to base warranty + 3 years servicing plan
- Manufactured to IP23S, ISO/IEC 60974-1, ISO/IEC 60974-6 & RoHS Compliant

PARAMETER	VALUE
Output Current	5-160A @ 230V 5-140A @ 110V
Input Voltage	110/230V 1P
Max Electrode Size	3.2mm
No Load Voltage	50V
Cable Connection	35-50 Dix
Duty Cycle	160A @ 25% (230V)
Min Fuse Rating	32A @ 110V 16A @ 230V
Input Current (Eff)	17A @ 110V 15.5A @ 230V
KVA	4.5
Generator Size*	6 KVA
Enclosure Protection	IP23S
Dimensions (LxWxH mm)	285 x 120 x 250
Weight (kg)	4.8

*Generator requires AVC

STOCK CODE	DESCRIPTION
XTS163DV	160A MMA Inverter Dual Voltage
XTS163DV-P1	Inverter c/w WP17V torch package

For full package contents see page 328

ACCESSORY INFORMATION:	
STOCK CODE	DESCRIPTION
WP17V-12-2IX	WP17V TIG Torch 12.5ft
CKE203i	Electrode Holder Cable Kit 3m
CKC203i	Earth Cable Clamp Kit 3m
E700123	Argon Regulator Single Stage 2 Gauge
WP17AK	TIG Spares Kit Plastic Case
XR935H	Light Reactive Welding Helmet
XTICC	Carry Case



PARWELD TV
See Parweld Machines in action on Parweld TV, with new machines added regularly

WARRANTY VALID FOR UK & IRELAND ONLY

WP17V TORCH
See pages 244 for more information.

XTS 166 RC MMA INVERTER



- DIGITAL DISPLAY FOR EASY SETTING
- SUITABLE FOR LIFT ARC TIG MODE
- REMOTE CONTROL OPTION

The XTS 166RC is a professional level MMA inverter suitable for site and workshop use. It will run rutile on cellulistic electrodes up to 3.2mm and can accept an optional remote current control for remote working. TIG welding with steel and stainless steel can be performed.



REMOTE CONTROL PENDANT

GENERATOR FRIENDLY

The XTS 166RC is able to cope with inputs which fluctuate by +/-15% & can be used with the majority of generators. The machine is housed in a rugged steel case. A carry case is available as an optional extra.



KEY FEATURES

- Dual voltage 110/230V 1P PFC
- Lightweight 7kg
- 160A @ 40% duty cycle
- Generator friendly
- Easy electrode re-striking with hot start (MMA)
- Supplied with electrode holder, 3m cable and 3m earth lead
- 81V OCV
- Suitable for cellulistic or rutile electrodes
- Remote current control
- Connections 35-50mm dinse
- Manufactured to IP23S, ISO/IEC 60974-1, ISO/ IEC 60974-6 & RoHS Compliant

PARAMETER	VALUE
Output Current	10A-160A @ 230V 10A-125A @ 110V
Input Voltage	110/230V 1P
Max Electrode Size	3.2mm
No Load Voltage	81V
Cable Connection	35-50 Dix
Duty Cycle	160A @ 40%
Min Fuse Rating	32A @ 110V 16A @ 230V
Input Current (Eff)	14A @ 230V
KVA	5.4
Generator Size*	6 KVA
Enclosure Protection	IP23S
Dimensions (LxWxH mm)	375 x 140 x 245
Weight (kg)	7.0

STOCK CODE	DESCRIPTION
XTS166RC	160A MMA Inverter c/w Remote Control
XTS166RC-P1	Inverter c/w WP17V Torch package

For full package contents see page 328

ACCESSORY INFORMATION:

STOCK CODE	DESCRIPTION
WP17V-12-2IX	WP17V TIG Torch 12.5ft
CKE203i	Electrode Holder Cable Kit 3m
KKC203i	Earth Cable Clamp Kit 3m
E700123	Argon Regulator Single Stage 2 Gauge
XR935H	Light Reactive Welding Helmet
XTICC	Carry Case
RC10-5	Remote control pendant 5m



PARWELD TV
See Parweld Machines in action on Parweld TV, with new machines added regularly

WARRANTY VALID FOR UK & IRELAND ONLY

WP17V TORCH
See pages 244 for more information.

XTS 204 MMA INVERTER



- DIGITAL DISPLAY FOR EASY SETTING
- LIFT ARC TIG MODE

MULTI MODE

The XTS 204 is a compact but powerful machine ensuring maximum portability and performance.

Electrodes up to 4.0mm can be used with ease.

TIG WELDING

By fitting the optional TIG torch and coupling to a suitable gas supply the XTS 204 can be used for TIG welding and is suitable for welding steel and stainless steel.

The lift arc mode limits the arc current when the tungsten touches the work piece preventing electrode damage.

GENERATOR FRIENDLY

The XTS 204 is able to cope with inputs which fluctuate by +/-15% & can be used with the majority of generators.

The machine is housed in a rugged steel case. A carry case is available as an optional extra.



KEY FEATURES

- 230V input
- 200A @ 25% duty cycle
- Generator friendly
- Easy electrode striking with arc force & re-striking with hot start
- Supplied with electrode holder, 3m cable, 3m earth lead
- Connections 35-50mm dinse
- Over voltage & over current protection
- 3 Years return to base warranty + 3 years servicing plan
- Manufactured to IP23S, ISO/IEC 60974-1, ISO/IEC 60974-6 & RoHS Compliant

PARAMETER	VALUE
Output Current	10-200A
Input Voltage	230V 1P
Max Electrode Size	4.0mm
No Load Voltage	50V
Cable Connection	35-50 Dix
Duty Cycle	200A @ 25%
Min Fuse Rating	32A
Input Current (Eff)	20A
KVA	8.2
Generator Size*	10 KVA
Enclosure Protection	IP23S
Dimensions (LxWxH mm)	285 x 120 x 250
Weight (kg)	4.8

*Generator requires AVC

STOCK CODE	DESCRIPTION
XTS204	200A MMA Inverter 230V
XTS204-P1	MMA Inverter c/w WP17V Torch Package

For full package contents see page 328

ACCESSORY INFORMATION:	
STOCK CODE	DESCRIPTION
WP17V-12-2IX	WP17V TIG Torch 12.5ft
CKE203i	Electrode Holder Cable Kit 3m
CKC203i	Earth Cable Clamp Kit 3m
E700123	Argon Regulator Single Stage 2 Gauge
WP17AK	TIG Spares Kit in Plastic Case
XR935H	Light Reactive Welding Helmet
XTICC	Carry Case



PARWELD TV
See Parweld Machines in action on Parweld TV, with new machines added regularly

WARRANTY VALID FOR UK & IRELAND ONLY

WP17V TORCH
See pages 244 for more information.

XTS 403 MMA INVERTER



DC OUTPUT

The XTS 403 MMA has a DC output and when combined with the correct type of electrode it is suitable for welding alloy, non alloy steels, stainless steel and cast iron. Electrodes up to 6.0mm can be used with ease.

TIG WELDING

By fitting an optional TIG torch and coupling to a suitable gas supply the XTS 403 MMA can be used for TIG welding and is suitable for welding steel and stainless steel.

The lift arc mode limits the arc current when the tungsten touches the work piece preventing electrode damage.

GENERATOR FRIENDLY

The XTS 403 MMA is able to cope with inputs which fluctuate by +/-15% & can be used with the majority of generators.



KEY FEATURES

- 400V 3 phase input
- 400A @ 60% duty cycle
- Generator friendly
- Easy electrode striking with arc force
- Easy electrode re-striking with hot start
- Supplied with electrode holder, 3m cable, 3m earth lead
- Connections 35-50mm dinse
- Dc output
- Lift arc TIG mode
- 88V OCV with VRD
- 3 Years return to base warranty + 3 years servicing plan
- Manufactured to IP23S, ISO/IEC 60974-1, ISO/IEC 60974-6 & RoHS Compliant

PARAMETER	VALUE
Output Current	20-400A DC
Input Voltage	400V 3P
Max Electrode Size	6.0mm
No Load Voltage	50V (VRD)
Cable Connection	35-50 Dix
Duty Cycle	400A @ 60%
Min Fuse Rating	20A
Input Current (Eff)	20.9A
KVA	16
Generator Size*	17 KVA
Enclosure Protection	IP23S
Dimensions (LxWxH mm)	530 x 250 x 400
Weight (kg)	20.5

*Generator requires AVC

STOCK CODE	DESCRIPTION
XTS403MMA	400A MMA Inverter 400V
XTS403MMA-P1	MMA Inverter c/w WP26V Torch Package

For full package contents see page 328

ACCESSORY INFORMATION:	
STOCK CODE	DESCRIPTION
WP26V-12-2IX	WP26V TIG Torch x 12.5ft
CKE403	Electrode Holder Cable Kit 3m
CKC403	Earth Cable Clamp Kit 3m
E700123	Argon Regulator Single Stage 2 Gauge
WP26AK	TIG Spares Kit Plastic Case
XR935H	Light Reactive Welding Helmet
XTICC	Carry Case



PARWELD TV
See Parweld Machines in action on Parweld TV, with new machines added regularly

WARRANTY VALID FOR UK & IRELAND ONLY

WP26V TORCH
See pages 250 for more information.



XTP 40 DUAL VOLTAGE INVERTER PLASMA CUTTER



- CUTS ANY METAL
- 12MM
PRODUCTION CUT
- 20MM
SEVERANCE CUT
- DUAL VOLTAGE
110/230V

VARIABLE OUTPUT


The variable output of the XTP 40 makes it ideal for cutting metals up to 12mm thick where the output power can be fine tuned to minimise dross on the cut edges.

The pilot arc automatically re-ignites enabling easy cutting of mesh or perforated materials. Non HF ignition minimises the risk of interference with electronic systems.

GENERATOR FRIENDLY

The XTP 40 is able to cope with inputs which fluctuate by +/-15% & can be used with the majority of generators.

The machine is housed in a metal case with carry handle & shoulder strap.



KEY FEATURES

- Lightweight 12.6kg
- 40A @ 40% duty cycle
- Generator friendly
- Smart switching dual voltage 110-230V
- Ideal for mesh cutting
- 12mm production cut
- 20mm severance cut
- Supplied with XT4000 plasma torch x 6m & 3m earth cable
- Auto over voltage & over current protection
- Includes built in air pressure regulator
- 3 Years return to base warranty + 3 years servicing plan
- Manufactured to IP23S, ISO/IEC 60974-1, ISO/IEC 60974-6 & RoHS Compliant

PARAMETER	VALUE
Output Current	10-40A DC
Input Voltage	110/230V 1P
Duty Cycle	40A @ 40%
Production Cut Capacity	12mm
Severance Cut Capacity	20mm
Starting Method	Short Circuit
Min Fuse Rating	14.8A @ 110V 18.5A @ 230V
Input Current (Eff)	32A @ 110V 16A @ 230V
KVA	3.7
Generator Size*	5 KVA
Enclosure Protection	IP23S
Dimensions (LxWxH mm)	430 x 170 x 300
Weight (kg)	12.6

*Generator requires AVC

Requires compressor that can deliver 125Lpm @ 5 Bar, 4.5CFM @ 75 PSI

STOCK CODE	DESCRIPTION
XTP40	Inverter Plasma Cutter c/w XT4000 Torch 110/230V

For full package contents see page 328

ACCESSORY INFORMATION:	
STOCK CODE	DESCRIPTION
XTP40-6-CC10	Torch Package 4m Central Connector
CKC403	Earth Cable Clamp Kit 3m
XR935H	Light Reactive Welding Helmet
XTI40AK	Plasma Spares Kit Plastic Box



PARWELD TV
See Parweld Machines in action on Parweld TV, with new machines added regularly

WARRANTY VALID FOR UK & IRELAND ONLY

XT4000 TORCH
See pages 277 for more information.

XTP 63 INVERTER PLASMA CUTTER



VARIABLE OUTPUT

The variable output of the XTP 63 makes it ideal for cutting metals up to 20mm thick. Infinite power control allows the output to be tuned to minimise dross on the cut edges.

The pilot arc automatically re-ignites enabling easy cutting of mesh or perforated materials. Non HF ignition minimises the risk of interference with electronic systems.

GENERATOR FRIENDLY

The XTP 63 is able to cope with inputs which fluctuate by +/-15% & can be used with the majority of generators. The machine is housed in a metal case with carry handle.



KEY FEATURES

- 400V 3 phase
- Lightweight 13kg
- 60A @ 40% duty cycle
- Generator friendly
- Ideal for mesh cutting
- 20mm production cut
- 30mm severance cut
- Supplied with XT4000 plasma torch 6m & 3m earth cable
- Auto over voltage & over current protection
- Includes built in air pressure regulator & pressure gauge
- 3 Years return to base warranty + 3 years servicing plan
- Manufactured to IP23S, ISO/IEC 60974-1, ISO/IEC 60974-6 & RoHS Compliant

PARAMETER

VALUE

PARAMETER	VALUE
Output Current	10-60A
Input Voltage	400V 3P
Duty Cycle	60A @ 40%
Production Cut Capacity	20mm
Severance Cut Capacity	30mm
Starting Method	Short Circuit
Min Fuse Rating	20A
Input Current (Eff)	7.6
KVA	7
Generator Size*	10 KVA
Enclosure Protection	IP23S
Dimensions (LxWxH mm)	450 x 170 x 310
Weight (kg)	13

*Generator requires AVC

Requires compressor that can deliver 125 Lpm @ 5 Bar, 4.5CFM @ 75 PSI

STOCK CODE DESCRIPTION

STOCK CODE	DESCRIPTION
XTP63	Inverter Plasma Cutter c/w XT4000 Torch 400V

For full package contents see page 328

ACCESSORY INFORMATION:

STOCK CODE	DESCRIPTION
XTP40-6-CC10	Torch Package 4m Central Connector
CKC403	Earth Cable Clamp Kit 3m
XTI40AK	Plasma Spares Kit Plastic Box
XR935H	Light Reactive Welding Helmet



PARWELD TV
See Parweld Machines in action on Parweld TV, with new machines added regularly

WARRANTY VALID FOR UK & IRELAND ONLY

XT4000 TORCH
See pages 277 for more information.



XTP 103 INVERTER PLASMA CUTTER



VARIABLE OUTPUT

The variable output of the XTP 103 makes it ideal for cutting metals up to 30mm thick. Infinite power control allows the output to be tuned to minimise dross on the cut edges.

The pilot arc automatically re-ignites enabling easy cutting of mesh or perforated materials. Non HF ignition option minimises the risk of interference with electronic systems.

GENERATOR FRIENDLY

The XTP 103 is able to cope with inputs which fluctuate by +/-15% & can be used with the majority of generators.

The machine is housed in a metal case with carry handles.



KEY FEATURES

- 400V 3 phase
- 100A @ 100% duty cycle
- Generator friendly
- Ideal for mesh cutting
- 30mm production cut
- 50mm severance cut
- CNC interface & HF start
- Supplied with A141 plasma torch 6m & 3m earth cable
- Auto over voltage & over current protection
- Includes built in air pressure regulator & pressure gauge
- Optional XT4000 torch for non HF operation up to 600A
- 3 Years return to base warranty + 3 years servicing plan
- Manufactured to IP23S, ISO/IEC 60974-1, ISO/IEC 60974-6 & RoHS Compliant

PARAMETER	VALUE
Output Current	20-100A
Input Voltage	400V 3P
Duty Cycle	100A @ 100%
Production Cut Capacity	30mm
Severance Cut Capacity	50mm
Starting Method	HF
Min Fuse Rating	32A
Input Current (Eff)	27A
KVA	13
Generator Size*	15 KVA
Enclosure Protection	IP23S
Dimensions (LxWxH mm)	630 x 310 x 540
Weight (kg)	40.6

*Generator requires AVC

STOCK CODE	DESCRIPTION
XTP103	Inverter Plasma Cutter c/w A141 Torch 400V

For full package contents see page 328

ACCESSORY INFORMATION:	
STOCK CODE	DESCRIPTION
XTA141-6-CC7	Hand Torch Package 6m Central Connector
XTA141M-6-CC7	Machine Torch 6m Central Connector
CKC403	Earth Cable Clamp Kit 3m
XTI10AK	Plasma Spares Kit Plastic Box
XR935H	Light Reactive Welding Helmet
XTDF	High Performance Air Filter
XTFE	Filter Cartridge (use with XTDF)

Requires compressor that can deliver 200 Lpm @ 5 Bar, 7CFM @ 75 PSI



PARWELD TV
See Parweld Machines in action on Parweld TV, with new machines added regularly

WARRANTY VALID FOR UK & IRELAND ONLY

A141 TORCH
See pages 283 for more information.

XTT 182DV TIG INVERTER



- INDUSTRIAL USE
- DC OUTPUT
- LIFT ARC
- TIG MODE
- ADJUSTABLE ARC FORCE

DC OUTPUT

The dual voltage XTT 182DV has a DC output and is suitable for welding alloy, non alloy steels, stainless steel and titanium.

TIG Mode - Materials up to 5mm can be welded with ease. MMA Mode - Electrodes up to 4.8mm can be used with ease.

TIG WELDING

The XTT 182DV can be used for TIG welding and is suitable for welding steel and stainless steel using the HF start circuit. The latching trigger function improves operator comfort allowing the trigger to be released during long welds.

GENERATOR FRIENDLY

The XTT 182DV is able to cope with inputs which fluctuate by +/-15% and can be used with the majority of generators.

The machine is housed in a metal case with integrated carry handle and shoulder strap. A carry case is available as an optional extra.



KEY FEATURES

- Dual voltage 110/230V
- Lightweight 7.8kg
- 180A @ 60% duty cycle
- Generator friendly
- Easy electrode re-striking with hot start (MMA)
- HF arc starting
- Adjustable post flow (TIG mode)
- Supplied with 3m earth lead
- Latching trigger option (TIG mode)
- Adjustable downslope (TIG mode)
- Connections 35-50mm dinse
- 3 Years return to base warranty + 3 years servicing plan
- Manufactured to IP23S, ISO/IEC 60974-1, ISO/IEC 60974-6 & RoHS Compliant

PARAMETER	VALUE
Output Current	10-180A DC
Input Voltage	110/230V 1P
Duty Cycle	180A @ 60%
Up Slope Function	Fixed
Down Slope Function	0-10s
Pre-flow Function	Fixed
Post Flow Function	0-10s
Min Fuse Rating	32A @ 110V 16A @ 230V
Input Current (Eff)	21A @ 110V 17.5A @ 230V
KVA	3.6
Generator Size*	5 KVA
Enclosure Protection	IP23S
Dimensions (LxWxH mm)	455 x 130 x 230
Weight (kg)	7.8

*Generator requires AVC

STOCK CODE	DESCRIPTION
XTT182DV	180A DC TIG Inverter Dual Voltage
XTT182DV-P1	Inverter c/w PRO26 TIG Torch Package

For full package contents see page 329

ACCESSORY INFORMATION:	
STOCK CODE	DESCRIPTION
PRO26-	Pro-Grip Max® TIG 200A Air
12SIBD19	Cooled Torch 12.5ft
CKE403	Electrode Holder Cable Kit 3m
CKC403	Earth Cables Clamp Kit 3m
ERC19	5 Pin XT1 Inverter Plug
D3595-1-1	TIG Adaptor
E700123	Regulator Single Stage 2 Gauge
WP26AK	TIG Spares Kit in Plastic Case
XR935H	Light Reactive Welding Helmet
XTI903T	Foot Control
FC10-19	Pro Foot control
XTICL	Large Carry Case



PARWELD TV
See the XTT 182DV in action on Parweld TV, Parweld's exclusive YouTube Channel

NEW - PRO FOOT CONTROL
See pages 327 for more information.

WARRANTY VALID FOR UK & IRELAND ONLY

PRO26 TORCH
See pages 202 for more information.

XTT 200 DC PULSED TIG INVERTER



- TIG WELDS STEEL & STAINLESS STEEL TO 6MM
- ADJUSTABLE TIG PARAMETERS
- PULSE FUNCTION FOR SUPERIOR ARC CONTROL

KEY FEATURES

- 230V input
- 200A @ 30% duty cycle
- Variable pulse frequency
- HF arc starting
- Digital control
- Generator friendly
- Easy electrode striking with arc force (MMA)
- Easy electrode re-striking with hot start (MMA)
- Supplied with 3m earth lead
- Connections 35-50mm dinse
- Sturdy metal case
- 3 Years return to base warranty + 3 years servicing plan
- Manufactured to IP23S, ISO/IEC 60974-1, ISO/IEC 60974-6 & RoHS Compliant

DC OUTPUT

The XTT 200 DCP has a DC output and is suitable for welding alloy, non alloy steels, stainless steel and titanium.

TIG Mode - Materials up to 6mm can be welded with ease. MMA Mode - Electrodes up to 4.8mm can be used with ease.

TIG WELDING

The XTT 200 DCP is suitable for TIG welding steel and stainless steel using the HF start circuit.

Adjustable power pulsing allows reduced heat input and increased penetration.

GENERATOR FRIENDLY

The XTT 200 DCP is able to cope with inputs which fluctuate by +/-15% & can be used with the majority of generators.

The machine is housed in a metal case with integrated carry handle & shoulder strap.

A carry case is available as an optional extra.



PARAMETER	VALUE
Output Current	10-200A DC
Input Voltage	230V 1P
Duty Cycle	200A @ 30%
Up Slope Function	0-5s
Down Slope Function	0-5s
Pre-flow Function	0-1s
Post Flow Function	3-10s
Pulse Frequency	0.5-100Hz
Min Fuse Rating	16A
Input Current (Eff)	18.9A
KVA	3.6
Generator Size*	5 KVA
Enclosure Protection	IP23S
Dimensions (LxWxH mm)	376 x 136 x 230
Weight (kg)	8.0

*Generator requires AVC

STOCK CODE	DESCRIPTION
XTT200DCP	200A DC Pulsed TIG Inverter 230V
XTT200DCP-P1	TIG Inverter with PRO26 Torch Package & Regulator

For full package contents see page 329

ACCESSORY INFORMATION:	
STOCK CODE	DESCRIPTION
PRO26-	Pro-Grip Max® TIG 200A Air
12S1BD19	Cooled Torch 12.5ft
CKE403	Holder with 3m Lead
CKC403	Earth Cables Clamp Kit 3m
D3595-1-1	TIG Adaptor
E700123	Argon Regulator Single Stage 2 Gauge
WP26AK	TIG Spares Kit in Plastic Case
ERC19	5 Pin XTT Inverter Plug
XR935H	Light Reactive Welding Helmet
XTICC	Carry Case



PARWELD TV

See the XTT 200DC in action on Parweld TV, Parweld's exclusive YouTube Channel

WARRANTY VALID FOR UK & IRELAND ONLY

PRO26 TORCH
See pages 202 for more information.

XTT 207 DV PULSED TIG INVERTER



KEY FEATURES

- Dual voltage 110-230V 1P
- Lightweight 8kg
- 200A @ 35% duty cycle
- Generator friendly
- TIG welds steel & stainless steel to 6mm
- Adjustable TIG parameters
- Pulse function for superior arc control
- Supplied with 3m earth lead
- Latching trigger option (TIG mode)
- Adjustable down slope option (TIG mode)
- Connections 35-50mm dinse
- 3 Years return to base warranty + 3 years servicing plan
- Manufactured to IP23S, ISO/IEC 60974-1, ISO/IEC 60974-6 & RoHS Compliant

PARWELD TV

See Parweld Machines in action on Parweld TV, with new machines added regularly

DC OUTPUT

The XTT 207 DV has a DC output and is suitable for welding alloy, non alloy steels, stainless steel and titanium.

TIG Mode - Materials up to 6mm can be welded with ease. MMA Mode - Electrodes up to 4.8mm can be used with ease.

TIG WELDING

The XTT 207 DV is suitable for TIG welding steel and stainless steel using the HF start circuit.

Adjustable power pulsing allows reduced heat input and increased penetration.

GENERATOR FRIENDLY

The XTT 207 DV is able to cope with inputs which fluctuate by +/-15% & can be used with the majority of generators.

The machine is housed in a metal case with integrated carry handle & shoulder strap.

A carry case is available as an optional extra.



PARAMETER	VALUE
Output Current	5-200A @ 230V 5-160A @ 110V
Input Voltage	110/230V 1P
Duty Cycle	200A @ 35% 230V 160A @ 40% 110V
Up Slope Function	0-5s
Down Slope Function	0-5s
Pre-flow Function	0-1s
Post Flow Function	3-10s
Pulse Frequency	0.5-100Hz
Min Fuse Rating	32A @ 110V 16A @ 230V
Input Current (Eff)	28.5A @ 110V 16A @ 230V
KVA	3.6
Generator Size*	5 KVA
Enclosure Protection	IP23S
Dimensions (LxWxH mm)	376 x 136 x 240
Weight (kg)	8.0

*Generator requires AVC

WARRANTY VALID FOR UK & IRELAND ONLY

STOCK CODE	DESCRIPTION
XTT207DV	200A DC Pulsed TIG Inverter DV 110/230V
XTT207DV-P1	TIG Inverter with PRO26 Torch Package & Regulator

For full package contents see page 329

ACCESSORY INFORMATION:

STOCK CODE	DESCRIPTION
PRO26-	Pro-Grip® 200A Air Cooled
12S3BD18	Torch x 12.5ft
CKE403	Electrode Holder Cable Kit 3m
CKC403	Earth Cables Clamp Kit 3m
D3595-1-1	TIG Adaptor
E700123	Regulator Single Stage 2 Gauge
WP26AK	TIG Spares Kit in Plastic Case
ERC18	Trigger Plug
XR935H	Light Reactive Welding Helmet
TR005	Trolley (air cooled)
TR003	Trolley (water cooled)
XTS904	Water Cooler

PRO26 TORCH

See pages 202 for more information.

NEW

XTT 202P AC/DC PULSED TIG INVERTER



TIG WELDS STEEL & STAINLESS STEEL TO 6MM
- ADJUSTABLE TIG PARAMETERS
- PULSE FUNCTION FOR SUPERIOR ARC CONTROL

NEW - PRO FOOT CONTROL
 See pages 327 for more information.

AC/DC OUTPUT

The XTT 202P can be used in both AC and DC modes for TIG or MMA welding allowing the welding of virtually any metal.

Square wave AC output and power pulsing maximises productivity whilst reducing heat output.

The majority of steels can be welded in DC mode quickly using the pulse power function. The AC mode allows the welding of aluminium and magnesium alloys.

The square wave output and adjustable frequency maximises the arc energy offering high welding speeds when coupled with the power pulsing function.



STOCK CODE	DESCRIPTION
XTT202P	200A AC/DC Pulsed TIG Inverter 230V
XTT202P-P1	Inverter c/w PRO26 Torch & Regulator
XTT202P-P1T	Inverter c/w PRO26 Torch, Regulator & Trolley (TR005)
XTT202P-P1WT	Inverter c/w PRO20 Torch, Regulator, Water Cooler & Trolley (TR005)

For full package contents see page 329

KEY FEATURES

- 230V input
- 200A @ 25% duty cycle
- Square wave AC TIG mode
- Variable AC frequency
- Variable pulse frequency
- HF arc starting
- Digital control
- Optional foot control
- Generator friendly
- Adjustable downslope (TIG mode)
- Supplied with 3m earth lead
- Connections 35-50mm dinse
- 3 Years return to base warranty + 3 years servicing plan
- Manufactured to IP23S, ISO/IEC 60974-1, ISO/IEC 60974-6 & RoHS Compliant

PARAMETER	VALUE
Output Current	5-200A DC 10-200A AC
Input Voltage	230V 1P
Duty Cycle	200A @ 25%
Up Slope Function	0-10s
Down Slope Function	0-10s
Pre-flow Function	0-10s
Post Flow Function	0-10s
Pulse Frequency	250Hz
Min Fuse Rating	16A
Input Current (Eff)	18A
KVA	3.6
Generator Size*	5 KVA
Enclosure Protection	IP23S
Dimensions (LxWxH mm)	480 x 240 x 400
Weight (kg)	22

ACCESSORY INFORMATION:

STOCK CODE	DESCRIPTION
CKE403	Electrode Holder Cable Kit 3m
CKC403	Earth Cables Clamp Kit 3m
PRO26-12S3BD18	Pro-Grip® 200A Air Cooled Torch x 12.5ft
PRO20-12S3DQ18	Pro-Grip® 250A Water Cooled Torch x 12.5ft
D3595-1-1	TIG Adaptor
E700123	Regulator Single Stage 2 Gauge
WP20AK	TIG Spares Kit in Plastic Case
WP26AK	TIG Spares Kit in Plastic Case
ERCP18	Trigger Plug
XR935H	Light Reactive Welding Helmet
TR005	Trolley (air cooled)
TR003	Trolley (water cooled)
XTS904	Water Cooler
XTI903T	Foot Control
FC10-18	Pro Foot control

*Generator requires AVC



PARWELD TV
 See the XTT 202P AC/DC in action on Parweld TV, Parweld's exclusive YouTube Channel

PRO26 TORCH
 See pages 202 for more information.

WARRANTY VALID FOR UK & IRELAND ONLY

XTT 250 DC P PULSED TIG INVERTER



- TIG WELDS STEEL & STAINLESS STEEL TO 8MM
- FULL TIG PARAMETER ADJUSTMENT
- PULSE FUNCTION FOR SUPERIOR ARC CONTROL

DC OUTPUT

The XTT 250 DC P can be used for TIG or MMA welding allowing the welding of a wide range of steels and alloys.

DC output and power pulsing maximises productivity whilst reducing heat output.

The majority of steels can be welded in DC mode quickly using the pulse power function, giving the flexibility of reducing heat input or increasing the welding speed and weld penetration at higher pulse frequencies. Materials up to 8mm can be TIG welded, and thicker using MMA.



STOCK CODE	DESCRIPTION
XTT250DCP	250A DC Pulsed TIG Inverter 400V
XTT250DCP-P1	Inverter c/w PRO26 Torch & Regulator
XTT250DCP-P2	Inverter c/w PRO20 Torch & Regulator
XTT250DCP-P1T	Inverter c/w PRO26 Torch, Regulator & Trolley
XTT250DCP-P2WT	Inverter c/w PRO20 Torch, Regulator, Water Cooler & Trolley

For full package contents see page 329

KEY FEATURES

- 400V 3 phase input
- 250A @ 40% duty cycle
- DC power pulsing
- HF arc starting
- Digital control
- Generator friendly
- Adjustable upslope/ downslope (TIG mode)
- Start current & crater fill in 4T mode
- Supplied with 3m earth lead
- Connections 35-50mm dinse
- 3 Years return to base warranty + 3 years servicing plan
- Manufactured to IP23S, ISO/IEC 60974-1, ISO/IEC 60974-6 & RoHS Compliant

PARAMETER	VALUE
Output Current	5-250A DC
Input Voltage	400V 3P
Duty Cycle	250A @ 40%
Up Slope Function	0-5s
Down Slope Function	0-5s
Pre-flow Function	0-10s
Post Flow Function	0-10s
Pulse Rating	0.5-100Hz
Min Fuse Rating	16A
Input Current (Eff)	8.6A
KVA	9.7
Generator Size*	12 KVA
Enclosure Protection	IP23S
Dimensions (LxWxH mm)	404 x 170 x 296
Weight (kg)	10.5

*Generator requires AVC

ACCESSORY INFORMATION:

STOCK CODE	DESCRIPTION
CKE403	Electrode Holder Cable Kit 3m
CKC403	Earth Cables Clamp Kit 3m
PRO26-12S3BD18	Pro-Grip® 200A Air Cooled Torch x 12.5ft
PRO20-12S3DQ18	Pro-Grip® 250A Water Cooled Torch x 12.5ft
D3595-1-1	TIG Adaptor
E700123	Regulator Single Stage 2 Gauge
WP20AK	TIG Spares Kit in Plastic Case
WP26AK	TIG Spares Kit in Plastic Case
ERCP18	Trigger Plug
XR935H	Light Reactive Welding Helmet
TRO05	Trolley (air cooled)
TRO03	Trolley (water cooled)
XTS905	Water Cooler



PARWELD TV
See Parweld Machines in action on Parweld TV, with new machines added regularly

WARRANTY VALID FOR UK & IRELAND ONLY

PRO26 TORCH
See pages 202 for more information.



XTT 353P AC/DC PULSED TIG INVERTER



- TIG WELDS ANY METAL UP TO 9MM
- FULL TIG PARAMETER ADJUSTMENT
- PULSE FUNCTION FOR SUPERIOR ARC CONTROL

NEW - PRO FOOT CONTROL
See pages 327 for more information.

AC/DC OUTPUT

The XTT 353P AC/DC can be used in both AC and DC modes for TIG or MMA welding allowing the welding of virtually any metal.

Square wave AC output and power pulsing maximises productivity whilst reducing heat output.

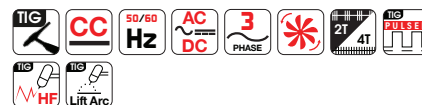
The majority of steels can be welded in DC mode quickly using the pulse power function. The AC mode allows the welding of aluminium and magnesium alloys.



The square wave output maximises adjustable frequency maximises the arc energy, offering high welding speeds when coupled with the power pulsing function.

GENERATOR FRIENDLY

The XTT 353P AC/DC is able to cope with inputs which fluctuate by +/-15% & can be used with the majority of generators.



STOCK CODE	DESCRIPTION
XTT353P	350A AC/DC TIG Inverter 400V
XTT353P-P1	Inverter c/w PRO26 Torch & Regulator
XTT353P-P1W	Inverter c/w PRO18 Torch, Regulator, Water Cooler, Trolley & Coolant
XTT353P-P1WT3	Inverter c/w PRO20 Torch, Regulator, Water Cooler, Trolley & Coolant

For full package contents see page 329

KEY FEATURES

- 400V 3 phase input
- 350A @ 50% duty cycle
- Square wave AC TIG mode
- Variable AC frequency
- Variable pulse frequency
- HF arc starting
- Digital control
- Optional foot control
- Supplied with 3m earth lead
- Connections 35-50mm dinse
- 3 Years return to base warranty + 3 years servicing plan
- Manufactured to IP23S, ISO/IEC 60974-1, ISO/IEC 60974-6 & RoHS Compliant

PARAMETER	VALUE
Output Current	5-350A DC 10-350A AC
Input Voltage	400V 3P
Duty Cycle	350A @ 50%
Up Slope Function	0-10s
Down Slope Function	0-10s
Pre-flow Function	0-10s
Post Flow Function	0-10s
Pulse Rating	0.5-200Hz
AC Frequency	50-250Hz [†]
Min Fuse Rating	16A
Input Current (Eff)	17.1A
KVA	11
Generator Size*	13 KVA
Enclosure Protection	IP23S
Dimensions (LxWxH mm)	606 x 315 x 540
Weight (kg)	38

*Generator requires AVC
[†]AC frequency range restricted at higher amperages

ACCESSORY INFORMATION:

STOCK CODE	DESCRIPTION
PRO18-	Pro-Grip® 350A Water
12S3DQ18	Cooled Torch 12.5ft
PRO20-	Pro-Grip® 250A Water
12S3DQ18	Cooled Torch 12.5ft
CKE403	Electrode Holder Cable Kit 3m
CKC403	Earth Cables Clamp Kit 3m
XTI 902D	Foot Control – Digital Machines
FC10-18	Pro Foot control
D3595-1-1	TIG Adaptor
E700123	Regulator Single Stage 2 Gauge
WP20AK	TIG Spares Kit Plastic Case
WP18AK	TIG Spares Kit Plastic Case
ERCP18	Trigger Plug
XR935H	Light Reactive Welding Helmet
XTSH-75-353	Hook Up Kit 0.75m
XTS905	Water Cooler 400V
TR003	Trolley



PARWELD TV
See Parweld Machines in action on Parweld TV, with new machines added regularly

WARRANTY VALID FOR UK & IRELAND ONLY

PRO18 TORCH
See pages 210 for more information.

XTT 503P AC/DC PULSED TIG INVERTER



- TIG WELDS ANY METAL UP TO 12MM
- TIG PARAMETER ADJUSTMENT
- PULSE FUNCTION FOR SUPERIOR ARC CONTROL

NEW - PRO FOOT CONTROL
See pages 327 for more information.

AC/DC OUTPUT

The XTT 503 AC/DC can be used in both AC and DC modes for TIG or MMA welding allowing the welding of virtually any metal.

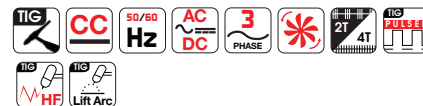
Square wave AC output and power pulsing maximises productivity whilst reducing heat output.

The majority of steels can be welded in DC mode quickly using the pulse power function. The AC mode allows the welding of aluminium and magnesium alloys.

The square wave output and adjustable frequency maximises the arc energy offering high welding speeds when coupled with the power pulsing function.

GENERATOR FRIENDLY

The XTT 503 AC/DC is able to cope with inputs which fluctuate by +/-15% and can be used with the majority of generators.



STOCK CODE	DESCRIPTION
XTT503AC/DC	500A AC/DC TIG Inverter 400V
XTT503AC/DC-P1	Inverter c/w PRO18 Torch & Regulator
XTT503AC/DC-P1W	Inverter & PRO18, Regulator, XTS905, Water Cooler, Trolley & Coolant

For full package contents see page 329

KEY FEATURES

- 400V 3 phase input
- 500A @ 60% duty cycle
- Square wave AC TIG mode
- Variable AC & pulse frequency
- HF arc starting
- Adjustable downslope (TIG mode)
- Optional foot control
- Easy electrode striking with arc force & re-striking with hot start (MMA)
- Adjustable downslope (TIG mode)
- Supplied with 3m earth lead
- Connections 35-50mm dinse
- 3 Years return to base warranty + 3 years servicing plan
- Manufactured to IP23S, ISO/IEC 60974-1, ISO/IEC 60974-6 & RoHS Compliant

PARAMETER	VALUE
Output Current	10-500A DC 15-500A AC
Input Voltage	400V 3P
Duty Cycle	500A @ 60%
Up Slope Function	0-10s
Down Slope Function	0-10s
Pre-flow Function	0-10s
Post Flow Function	0-10s
Pulse Rating	0.5-200Hz
AC Frequency	50-250Hz [†]
Min Fuse Rating	32A
Input Current (Eff)	31A
KVA	12
Generator Size*	15 KVA
Enclosure Protection	IP23S
Dimensions (LxWxH mm)	735 x 360 x 655
Weight (kg)	54

*Generator requires AVC

[†]AC frequency range restricted at higher amperages

ACCESSORY INFORMATION:

STOCK CODE	DESCRIPTION
PRO18-	Pro-Grip Max [®] TIG 350A
12S3DQ18	Water Cooled Torch 12.5ft
PRO20-	Pro-Grip Max [®] TIG 250A
12S3DQ18	Water Cooled Torch 12.5ft
CKE403	Electrode Holder Cable Kit 3m
CKC403	Earth Cables Clamp Kit 3m
XTI 902D	Foot Control – Digital Machines
FC10-18	Pro Foot control
D3595-1-1	TIG Adaptor
E700123	Regulator Single Stage 2 Gauge
WP20AK	TIG Spares Kit Plastic Case
WP18AK	TIG Spares Kit Plastic Case
ERCP18	Trigger Plug
XR935H	Light Reactive Welding Helmet
XTSH1-353	Hook Up Kit 1m
XTS905	Water Cooler 400V
TR003	Trolley



PARWELD TV
See Parweld Machines in action on Parweld TV, with new machines added regularly

WARRANTY VALID FOR UK & IRELAND ONLY

PRO18 TORCH
See pages 210 for more information.



XTM 161I SINGLE PHASE MIG INVERTER

NEW



- GAS OR GASLESS OPERATION
- COMPACT AND PORTABLE
- 2T/4T TRIGGER LATCHING
- 5KG SPOOL

KEY FEATURES

- 230V single phase
- 160A @ 40% duty cycle
- Compact and portable
- Synergic MIG
- Lift TIG and MMA
- Accepts 5kg (200mm) spools
- IP23S
- Supplied with 3m Earth Lead
- 2T/4T trigger latching
- 3 Years return to base warranty + 3 years servicing plan
- Manufactured to IP23S, ISO/IEC 60974-1, ISO/IEC 60974-6 & RoHS compliant

DC OUTPUT

The smooth DC output ensures excellent arc characteristics. Materials up to 4mm can be welded with ease. Synergic control provides rapid setting. Lightweight construction means the machine is easily portable, and the removable Euro connection torch makes for easy transport and storage. Can be used in MMA, Lift TIG, MIG manual and synergic with or without GAS. Wire sizes of 0.6-0.8mm can be used with ease.

GENERATOR FRIENDLY

The XTM 161I is able to cope with inputs which fluctuate by +/-15% & can be used with the majority of generators. The machine is housed in a steel case with an integrated carry handle.



PARAMETER	VALUE
Style	Portable
Machine Type	Inverter
Max Current	160A DC
Wire Feed Speed	2-15m/min
Voltage	13.5-22V
Spool Size	200mm (5kg) 100mm (1kg)
Feed Box	2R
Wire Size	0.6-0.8mm
Duty Cycle	160A @ 40%
Input Voltage	230V 1P
Min Fuse Rating	16A
Input Current (Eff)	16.3A
KVA	3.6
Generator Size*	5 KVA
Enclosure Protection	IP23S
Dimensions (LxWxH mm)	469 x 223 x 421
Weight (kg)	15.5

*Generator requires AVC

STOCK CODE	DESCRIPTION
XTM161I	160A MIG Inverter 230V
XTM161I-P1	Machine c/w MIG Torch and Regulator
XTM161I-P2	Machine c/w TIG Torch and Electrode Lead

For full package contents see page 330

ACCESSORY INFORMATION:	
STOCK CODE	DESCRIPTION
ECR1500-30ER	Eco-Grip Max [®] MIG 150A Torch 3m
XP200A-30E	XP8 200A MIG Torch
WP17V-12-2IX	Tig Torch x 12ft Air Cooled
CKE203i	Electrode Holder Cable Kit
CKC203i	Earth Cables Clamp Kit 3m
E700123	Argon Regulator Single Stage 2 Gauge
XR935H	Light Reactive Welding Helmet



PARWELD TV
See Parweld Machines in action on Parweld TV, with new machines added regularly

WARRANTY VALID FOR UK & IRELAND ONLY

ECO-GRIP MAX[®] 150A TORCH
See pages 48 for more information.

XTM 182I SINGLE PHASE COMPACT MIG INVERTER



MULTI MODE

The XTM 182I is capable of welding up to 6mm thick material.

The synergic control allows rapid setup of the welding process.

TIG & MMA WELDING

The multi-mode inverter also allows MMA and TIG welding.



KEY FEATURES

- 230V single phase
- 180A @ 20% duty cycle
- Compact & portable
- Synergic control
- Trolley with built in storage drawer
- Dual digital display
- Accepts 15kg (300mm) spools
- IP23S
- Supplied with 3m earth lead
- 2T/4T trigger latching, separate button
- 3 Years return to base warranty + 3 years servicing plan
- Manufactured to IP23S, ISO/IEC 60974-1, ISO/IEC 60974-6 & RoHS Compliant

FEED ROLL KITS AVAILABLE
See pages 332 for more information.

PARWELD TV
See Parweld Machines in action on Parweld TV, with new machines added regularly

PARAMETER	VALUE
Style	Compact
Machine Type	Inverter
Max Current	180A DC
Wire Feed Speed	2-15m/min
Voltage	18-26.5V
Spool Size	300mm (15kg)
Feed Box	4R
Wire Size	0.6-1.0mm
Duty Cycle	180A @ 20%
Input Voltage	230V 1P
Min Fuse Rating	32A
Input Current (Eff)	32A
KVA	7.36
Generator Size*	10 KVA
Enclosure Protection	IP23S
Dimensions (LxWxH mm)	1020 x 470 x 930
Weight (kg)	52

*Generator requires AVC

WARRANTY VALID FOR UK & IRELAND ONLY

STOCK CODE	DESCRIPTION
XTM182I	180A MIG Inverter 230V
XTM182I-P1	Machine with MIG Torch & Regulator

For full package contents
see page 330

ACCESSORY INFORMATION:	
STOCK CODE	DESCRIPTION
ECR1500-30ER	Eco-Grip Max® 150A MIG Torch 3m
ECR2500-30ER	Eco-Grip Max® 250A MIG Torch 3m
XP200A-30E	XP8 200A MIG Torch
CKE403	Electrode Holder Cable Kit 3m
CKC403	Earth Cables Clamp Kit 3m
E700123	Argon Regulator Single Stage 2 Gauge
WP17V-12-2I	WP17V Torch Package 12.5ft
XR935H	Light Reactive Welding Helmet

ECO-GRIP MAX® 150A TORCH
See pages 48 for more information.



XTM 201I SINGLE PHASE MIG INVERTER

NEW



- MULTI PROCESS MIG/MMA/ LIFT TIG
- SYNERGIC CONTROL
- DUAL DIGITAL DISPLAY
- STORAGE DRAWER

DC OUTPUT

The smooth DC output ensures excellent arc characteristics. Materials up to 4mm can be welded with ease. Synergic control provides rapid setting. Lightweight construction means the machine is very portable and the removable Euro connection torch makes for easy transport and storage. Can be used in MMA, Lift TIG, MIG manual and synergic with or without GAS. Wire sizes of 0.8-1.0mm can be used with ease.

GENERATOR FRIENDLY

The XTM 201I is able to cope with inputs which fluctuate by +/-15% & can be used with the majority of generators. The machine is housed in a steel case with an integrated carry handle.



KEY FEATURES

- 230V single phase
- 200A @ 25% duty cycle
- Compact and portable
- Synergic MIG
- Lift TIG and MMA
- Accepts 5kg (200mm) spools
- IP23S
- Supplied with 3m Earth Lead
- 2T/4T trigger latching
- 3 Years return to base warranty + 3 years servicing plan
- Manufactured to IP23S, ISO/IEC 60974-1, ISO/IEC 60974-6 & RoHS compliant

PARAMETER	VALUE
Style	Portable
Machine Type	Inverter
Max Current	200A DC
Wire Feed Speed	2-18m/min
Voltage	18-26.5V
Spool Size	200mm (5kg) 100mm (1kg)
Feed Box	2R
Wire Size	0.8-1.0mm
Duty Cycle	200A @ 25%
Input Voltage	230V 1P
Min Fuse Rating	16A
Input Current (Eff)	18A
KVA	10.35
Generator Size*	7 KVA
Enclosure Protection	IP23S
Dimensions (LxWxH mm)	469 x 223 x 421
Weight (kg)	15.5

*Generator requires AVC

STOCK CODE	DESCRIPTION
XTM201I	200A MIG Inverter 230V
XTM201I-P1	Machine c/w MIG Torch and Regulator
XTM201I-P2	Machine c/w TIG Torch and Electrode Lead

For full package contents see page 330

ACCESSORY INFORMATION:	
ECR1500-30ER	Eco-Grip Max® 150A MIG Torch 3m
ECR2500-30ER	Eco-Grip Max® 250A MIG Torch 3m
XP200A-30E	XP8 200A MIG Torch
WP17V-12-2IX	Tig Torch x 12ft Air Cooled
CKE203i	Electrode Holder Cable Kit
CKC203i	Earth Cables Clamp Kit 3m
E700123	Argon Regulator Single Stage 2 Gauge
XR935H	Light Reactive Welding Helmet

ECO-GRIP MAX® 150A TORCH
See pages 48 for more information.

FEED ROLL KITS AVAILABLE

See pages 332 for more information.



PARWELD TV

See Parweld Machines in action on Parweld TV, with new machines added regularly

WARRANTY VALID FOR UK & IRELAND ONLY

XTM201DI MULTI-PROCESS INVERTER

- An innovative digital interface allows machine set up with minimal process knowledge.
- Ideal for site work, maintenance and repair.
- Welds stainless steels, steels and aluminium using MIG, DC TIG or MMA.



THE ONLY MACHINE YOU NEED



XTM 201DI MULTI-PROCESS DIGITAL INVERTER

INTRODUCING THE NEW XTM 201DI MULTI-PROCESS MIG INVERTER

MIG, DC TIG or MMA, this machine does it all. Ideal for welding a range of materials, the XTM 201Di allows the welding of steels, stainless steels and aluminium using MIG, DC TIG or MMA processes

The multi-language digital user interface rapidly gets you to the correct machine setting with minimal process knowledge, on site or in the workshop.

The helpful display guides the user through machine set up, from how to connect the machine for the chosen process, right through to the correct settings for the particular material thickness.

The machine package includes a remote control MIG torch which allows MIG parameter adjustment directly from the torch.



KEY FEATURES

- Smart switching dual voltage 110-230V
- Accepts 5kg (200mm) or 1kg (100mm) spools
- Supplied with MMA lead set, input cable and gas hose
- Rapid synergic setup for MIG, TIG & MMA welding
- Adjust voltage & wire speed from the torch
- Easy to follow digital user interface
- MIG weld with or without gas
- Display visible in sunlight
- Replaceable screen protector
- MIG weld down to 0.9mm thick material
- 3 Years return to base warranty + 3 years servicing plan
- Manufactured to IP23S, ISO/IEC 60974-1, ISO/ IEC 60974-6 & RoHS Compliant



THE ONLY MACHINE YOU NEED

WARRANTY VALID FOR UK & IRELAND ONLY



PARWELD TV

See the XTM 201Di in action on Parweld TV, Parweld's exclusive YouTube Channel

PARAMETER	VALUE
Style	Portable
Machine Type	Inverter MIG/TIG/MMA
Wire Feed Speed	3.5 - 21m/min
Voltage	MIG - 14.5-24V
	TIG - 10.4-18V
	MMA - 20.4-28V
Spool Size	200mm (5kg)
	100mm (1kg)
Feed Box	2R
Wire Size	0.6-1.0mm
Duty Cycle	200A @ 25%
Input Voltage	110V/230V
Max Current	140A/200A
Min Current	30A (MIG), 10A (TIG)
Fuse Rating	32A @ 110V
	16A @ 230V
Input Current (Eff)	32A @ 110V
	26A @ 230V
KVA	3.7
Generator Size*	12 KVA
Enclosure Protection	IP23S
Dimensions (LxWxH mm)	490 x 220 x 430
Weight (kg)	17.5

*Generator requires AVC



STOCK CODE	DESCRIPTION
XTM201Di	200A Multi Process Inverter
XTM201Di-PE	Inverter c/w control MIG torch & MIG wire package
XTM201Di-P1	Inverter c/w control MIG torch, MIG wire & regulator package
XTM201Di-P2	Inverter c/w control MIG torch, Pro TIG torch, MIG wire & regulator package
XTM201Di-T	Inverter c/w trolley package
XTM201Di-P1T	Inverter c/w control MIG torch, MIG wire, regulator & trolley package
XTM201Di-PTE	Inverter c/w control MIG torch, MIG wire & trolley package
XTM201Di-P2T	Inverter c/w control MIG torch, Pro TIG torch, MIG wire, regulator & trolley package

For full package contents see page 330

ACCESSORY INFORMATION:	
STOCK CODE	DESCRIPTION
XTM201Di-AL	Aluminium MIG Welding Starter Kit c/w 0.8-1.0 U Roller & Teflon Liner 3m, 1.0mm Contact Tip
PRO17-12S1MPGD	PRO17 TIG Torch 12ft Single Trigger c/w 1.6mm Tungsten & 11mm Nozzle
PRO2500-30ER4	250A Remote Control MIG Torch 3m - 4 Button Control
XR935H	Light Reactive Welding Helmet

PRO-GRIP MAX® CONTROL HANDLE
See pages 64 for more information.



XTM 252I SYNERGIC MIG INVERTER



The Parweld XTM 252I offers the light fabrication industries quality welding performance at a competitive price.

MULTI MODE

The XTM 252I is capable of welding up to 8mm thick material.

The synergic control allows rapid setup of the welding process.

TIG & MMA WELDING

The multi-mode inverter also allows MMA and TIG welding.

RELIABLE FEEDING

The 4 Roll Geared aluminium feed box ensures reliable feeding of 0.8mm and 1.2mm wires.

The XTM 252I full size cabinet can accept a full height gas cylinder and its large wheels means it can be moved from job to job.



KEY FEATURES

- 230V single phase
- 250A @ 30% duty cycle
- 4 roll drive
- Forced air fan cooling
- Infinitely variable voltage
- Synergic welding with rapid set up
- Overload warning indicator
- Holds 15kg wire spools
- Stand for full size gas cylinder
- On/off switch
- Supplied with 3m earth lead
- 3 Years return to base warranty + 3 years servicing plan
- Manufactured to IP23S, ISO/IEC 60974-1, ISO/IEC 60974-6 & RoHS Compliant

PARAMETER	VALUE
Style	Compact
Machine Type	Inverter
Max Current	250A DC
Wire Feed Speed	2-18 m/min
Voltage	18-26.5V
Spool Size	300mm (15kg)
Feed Box	4R
Wire Size	0.8-1.2mm
Duty Cycle	250A @ 30%
Input Voltage	230V 1P
Min Fuse Rating	20A
Input Current (Eff)	45A
KVA	10.35
Generator Size*	12 KVA
Enclosure Protection	IP23S
Dimensions (LxWxH mm)	1020 x 470 x 930
Weight (kg)	53

*Generator requires AVC

STOCK CODE	DESCRIPTION
XTM252I	Synergic MIG Inverter Machine 230V
XTM252I-P1	Inverter c/w MIG Torch & Regulator

For full package contents see page 330

ACCESSORY INFORMATION:

STOCK CODE	DESCRIPTION
XP200A-30E	XP8 200A MIG Torch 3m
XP300A-30E	XP8 300A MIG Torch 3m
WP17V-12-2IX	WP17V TIG Torch x 12.5ft
CKE403	Electrode Holder Cable Kit 3m
CKC403	Earth Cables Clamp Kit 3m
E700123	Regulator 300 Bar SS 2G
706101	Flow Meter Mixed Gas 25lpm
806001	Gas Flow Tester
XR935H	Light Reactive Welding Helmet

FEED ROLL KITS AVAILABLE
See pages 332 for more information.



PARWELD TV
See Parweld Machines in action on Parweld TV, with new machines added regularly

WARRANTY VALID FOR UK & IRELAND ONLY

XP8 200A TORCH
See pages 22 for more information.

XTM 254I SYNERGIC MIG INVERTER



The Parweld XTM 254I offers large fabrication industries quality welding performance.

SYNERGIC CONTROL

The synergic control allows rapid machine setup saving time, and the infinite control allows the perfect combination of voltage and amperage.

Inverter technology delivers power savings over transformer based machines.

TIG & MMA WELDING

The multi-mode inverter also allows MMA and TIG welding.

RELIABLE FEEDING

The 4 Roll Geared aluminium feed box ensures reliable feeding of 0.8mm & 1.2mm wires.

STANDARDS OF CONFORMANCE

EN/IEC 60974-1, RoHS Directive, Low Voltage Directive, EMC Directive, (CE Compliant)



KEY FEATURES

- 400V three phase
- 250A @ 60% duty cycle
- 4 roll drive
- Synergic control
- Forced air fan cooling
- Infinitely variable wire speed
- Overload warning indicator
- Stand for full size gas cylinder
- Holds 15kg wire spools
- Burn back control
- Supplied with 3m earth lead
- IP23S
- 3 Years return to base warranty + 3 years servicing plan
- Manufactured to IP23S, ISO/IEC 60974-1, ISO/IEC 60974-6 & RoHS Compliant

PARAMETER	VALUE
Style	Compact
Machine Type	Inverter
Max Current	250A DC
Wire Feed Speed	1.3-12.5m/min
Voltage	16-26.5V
Spool Size	300mm (15kg)
Feed Box	4R
Wire Size	0.8-1.2mm
Duty Cycle	250A @ 60%
Input Voltage	400V 3P
Min Fuse Rating	10A
Input Current (Eff)	13.5A
KVA	8.9
Generator Size*	15 KVA
Enclosure Protection	IP23S
Dimensions (LxWxH mm)	907 x 480 x 728
Weight (kg)	53

*Generator requires AVC

STOCK CODE	DESCRIPTION
XTM254I	Synergic MIG Inverter Machine 400V
XTM254I-P1	Synergic MIG Inverter Machine c/w Torch & Regulator

For full package contents see page 330

ACCESSORY INFORMATION:

STOCK CODE	DESCRIPTION
XP200A-50E	XP8 200A MIG Torch 5m
XP300A-50E	XP8 300A MIG Torch 5m
WP17V-12-2X	WP17V TIG Torch x 12.5ft
CKE403	Electrode Holder Cable Kit 3m
CKC403	Earth Cables Clamp Kit 3m
706101	Flow Meter Mixed Gas 25lpm
806001	Gas Flow Tester
XR935H	Light Reactive Welding Helmet

FEED ROLL KITS AVAILABLE
See pages 332 for more information.

XP8 200A TORCH
See pages 22 for more information.



PARWELD TV
See Parweld Machines in action on Parweld TV, with new machines added regularly

WARRANTY VALID FOR UK & IRELAND ONLY



XTM 503I 3 PHASE SEPARATE SYNERGIC MIG INVERTER



- MULTI PROCESS MIG/MMA/LIFT TIG
- BUILT IN WATER COOLER
- SYNERGIC CONTROL
- 5M INTERCONNECT CABLE

SYNERGIC CONTROL

The synergic control allows rapid machine setup saving time, and the infinite control allows the perfect combination of voltage and amperage.

EASE OF USE & FLEXIBLE

The separate wire feeder carries all of the controls, so it is easy to fine tune the welding operation without having to return to the power source. The separate wire feed unit provides flexibility when working with large fabrications.

RELIABLE FEEDING

The 4 Roll Geared aluminium feed box ensures feeding of 1.0mm and 1.6mm wires.

STANDARDS OF CONFORMANCE

EN/IEC 60974-1, RoHS Directive, Low Voltage Directive, MC Directive, (CE Compliant)



KEY FEATURES

- 400V three phase
- 500A @ 60% duty cycle
- Forced air fan cooling
- Stepless wire speed control
- Wire inching
- Gas purge
- Burn back adjustment & soft start adjustment
- Holds full size gas cylinder
- Holds 15kg wire spools
- Water cooled
- Supplied with 3m Earth Lead
- Variable inductance setting
- 3 Years return to base warranty + 3 years servicing plan
- Manufactured to IP23S, ISO/IEC 60974-1, ISO/IEC 60974-6 & RoHS Compliant

PARAMETER	VALUE
Style	Separate
Machine Type	Inverter
Max Current	500A DC
Wire Feed Speed	1-20m/min
Voltage	13-50V
Spool Size	300mm (15kg)
Feed Box	4R
Wire Size	0.8-1.6mm
Duty Cycle	500A @ 60%
Input Voltage	400V 3P
Min Fuse Rating	32A
Input Current (Eff)	41.8A
KVA	27.5
Generator Size*	30 KVA
Dimensions (LxWxH mm)	1050 x 520 x 1140
Weight (kg)	67

STOCK CODE	DESCRIPTION
XTM503I	Synergic MIG Inverter Machine 400V
XTM503I-P1	Synergic MIG Inverter Machine c/w Torch & Regulator

For full package contents see page 330

ACCESSORY INFORMATION:

STOCK CODE	DESCRIPTION
XP450W-40E	XP8 450W MIG Torch 4m
XP450A-40E	XP8 450A MIG Torch 4m
CKE403	Electrode Holder Cable Kit 3m
CKC403	Earth Cables Clamp Kit 3m
E700123	Regulator 300 Bar SS 2G Argon
706101	Flow Meter Mixed Gas 25lpm
806001	Gas Flow Tester
XTMC05W	Interconnect Cable 5m
XTMC10W	Interconnect Cable 10m
XR935H	Light Reactive Welding Helmet



See Parweld Machines in action on Parweld TV, with new machines added regularly

FEED ROLL KITS AVAILABLE See pages 332 for more information.

WARRANTY VALID FOR UK & IRELAND ONLY

XP8 450W TORCH See pages 32 for more information.

XTM 304C PROFESSIONAL THREE PHASE COMPACT MACHINE



- 3 PHASE
- STEP VOLTAGE ADJUSTMENT
- 4 ROLL FEED
- DUAL DIGITAL DISPLAYS
- BURN BACK CONTROL

DC OUTPUT

The XTM 304C has a DC Output and when combined with the correct type of wire it is suitable for welding mild steel, stainless steel and aluminium.

The machine is ideal for welding a range of materials from 1.5mm to 8.0mm.

RELIABLE FEEDING

The 4 Roll Geared aluminium feed box ensures reliable feeding of 0.8mm and 1.6mm wires.



ENHANCED PERFORMANCE

The 3 Phase operation gives a smoother arc compared to single phase machines. For enhanced performance the XTM 304C is equipped with a soft start and burn back controls.

STANDARDS OF CONFORMANCE

EN/IEC 60974-1, RoHS Directive, Low Voltage Directive, EMC Directive, CE Compliant



KEY FEATURES

- 400V three phase
- 300A @ 30%, 210A @ 60%, 170A @ 100% duty cycle
- 4 Roll drive
- Forced air fan cooling
- Step voltage adjustment
- Infinitely variable wire speed
- Digital display for amps and volts
- Overload warning indicator
- Stand for full size gas cylinder
- Wire inching
- Gas purge
- Burn back control
- Soft start adjustment
- Supplied with 3m Earth Lead
- 3 Years return to base warranty + 3 years servicing plan

FEED ROLL KITS AVAILABLE
See pages 332 for more information.

PARWELD TV

See Parweld Machines in action on Parweld TV, with new machines added regularly

PARAMETER	VALUE
Style	Compact
Max Current	300A
Wire Feed Speed	0.5-22m/min
Voltage	15-30V
Spool Size	300mm (15kg) 200mm (5kg)
Feed Box	4R
Wire Size	0.8-1.2mm
Duty Cycle	300A @ 30% 210A @ 60% 170A @ 100%
Input Voltage	400V 3P
Min Fuse Rating	16A
Input Current (Eff)	16A
KVA	11
Generator Size*	20 KVA
Enclosure Protection	IP21
Dimensions (LxWxH mm)	795 x 420 x 700
Weight (kg)	82

*Generator requires AVC

STOCK CODE	DESCRIPTION
XTM304C	Three Phase MIG Machine 400V
XTM304C-P1	Three Phase MIG Machine c/w Torch & Regulator

For full package contents see page 331

ACCESSORY INFORMATION:	
STOCK CODE	DESCRIPTION
XP300A-50E	XP8 300A MIG Torch 5m
CKC203	Earth Clamp Cable Kit 3m
706101	Flow Meter Mixed Gas 25lpm (MIG)
806001	Gas Flow Tester
E700123	Regulator 300 Bar SS 2G
XR935H	Light Reactive Welding Helmet

WARRANTY VALID FOR UK & IRELAND ONLY

XP8 300A TORCH
See pages 24 for more information.



XTM 404S PROFESSIONAL THREE PHASE SEPARATE MIG MACHINE



NEW

- 3 PHASE
- BURN BACK CONTROL
- SOFT START ADJUSTMENT
- 5M INTERCONNECT CABLE
- DUAL DIGITAL DISPLAY

KEY FEATURES

- 400V three phase
- 4 Roll drive
- Forced air fan cooling
- 350A @ 60%, 260A @ 100% duty cycle
- Step voltage adjustment & stepless wire speed control
- Built in gas valve
- Wire inching
- Gas purge
- Supplied with 3m Earth Lead
- Burn back adjustment
- Soft start adjustment
- Holds full size gas cylinder
- Holds 15kg wire spools
- Wire feeder water cooled ready
- Dual inductance setting
- 3 Years return to base warranty + 3 years servicing plan

DC OUTPUT

The XTM 404S has a DC Output and when combined with the correct wire it is suitable for welding mild steel, stainless steel and aluminium. The machine is ideal for welding materials from 1.5mm to 10mm.

EASE OF USE

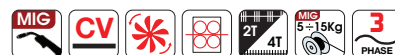
The separate wire feeder carries all the controls with the exception of voltage adjustment so it is easy to fine tune the welding operation without having to return to the power source.

FLEXIBLE

The separate wire feed unit provides flexibility when working with large fabrications or where access is restricted.

STANDARDS OF CONFORMANCE

EN/IEC 60974-1, RoHS Directive, Low Voltage Directive, EMC Directive (CE Compliant)



PARAMETER	VALUE
Machine Type	Separate
Max Current	350A DC
Wire Feed Speed	0.5-22m/min
Voltage	16.5-32V
Spool Size	300mm (15kg) 200mm (5kg)
Feed Box	4R
Wire Size	0.8-1.6mm
Duty Cycle	350A @ 60% 260A @ 100%
Input Voltage	400V 3P
Min Fuse Rating	20A
Input Current (Eff)	19A
KVA	13
Generator Size*	25 KVA
Dimensions (LxWxH mm)	1240 x 550 x 935
Weight (kg)	135

*Generator requires AVC

STOCK CODE	DESCRIPTION
XTM404S	Three Phase Separate MIG Machine 400V
XTM404S-P1	Machine c/w Torch & Regulator

For full package contents see page 331

ACCESSORY INFORMATION:	
STOCK CODE	DESCRIPTION
XP350A-50E	XP8 350A MIG Torch 5m
CKC403	Earth Cable Clamp Kit 3m
XTMC10A	Interconnect Cable x 10m Air Cooled
XTMC05W	Interconnect Cable 5m Water Cooled
XTMC10W	Interconnect Cable x 10m Water Cooled
XTM-WF100	Wire Feeder 4 Roll
706101	Flow Meter Mixed Gas 25lpm
806001	Gas Flow Tester
E700123	Regulator 300 Bar SS 2G
XR935H	Light Reactive Welding Helmet



PARWELD TV
See Parweld Machines in action on Parweld TV, with new machines added regularly

FEED ROLL KITS AVAILABLE
See pages 332 for more information.

WARRANTY VALID FOR UK & IRELAND ONLY

XP8 350A TORCH
See pages 28 for more information.

XTE 171C COMPACT AUTOMOTIVE MIG MACHINE



- SINGLE PHASE
- EURO TORCH CONNECTOR
- 2 ROLL METAL FEED BOX
- 8 VOLTAGE STEPS

DC OUTPUT

The XTE 171C has a DC Output and when combined with the correct type of wire it is suitable for welding mild steel, stainless steel and aluminium.

8 voltage steps allow fine tuning.

RELIABLE FEEDING

The feed box ensures reliable feeding of 0.6mm and 0.8mm wires.

VERSATILE AND PORTABLE

The XTE 171C cabinet can accept a gas cylinder and its large wheels mean it is easily portable and can be moved from job to job.



KEY FEATURES

- 230V Single phase
- 165A @ 15% duty cycle
- 2 Roll drive
- Forced air fan cooling
- Infinitely variable wire speed
- Overload warning indicator
- Polarity can be changed for gasless welding
- Stand for gas cylinder (half bottle)
- Holds 5kg wire spools
- Supplied with 3m Earth Lead
- Built in gas valve
- 2 Years return to base warranty
- Manufactured to IP23, EN/IEC 60974-1 RoHS Directive, Low Voltage Directive & EMC Directive (CE Compliant)

FEED ROLL KITS AVAILABLE
See pages 332 for more information.

PARWELD TV
See the XTE 171C in action on Parweld TV, Parweld's exclusive YouTube Channel

PARAMETER	VALUE
Style	Compact
Machine Type	Transformer
Max Current	165A DC
Wire Feed Speed	1.5-14mm/min
Voltage	19-37V
Spool Size	300mm (15kg) 200mm (5kg)
Feed Box	2R
Wire Size	0.6-0.8mm
Duty Cycle	165A @ 15%
Input Voltage	230V 1P
Min Fuse Rating	16A
Input Current (Eff)	27A
KVA	6.45
Generator Size*	8 KVA
Enclosure Protection	IP21S
Dimensions (LxWxH mm)	705 x 420 x 630
Weight (kg)	38.3

*Generator requires AVC

WARRANTY VALID FOR UK & IRELAND ONLY

STOCK CODE	DESCRIPTION
XTE171	165A Automotive MIG Machine 230V
XTE171-P1	Automotive MIG Machine c/w Torch and Regulator

For full package contents see page 331

ACCESSORY INFORMATION:	
ECR1500-30ER	Eco-Grip Max® 150A MIG Torch 3m
ECR2500-30ER	Pro-Grip Max® 250A MIG Torch 3m
XP200A-30E	XP8 200A MIG Torch
CKC403	Earth Cables Clamp Kit 3m
E700123	Argon Regulator Single Stage 2 Gauge
XR935H	Light Reactive Welding Helmet
706101	Flow Meter Mixed Gas 25lpm
806001	Gas Flow Tester

ECO-GRIP MAX® 150A
See pages 48 for more information.



XTE 181C COMPACT AUTOMOTIVE MIG MACHINE



- SINGLE PHASE
- EURO TORCH CONNECTOR
- 2 ROLL METAL FEED BOX
- 8 VOLTAGE STEPS

DC OUTPUT

The XTE 181C has a DC Output and when combined with the correct type of wire it is suitable for welding mild steel, stainless steel and aluminium from 0.75mm to 5.0mm.

8 voltage steps allow fine tuning.

RELIABLE FEEDING

The geared aluminium feed box ensures reliable feeding of 0.8mm and 1.0mm wires.

VERSATILE AND PORTABLE

The XTE 181C full size cabinet can accept a gas cylinder and its large wheels mean it is easily portable and can be moved from job to job.



KEY FEATURES

- 230V Single phase
- 185A @ 15% duty cycle
- 2 Roll drive
- Forced air fan cooling
- Infinitely variable wire speed
- Overload warning indicator
- Polarity can be changed for gasless welding
- Stand for gas cylinder (half bottle)
- Holds 5kg wire spools
- Supplied with 3m Earth Lead
- Built in gas valve
- 2 Years return to base warranty
- Manufactured to IP23, EN/IEC 60974-1 RoHS Directive, Low Voltage Directive & EMC Directive (CE Compliant)

FEED ROLL KITS AVAILABLE
See pages 332 for more information.



PARWELD TV
See the XTE 181C in action on Parweld TV, Parweld's exclusive YouTube Channel

PARAMETER

VALUE

Style	Compact
Machine Type	Transformer
Max Current	185A DC
Wire Feed Speed	1.5-14mm/min
Voltage	19.5-38V
Spool Size	300mm (15kg) 200mm (5kg)
Feed Box	2R
Wire Size	0.6-0.8mm
Duty Cycle	185A @ 15%
Input Voltage	230V 1P
Min Fuse Rating	16A
Input Current (Eff)	32A
KVA	7.35
Generator Size*	12 KVA
Enclosure Protection	IP21S
Dimensions (LxWxH mm)	705 x 420 x 630
Weight (kg)	40.8

*Generator requires AVC

WARRANTY VALID FOR UK & IRELAND ONLY

STOCK CODE DESCRIPTION

XTE181	180A Automotive MIG Machine 230V
XTE181-P1	Automotive MIG Machine c/w Torch and Regulator

For full package contents see page 331

ACCESSORY INFORMATION:

ECR1500-30ER	Eco-Grip Max® 150A MIG Torch 3m
ECR2500-30ER	Pro-Grip Max® 250A MIG Torch 3m
XP200A-30E	XP8 200A MIG Torch
CKC403	Earth Cables Clamp Kit 3m
E700123	Argon Regulator Single Stage 2 Gauge
XR935H	Light Reactive Welding Helmet
706101	Flow Meter Mixed Gas 25lpm
806001	Gas Flow Tester

ECO-GRIP MAX® 150A
See pages 48 for more information.

XTE 201C COMPACT AUTOMOTIVE MIG MACHINE



- SINGLE PHASE
- EURO TORCH CONNECTOR
- 2 ROLL METAL FEED BOX
- 8 VOLTAGE STEPS

DC OUTPUT

The XTE 201C has a DC Output and when combined with the correct type of wire it is suitable for welding mild steel, stainless steel and aluminium from 0.75mm to 6.0mm.

8 voltage steps allow fine tuning.

RELIABLE FEEDING

The geared aluminium feed box ensures reliable feeding of 0.6mm to 1.0mm wires.

VERSATILE AND PORTABLE

The XTE 201C full size cabinet can accept a gas cylinder and its large wheels mean it is easily portable and can be moved from job to job.



KEY FEATURES

- 230V single phase
- 205A @ 15% duty cycle
- 2 Roll drive
- Forced air fan cooling
- Infinitely variable wire speed
- Overload warning indicator
- Polarity can be changed for gasless welding
- Stand for gas cylinder (half bottle)
- Holds 15kg wire spools
- Supplied with 3m Earth Lead
- Built in gas valve
- 2 Years return to base warranty
- Manufactured to IP23, EN/IEC 60974-1 RoHS Directive, Low Voltage Directive & EMC Directive (CE Compliant)

FEED ROLL KITS AVAILABLE

See pages 332 for more information.



PARWELD TV
See the XTE 201C in action on Parweld TV, Parweld's exclusive YouTube Channel

PARAMETER

VALUE

Style	Compact
Machine Type	Transformer
Max Current	205A DC
Wire Feed Speed	1.5-14mm/min
Voltage	19.5-38V
Spool Size	300mm (15kg)
Feed Box	2R
Wire Size	0.6-1.0mm
Duty Cycle	205A @ 15%
Input Voltage	230V 1P
Min Fuse Rating	32A
Input Current (Eff)	38A
KVA	8.75
Generator Size*	15 KVA
Enclosure Protection	IP21S
Dimensions (LxWxH mm)	705 x 420 x 630
Weight (kg)	42.8

*Generator requires AVC

STOCK CODE

DESCRIPTION

XTE201	200A Automotive MIG Machine 230V
XTE201-P1	Automotive MIG Machine c/w Torch and Regulator

For full package contents see page 331

ACCESSORY INFORMATION:

ECR1500-30ER	Eco-Grip Max® 150A MIG Torch 3m
ECR2500-30ER	Pro-Grip Max® 250A MIG Torch 3m
XP200A-30E	XP8 200A MIG Torch
CKC403	Earth Cables Clamp Kit 3m
E700123	Argon Regulator Single Stage 2 Gauge
XR935H	Light Reactive Welding Helmet
706101	Flow Meter Mixed Gas 25lpm
806001	Gas Flow Tester

ECO-GRIP MAX® 150A

See pages 48 for more information.

WARRANTY VALID FOR UK & IRELAND ONLY



XTS 902 DUAL VOLTAGE WATER COOLER



KEY FEATURES

- Dual voltage 110V/230V
- Suitable for use with MIG and TIG plant up to 500A
- Available with flow switch to protect the torch
- Quick connectors for rapid hook up
- Small foot print allows location on the cylinder stand of machines
- No pump priming required
- 24 Months return to base warranty
- Manufactured to IP21S, ISO/IEC 60974-1, ISO/IEC 60974-6 and RoHS Compliant

STOCK CODE DESCRIPTION

XTS902	Dual Voltage Water Cooler
XTS902FS	Dual Voltage Water Cooler c/w Flow Switch
XTS902-P1	Dual Voltage Water Cooler c/w Ultracool
XTS902FS-P1	Dual Voltage Water Cooler c/w Flow Switch, Ultracool

PARAMETER	VALUE
Input Voltage	110V/230V 1P
Weight empty	19.5kg
Tank capacity	5L
Motor rating 230V	3.0A
Motor rating 110V	6.6A
Heat Exchanger Rating	900W
Max. Water Temperature	+60°C
Max. Ambient Temp	+40°C
Noise	74dba

OPTIONS

STOCK CODE DESCRIPTION	
XTSUC	Ultracool Coolant 10L
XTSFSK	Flow Switch Kit
XTSH1	Hook Up Kit 1m
XTSH3	Hook Up Kit 3m

XTS 904/905 WATER COOLER



KEY FEATURES

- Dual voltage 110V/230V
- Suitable for use with MIG and TIG plant up to 500A
- Quick connectors for rapid hook up
- Designed to be under-mounted
- No pump priming required
- 24 Months return to base warranty
- Manufactured to IP21S, ISO/IEC 60974-1, ISO/IEC 60974-6 and RoHS Compliant

PARAMETER	VALUE
Input Voltage	400V / 3P (XTS 905) 230V 1P (XTS 904)
Weight empty	19.5kg
Tank capacity	5L
Heat Exchanger Rating	900W
Max. Water Temp	+60°C
Max. Ambient Temp	+40°C
Noise	74dba

OPTIONS

STOCK CODE DESCRIPTION	
XTSUC	Ultracool Coolant 10L
XTSFSK	Flow Switch Kit
XTSH1	Hook Up Kit 1m
XTSH3	Hook Up Kit 3m
XTSH1-303	Hook Up Kit 1m XTI 303
XTSH3-303	Hook Up Kit 3m XTI 303

XTS 905 400V WATER COOLER

STOCK CODE DESCRIPTION	
XTS905	400V Water Cooler
XTS905FS	400V Water Cooler with Flow Switch
XTS905-P1	400V Water Cooler c/w Ultracool
XTS905FS-P1	400V Water Cooler c/w Flow Switch, Ultracool

XTS 904 230V WATER COOLER

STOCK CODE DESCRIPTION	
XTS904	230V Water Cooler
XTS904FS	230V Water Cooler with Flow Switch
XTS904-P1	230V Water Cooler c/w Ultracool
XTS904FS-P1	230V Water Cooler c/w Flow Switch, Ultracool

PRO FOOT CONTROL

Parweld has introduced a **NEW** high quality range of foot controls. The foot controls feature a rubber base to keep it planted to the floor and a wide anti slip top surface. The low profile construction gives a more natural feel and improves operator balance when working in a standing position.

Foot controls are available in a range of standard resistances and can be supplied with or without control plugs to suit a wide range of machines. Cable length is 25ft (7.6m).

Pro series Foot Controls come with a 12 month return to base warranty for defects in materials and workmanship.

STOCK CODE DESCRIPTION

FC1	Pro Foot control, latching switch, 1K potentiometer no plug
FC5	Pro Foot control, latching switch, 5K potentiometer no plug
FC10	Pro Foot control, latching switch, 10K potentiometer no plug
FC1-2	Pro Foot control, Miller® 5 pin plug
FC1-4	Pro Foot control, Miller® 14 pin plug
FC1-26	Pro Foot control, Miller® 6 pin plug
FC10-6	Pro Foot control, Thermal Arc 8 pin plug
FC10-18	Pro Foot control, Parweld XTT202, 353, 503 14 pin
FC10-19	Pro Foot control, Parweld XTT182 5 pin plug
FC10-11	Pro Foot control, Migatronic® 7 pin plug
FC10-16	Pro Foot control, Lincoln® 6 pin plug
FC10-25	Pro Foot control, Kemppi® 7 pin plug
FC10-26	Pro Foot control, ESAB® Heliarc 14pin

NEW





MMA INVERTER PACKAGES

STOCK CODE	DESCRIPTION	3M INPUT CABLE	3M EARTH LEAD	3M ELECTRODE HOLDER	CARRY CASE - XTICC	TROLLEY - TR005	TIG TORCH			REMOTE CONTROL PENDANT - RC10-5
							WP17V-12-2I	WP17V-12-2IX	WP26V-12-2IX	
XTS143	140A MMA Inverter 230V	2m only	2m only	2m only	<input type="checkbox"/>		<input type="checkbox"/>			
XTS143-P1	140A MMA Inverter 230V	2m only	2m only	2m only	<input type="checkbox"/>		<input checked="" type="checkbox"/>			
XTS163	160A MMA Inverter 230V	<input checked="" type="checkbox"/>	<input checked="" type="checkbox"/>	<input checked="" type="checkbox"/>	<input type="checkbox"/>	<input type="checkbox"/>		<input type="checkbox"/>		
XTS163-P1	160A MMA Inverter 230V	<input checked="" type="checkbox"/>	<input checked="" type="checkbox"/>	<input checked="" type="checkbox"/>	<input type="checkbox"/>	<input type="checkbox"/>		<input checked="" type="checkbox"/>		
XTS163DV	160A MMA Inverter Dual Voltage	<input checked="" type="checkbox"/>	<input checked="" type="checkbox"/>	<input checked="" type="checkbox"/>	<input type="checkbox"/>	<input type="checkbox"/>		<input type="checkbox"/>		
XTS163DV-P1	160A MMA Inverter Dual Voltage	<input checked="" type="checkbox"/>	<input checked="" type="checkbox"/>	<input checked="" type="checkbox"/>	<input type="checkbox"/>	<input type="checkbox"/>		<input checked="" type="checkbox"/>		
XTS166RC	160A MMA Inverter Dual Voltage	<input checked="" type="checkbox"/>	<input checked="" type="checkbox"/>	<input checked="" type="checkbox"/>	<input type="checkbox"/>	<input type="checkbox"/>		<input type="checkbox"/>		<input type="checkbox"/>
XTS166RC-P1	160A MMA Inverter Dual Voltage	<input checked="" type="checkbox"/>	<input checked="" type="checkbox"/>	<input checked="" type="checkbox"/>	<input type="checkbox"/>	<input type="checkbox"/>		<input checked="" type="checkbox"/>		<input type="checkbox"/>
XTS204	200A MMA Inverter 230V	<input checked="" type="checkbox"/>	<input checked="" type="checkbox"/>	<input checked="" type="checkbox"/>	<input type="checkbox"/>	<input type="checkbox"/>		<input type="checkbox"/>		
XTS204-P1	200A MMA Inverter 230V	<input checked="" type="checkbox"/>	<input checked="" type="checkbox"/>	<input checked="" type="checkbox"/>	<input type="checkbox"/>	<input type="checkbox"/>		<input checked="" type="checkbox"/>		
XTS403MMA	400A MMA Inverter 400V	<input checked="" type="checkbox"/>	<input checked="" type="checkbox"/>	<input checked="" type="checkbox"/>		<input type="checkbox"/>				<input type="checkbox"/>
XTS403MMA-P1	400A MMA Inverter 400V	<input checked="" type="checkbox"/>	<input checked="" type="checkbox"/>	<input checked="" type="checkbox"/>		<input type="checkbox"/>				<input checked="" type="checkbox"/>

CODES Supplied as Standard Optional Extra

PLASMA INVERTER PACKAGES

STOCK CODE	DESCRIPTION	3M INPUT CABLE	3M EARTH LEAD	GAS HOSE	CUTTING TORCH				
					XT4000	XTA141	XTA141M	XTT4000M	
XTP40	40A Inverter Plasma Cutter	<input checked="" type="checkbox"/>	<input checked="" type="checkbox"/>	<input checked="" type="checkbox"/>	<input checked="" type="checkbox"/>				<input type="checkbox"/>
XTP63	60A Inverter Plasma Cutter	<input checked="" type="checkbox"/>	<input checked="" type="checkbox"/>	<input checked="" type="checkbox"/>	<input checked="" type="checkbox"/>				<input type="checkbox"/>
XTP103	100A Inverter Plasma Cutter	<input checked="" type="checkbox"/>	<input checked="" type="checkbox"/>	<input checked="" type="checkbox"/>	<input type="checkbox"/>	<input checked="" type="checkbox"/>	<input type="checkbox"/>		

CODES Supplied as Standard Optional Extra

TIG INVERTER PACKAGES

STOCK CODE	DESCRIPTION	3M INPUT CABLE	3M EARTH LEAD	GAS HOSE	ARGON REGULATOR	TIG TORCH				CARRY CASE - XTICCL	TROLLEY		WATER COOLER			FOOT CONTROL		NEW PRO FOOT CONTROL	W/C HOOK UP KIT		COOLANT - XTSUC
						PRO-GRIP MAX® 26	PRO-GRIP MAX® 20	PRO-GRIP MAX® 18	PRO-GRIP MAX® 550		TR003	TR005	XTS902	XTS904	XTS905	XTI 903T	XTI 902D	FC10-18	FC10-19	XTSH-1	
XTT182DV	180A DC Pulsed TIG Inverter DV	■	■	■	□	□				□								□			
XTT182DV-P1	180A DC Pulsed TIG Inverter DV	■	■	■	■	■				□								□			
XTT200DCP	200A DC Pulsed TIG Inverter 230V	■	■	■	□	□				□											
XTT200DCP-P1	200A DC Pulsed TIG Inverter 230V	■	■	■	■	■				□											
XTT207DV	200A DC Pulsed TIG Inverter DV	■	■	■	□	□				□											
XTT207DV-P1	200A DC Pulsed TIG Inverter DV	■	■	■	■	■				□									□		
XTT202P	200A AC/DC Pulsed TIG Inverter 230V	■	■	■	□	□	□				□	□	□			□	□			□	
XTT202P-P1	200A AC/DC Pulsed TIG Inverter 230V	■	■	■	■	■					□	□	□			□	□			□	
XTT202P-P1T	200A AC/DC Pulsed TIG Inverter 230V	■	■	■	■	■					■	□	□			□	□			□	
XTT202P-P1WT	200A AC/DC Pulsed TIG Inverter 230V	■	■	■	■	■	■			■			■			□	□		■	■	
XTT250DCP	250A DC Pulsed TIG Inverter 400V	■	■	■	□	□					□										
XTT250DCP-P1	250A DC Pulsed TIG Inverter 400V	■	■	■	■	■					□										
XTT250DCP-P2	250A DC Pulsed TIG Inverter 400V	■	■	■	■	■	■				□									□	
XTT250DCP-P1T	250A DC Pulsed TIG Inverter 400V	■	■	■	■	■					■										
XTT250DCP-P2WT	250A AC/DC TIG Inverter 400V	■	■	■	■	■	■			■			■						■	■	
XTT353P	350A AC/DC TIG Inverter 400V	■	■	■	□	□	□	□			□				□	□				□	
XTT353P-P1	350A AC/DC TIG Inverter 400V	■	■	■	■	■					□				□	□				□	
XTT353P-P1W	350A AC/DC TIG Inverter 400V	■	■	■	■	■					■				□	□			□	■	
XTT353P-P1WT3	350A AC/DC TIG Inverter 400V	■	■	■	■	■	■				■				□	□			□	■	
XTT503AC/DC	500A AC/DC TIG Inverter 400V	■	■	■	□						□				□	□					
XTT503ACDC-P1	500A AC/DC TIG Inverter 400V	■	■	■	■						□				□	□				□	
XTT503ACDC-P1W	500A AC/DC TIG Inverter 400V	■	■	■	■						■				□	□			■	■	
XTT503ACDC-P1WT2	500A AC/DC TIG Inverter 400V	■	■	■	■						■				□	□			■	■	
XTT503ACDC-P1WT3	500A AC/DC TIG Inverter 400V	■	■	■	■						■				□	□			■	■	

CODES	■ Supplied as Standard	□ Optional Extra
--------------	------------------------	------------------



MIG INVERTER PACKAGES

STOCK CODE	DESCRIPTION	3M INPUT CABLE	3M EARTH LEAD	GAS HOSE	ARGON REGULATOR	MIG TORCH				TROLLEY - INTEGRATED	TROLLEY - TR005	WATER COOLER			INTER CONNECT 5M		W/C HOOKUP KIT - XTSH-1	MMA LEAD - CKE403	TIG TORCH - WP17V-12-2IX
						ECO-GRIP MAX® 150A	ECO-GRIP MAX® 250A	XP8-200A	XP8-300A			XP8-350A	XP8-450W	XTS902	XTS904	XTS905			
XTM161I	160A MIG Inverter 230V	■	■	■	□	□	□	□	□	□	□	□	□	□	□	□	□	□	□
XTM161I-P1	160A MIG Inverter 230V	■	■	■	□	□	□	□	□	□	□	□	□	□	□	□	□	□	□
XTM182I	180A Synergic MIG Inverter 230V	■	■	■	□	□	□	□	●	□	□	□	□	□	□	□	□	□	□
XTM182I-P1	180A Synergic MIG Inverter 230V	■	■	■	□	□	□	□	●	□	□	□	□	□	□	□	□	□	□
XTM201I	200A MIG Inverter 230V	■	■	■	□	□	□	□	□	□	□	□	□	□	□	□	□	□	□
XTM201I-P1	200A MIG Inverter 230V	■	■	■	□	□	□	□	□	□	□	□	□	□	□	□	□	□	□
XTM201I-P2	200A MIG Inverter 230V	■	■	■	□	□	□	□	□	□	□	□	□	□	□	□	□	□	■
XTM161I-P2	160A MIG Inverter 230V	■	■	■	□	□	□	□	□	□	□	□	□	□	□	□	□	□	■
XTM252I	250A Synergic MIG Inverter 230V	■	■	■	□	□	□	□	●	□	□	□	□	□	□	□	□	□	□
XTM252I-P1	250A Synergic MIG Inverter 230V	■	■	■	□	□	□	□	●	□	□	□	□	□	□	□	□	□	□
XTM254I	250A Synergic MIG Inverter 400V	■	■	■	□	□	□	□	●	□	□	□	□	□	□	□	□	□	□
XTM254I-P1	250A Synergic MIG Inverter 400V	■	■	■	□	□	□	□	●	□	□	□	□	□	□	□	□	□	□
XTM503I	500A Synergic MIG Inverter 400V	■	■	■	□	□	□	□	□	●	●	□	□	■	□	□	□	□	□
XTM503I-P1	500A Synergic MIG Inverter 400V	■	■	■	□	□	□	□	■	●	●	□	□	■	□	□	□	□	□

XTM 201DI PACKAGES

STOCK CODE	DESCRIPTION	3M INPUT CABLE	3M EARTH LEAD	GAS HOSE	ARGON REGULATOR	REMOTE CONTROL MIG TORCH	TROLLEY -TR005	MIG WIRE - MW508 (5KG)	MMA LEAD - CKE403	PRO-GRIP MAX® 17 TIG
XTM201Di	200A Multi-Process MIG Inverter	■	■	■	□	□	□	□	■	□
XTM201Di-P1	200A Multi-Process MIG Inverter	■	■	■	■	■	□	■	■	□
XTM201Di-P2	200A Multi-Process MIG Inverter	■	■	■	■	■	□	■	■	■
XTM201Di-T	200A Multi-Process MIG Inverter	■	■	■	□	□	■	□	■	□
XTM201Di-P1T	200A Multi-Process MIG Inverter	■	■	■	■	■	■	■	■	□
XTM201Di-P2T	200A Multi-Process MIG Inverter	■	■	■	■	■	■	■	■	■

MIG TRANSFORMER PACKAGES

STOCK CODE	DESCRIPTION	3M INPUT CABLE	3M EARTH LEAD	GAS HOSE	ARGON REGULATOR	MIG TORCH				TROLLEY - INTEGRATED	WATER COOLER			INTER CONNECT 5M		W/C HOOK UP KIT - XTSH-1
						ECO-GRIP MAX® 150A	ECO-GRIP MAX® 250A	XP8-200A	XP8-300A		XP8-350A	XP8-450W	XTS902	XTS904	XTS905	
XTM304C	300A Three Phase Compact	■	■	■	□					□	●	□				
XTM304C-P1	300A Three Phase Compact	■	■	■	■			■			●	□				
XTM404S	350A Three Phase Separate	■	■	■	□				□		●	□		■	□	□
XTM404S-P1	350A Three Phase Separate	■	■	■	■			■			●	□		■	□	□

CODES	■ Supplied as Standard	□ Optional Extra	● Integrated into machine as Standard
--------------	------------------------	------------------	---------------------------------------

AUTOMOTIVE MIG PACKAGES

STOCK CODE	DESCRIPTION	3M INPUT CABLE	3M EARTH LEAD	GAS HOSE	ARGON REGULATOR	MIG TORCH			TROLLEY - INTEGRATED
						ECO-GRIP MAX® 150A	ECO-GRIP MAX® 250A	XP8-200A	
XTE171	170A Automotive 230V	■	■	■	□	□	□	□	●
XTE171-P1	170A Automotive 230V	■	■	■	■	■			●
XTE181	180A Automotive 230V	■	■	■	□	□	□	□	●
XTE181-P1	180A Automotive 230V	■	■	■	■	■			●
XTE201	200A Automotive 230V	■	■	■	□	□	□	□	●
XTE201-P1	200A Automotive 230V	■	■	■	■	■			●

CODES	■ Supplied as Standard	□ Optional Extra	● Integrated into machine as Standard
--------------	------------------------	------------------	---------------------------------------



FEED ROLL SELECTOR CHART

STOCK CODE	GROOVE	WIRE SIZES MM (INCH)	WIRE	XTE171C	XTE181C	XTE201C	XTM 1611	XTM 2011	XTM 1821	XTM 2521	XTM 2541	XTM 201DI	XTM 304C	XTM 404S	XTM 503I		
				■	■	■											
XTEFR0809	Plain V		Fe, Ss	■	■	■											
XTEFR0810				■	■	■											
XTEFR0809F	Knurled V		FC	■	■	■											
XTEFR0810F				■	■	■											
XTEFR0809A	Plain U		Al	■	■	■											
XTEFR0810A				■	■	■											
DR4V0608	Plain V	0.6-0.8mm (.023"-0.030")	Fe, Ss				■	■									
DR4V0809		0.8-0.9mm (.030"-0.035")					■	■									
DR4V0810		0.8-1.0mm (.030"-0.040")						■	■								
DR4K0608	Knurled V	0.6-0.8mm (.023"-0.030")	FC				■	■									
DR4K0809		0.8-0.9mm (.030"-0.035")					■	■									
DR4K0810		0.8-1.0mm (.030"-0.040")						■	■								
DR4U0809	Plain U	0.8-0.9mm (.030"-0.035")	Al				■	■									
DR4U0810		0.8-1.0mm (.030"-0.040")					■	■									
DR5V0608	Plain V	0.6-0.8mm (.023"-0.030")	Fe, Ss						■	■	■						
DR5V0810		0.8-1.0mm (.030"-0.040")							■	■	■						
DR5V0910		0.9-1.0mm (.035"-0.040")								■	■	■					
DR5V1012		1.0-1.2mm (.040"-0.045")								■	■	■					
DR5V1216		1.2-1.6mm (.045"-1/16")								■	■	■					
DR5K0608	Knurled V	0.6-0.8mm (.023"-0.030")	FC						■	■	■						
DR5K0810		0.8-1.0mm (.030"-0.040")							■	■	■						
DR5K0910		0.9-1.0mm (.035"-0.040")								■	■	■					
DR5K1012		1.0-1.2mm (.040"-0.045")								■	■	■					
DR5K1216		1.2-1.6mm (.045"-1/16")								■	■	■					
DR5U0608	Plain U	0.6-0.8mm (.023"-0.030")	Al						■	■	■						
DR5U0910		0.9-1.0mm (.035"-0.040")							■	■	■						
DR5U1012		1.0-1.2mm (.040"-0.045")								■	■	■					
DR5U1216		1.2-1.6mm (.045"-1/16")								■	■	■					
DR2V0608	Plain V	0.6-0.8mm (.023"-0.030")	Fe, Ss									■					
DR2V0609		0.6-0.9mm (.025"-0.035")											■				
DR2V1012		1.0-1.2mm (.040"-0.045")												■			
DR2K0809	Knurled V	0.8-0.9mm (.030"-0.035")	FC									■					
DR2K1012		1.0-1.2mm (.040"-0.045")											■				
DR2U0809	Plain U	0.8-0.9mm (.030"-0.035")	Al									■					
DR2U1012		1.0-1.2mm (.040"-0.045")											■				
DR6V0608	Plain V	0.6-0.8mm (.023"-0.030")	Fe, Ss										■	■	■		
DR6V0810		0.8-1.0mm (.030"-0.040")												■	■	■	
DR6V1012		1.0-1.2mm (.040"-0.045")													■	■	■
DR6V1216		1.2-1.6mm (.045"-1/16")													■	■	■
DR6U0810	Plain U	0.8-1.0mm (.030"-0.040")	Al										■	■	■		
DR6U1012		1.0-1.2mm (.040"-0.045")												■	■	■	
DR6U1216		1.2-1.6mm (.045"-1/16")													■	■	■
DR6K0912	Knurled V	0.4-1.2mm (.035"-0.045")	FC										■	■	■		

ALL MACHINES ARE MANUFACTURED TO IP23S, ISO/IEC 60974-1, ISO/IEC 60974-6, ROHS DIRECTIVE, LOW VOLTAGE DIRECTIVE, EMC DIRECTIVE (CE COMPLIANT)

CODE ■ Compatible

FEED ROLLS

KEMPPPI® FEED ROLLS

PLAIN V GROOVE



STOCK CODE	SIZE	COLOUR	WIRE
3133810	0.6mm-0.8mm	White	Wire Fe, Ss
3133210	1.0mm-1.2mm	Red	Wire Fe, Ss
3133820	1.4mm-1.6mm	Yellow	Wire Fe, Ss

KNURLED V GROOVE



STOCK CODE	SIZE	COLOUR	WIRE
3133940	1.0mm-1.2mm	Red	Wire Fe, Fc
3133990	1.4mm-1.6mm	Yellow	Wire Fe, Fc

TRAPEZOID V GROOVE



STOCK CODE	SIZE	COLOUR	WIRE
3133960	1.0mm-1.2mm	Red	Wire Al

KNURLED V GROOVE



STOCK CODE	SIZE	COLOUR	WIRE
9483073	0.8mm-0.9mm	Black	Wire Al

MIGATRONIC® FEED ROLLS

PLAIN V GROOVE



STOCK CODE	SIZE	COLOUR	WIRE
72300000	0.8mm	White	Wire Fe, Ss Fc
72300001	1.0mm	Blue	Wire Fe, Ss Fc
72300003	1.2mm	Red	Wire Fe, Ss Fc

GAS

Parweld offers a wide range of gas cutting and welding equipment including regulators, torches and accessories for a variety of applications.

Safety is always the focus, and all of our products are extensively tested and manufactured to the highest standards.

NEED A DIFFERENT CONNECTION?



Speak to sales for more information.

CUTTING AND WELDING TORCHES



EVERYDAY NM 18/90 CUTTING TORCH

STOCK CODE	DESCRIPTION
E708101	Everyday 18/90 NM Cutter

- Cuts to 250mm (10")
- Die cast metal handle
- Nozzle mix design for maximum safety
- Backfire resistant design
- Easy grip control knobs for simple and safe operation
- Progressive bleed characteristics
- Gas valves fitted with stainless steel stems



NM 18/90 CUTTING TORCH

STOCK CODE	DESCRIPTION
708101	18/90 NM Cutter

- Cuts to 250mm (10")
- Solid brass and stainless steel construction
- Nozzle mix design for maximum safety
- Backfire resistant design
- Easy grip control knobs for simple and safe operation
- Progressive bleed characteristics
- Robust lever latch
- Gas valves fitted with stainless steel stems and double O Ring seals

NM 27/90 CUTTING TORCH



STOCK CODE	DESCRIPTION
708121	27/90 NM Cutter

Manufactured to offer the safest method of operation and reliability. The Parweld NM 27/90 Cutting Torch is an extended reach blowpipe with 90° head, length 27".

NM 27/105 CUTTING TORCH



STOCK CODE	DESCRIPTION
708124	27/105 NM Cutter

Manufactured to offer the safest method of operation and reliability. The Parweld NM 27/105 Cutting Torch is an extended reach blowpipe with a 105° head angle and is ideal for scrap cutting on flat plate, length 27".

HEAD NUT FOR NM CUTTERS



STOCK CODE	DESCRIPTION
1601A04	Head Nut

NM 36/90 CUTTING TORCH



STOCK CODE	DESCRIPTION
708141	36/90 NM Cutter

Manufactured to offer the safest method of operation and reliability. The Parweld NM 36/90 Cutting Torch is an extended reach blowpipe with 90° head, length 36".

NM 36/105 CUTTING TORCH



STOCK CODE	DESCRIPTION
708144	36/105 NM Cutter

Manufactured to offer the safest method of operation and reliability. The Parweld NM 36/105 Cutting Torch is an extended reach blowpipe with a 105° head angle ideal for scrap cutting on a flat plate, length 36".

DIFFERENT CONNECTIONS AVAILABLE
Contact sales for more information

TRADITIONAL CUTTING AND WELDING TORCHES

TYPE 5 WELDING & CUTTING TORCH



FEATURES

- Cuts to 150mm (6") with Acetylene
- Cuts to 76mm (3") with Propane
- 3/8" BSP Fitting
- Welds mild steel to 25mm (1")
- Heats with Propane from 72,000 – 618,000 BTU/H
- Solid forged handles gun drilled
- Simple hand connections for changes from welding to cutting

Designed to cope with the rigours of modern welding and fabrication environments. Adoption of the handle allows for welding, cutting or heating.

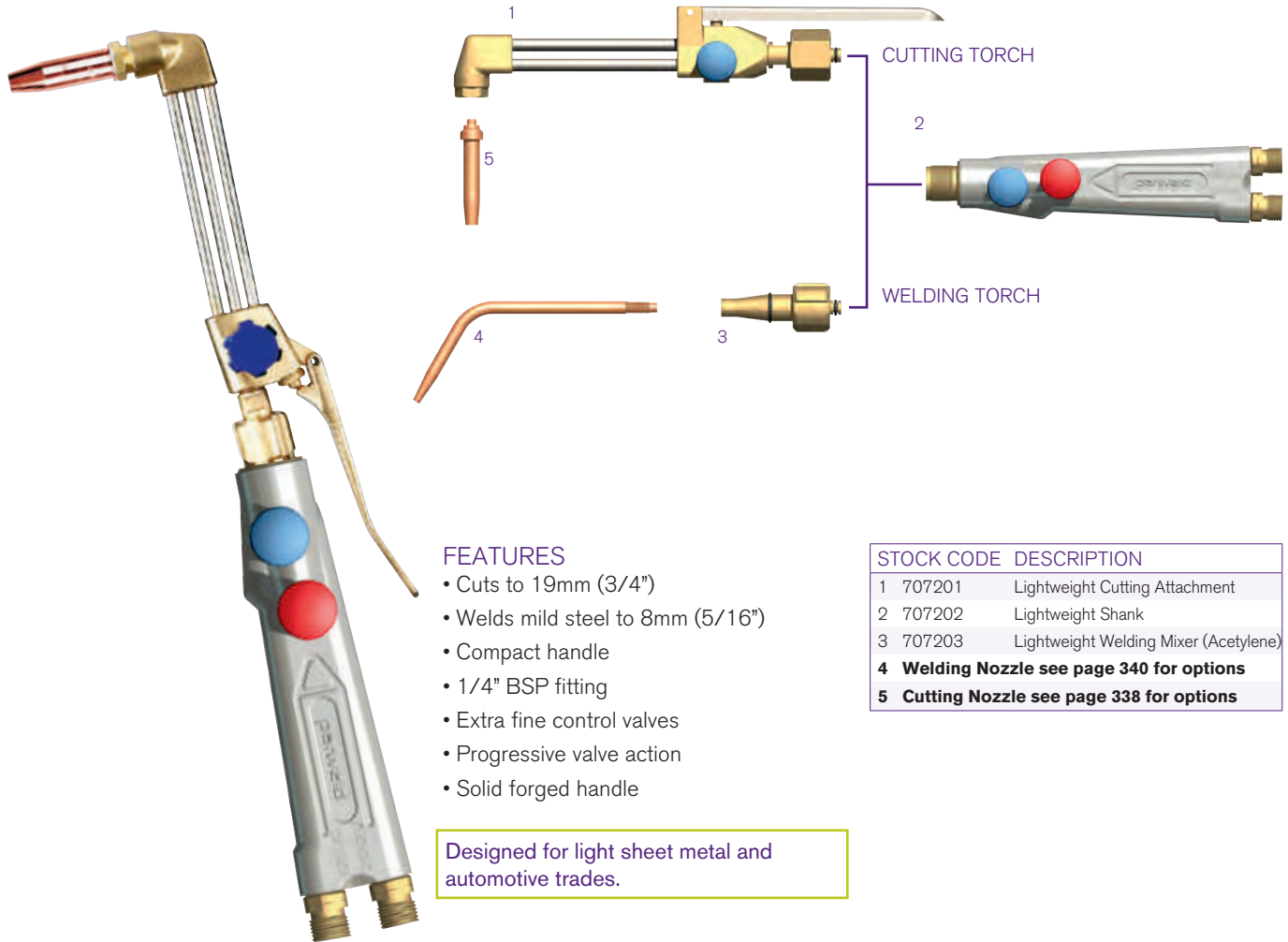
STOCK CODE	DESCRIPTION
1 707101	Type 5 Cutting Attachment
2 707102	Type 5 Shank
3 707103	Type 5 Welding Mixer (Acetylene)
4 707104	Type 5 Heating Mixer (Propane)
5 707105	270mm Bent Neck (Propane)
707107	700mm Bent Neck (Propane)
6	Heating Nozzle see page 340 for options
7	Welding Nozzle see page 340 for options
8	Cutting Nozzle see page 338 for options

DIFFERENT CONNECTIONS AVAILABLE
Contact sales for more information

CUTTING AND WELDING CONSUMABLES
See pages 338 - 340 for more information.

TRADITIONAL CUTTING AND WELDING TORCHES

LIGHTWEIGHT WELDING & CUTTING TORCH



FEATURES

- Cuts to 19mm (3/4")
- Welds mild steel to 8mm (5/16")
- Compact handle
- 1/4" BSP fitting
- Extra fine control valves
- Progressive valve action
- Solid forged handle

Designed for light sheet metal and automotive trades.

STOCK CODE	DESCRIPTION
1 707201	Lightweight Cutting Attachment
2 707202	Lightweight Shank
3 707203	Lightweight Welding Mixer (Acetylene)
4	Welding Nozzle see page 340 for options
5	Cutting Nozzle see page 338 for options

DIFFERENT CONNECTIONS AVAILABLE
Contact sales for more information

CUTTING AND WELDING CONSUMABLES
See pages 338 - 340 for more information.

ACETYLENE CUTTING NOZZLES

ANM CUTTING NOZZLE



- General purpose hand cutting Acetylene nozzle (length 75mm)
- Promotes improved economy of gases
- Type 5 18/90

STOCK CODE	NOZZLE SIZE	PLATE THICKNESS	BAR ACETYLENE	BAR OXYGEN
701108	0.8mm (1/32")	3mm-6mm	0.14	1.5-2.0
701112	1.2mm (3/64")	5mm-12mm	0.21	2.0-3.0
701116	1.6mm (1/16")	10mm-75mm	0.14	3.0-4.0
701120	2.0mm (5/64")	70mm-100mm	0.14	3.5-4.5
701124	2.4mm (3/32")	90mm-150mm	0.21	4.0-5.0
701132	3.2mm (1/8")	190mm-300mm	0.28	6.0-7.0

AGNM GOUGING NOZZLE



- Low velocity Oxygen stream Acetylene gouging nozzle
- Type 5 18/90

STOCK CODE	NOZZLE SIZE	GAUGE SIZE	BAR ACETYLENE	BAR OXYGEN
702213	13	6mm-8mm	0.5-0.6	4.0
702219	19	8mm-11mm	0.5-0.6	5.0
702225	25	10mm-13mm	0.55	5.5

ASNM SHEET METAL CUTTING NOZZLE



- Sheet metal and straight liner cutting drag Acetylene nozzle
- Designed to cut with the minimum of heat distortion
- Type 5 18/90

STOCK CODE	NOZZLE SIZE	PLATE THICKNESS	BAR ACETYLENE	BAR OXYGEN
705301	1	0.8mm-3mm	0.20	1.0-1.5

DIFFERENT CONNECTIONS AVAILABLE
Contact sales for more information

ANME CUTTING NOZZLE



- General purpose hand cutting Acetylene nozzle
- Longer than standard ANM Nozzles to give improved backfire resistance and accessibility
- Type 5 18/90

STOCK CODE	NOZZLE SIZE	PLATE THICKNESS	BAR ACETYLENE	BAR OXYGEN
701208	0.8mm (1/32")	3mm-6mm	0.14	1.5-2.0
701212	1.2mm (3/64")	5mm-12mm	0.21	2.0-3.0
701216	1.6mm (1/16")	10mm-75mm	0.14	3.0-4.0
701220	2.0mm (5/64")	70mm-100mm	0.14	3.5-4.5
701224	2.4mm (3/32")	90mm-150mm	0.21	4.0-5.0
701232	3.2mm (1/8")	190mm-300mm	0.28	6.0-7.0

AFNM CUTTING NOZZLE



- General purpose cutting nozzle for use with lightweight cutting attachment

STOCK CODE	NOZZLE SIZE	PLATE THICKNESS	BAR ACETYLENE	BAR OXYGEN
705201	0.8mm (1/32")	3mm-6mm	0.20	2.10
705202	1.2mm (3/64")	5mm-12mm	0.20	2.15
705203	1.6mm (1/16")	10mm-75mm	0.20	2.80

APACHI® CUTTING NOZZLE



- Two piece cutting nozzle
- Designed for use with Apachi® gas

STOCK CODE	NOZZLE SIZE	PLATE THICKNESS
712308	0.8mm (1/32")	3mm-6mm
712312	1.2mm (3/64")	5mm-12mm
712316	1.6mm (1/16")	10mm-75mm
712324	2.4mm (3/32")	90mm-150mm
712332	3.2mm (1/8")	190mm-300mm

PROPANE CUTTING NOZZLES

PNM CUTTING NOZZLE



- Designed with the Brass Inner Set Back within the Copper Outer to Enhance Flame Stability
- Type 5 18/90

STOCK CODE	NOZZLE SIZE	PLATE THICKNESS	BAR PROPANE	BAR OXYGEN
702108	0.8mm (1/32")	3mm-6mm	0.20	2.10
702112	1.2mm (3/64")	5mm-12mm	0.20	2.10
702116	1.6mm (1/16")	10mm-75mm	0.20	2.80
702120	2.0mm (5/64")	70mm-100mm	0.30	3.50
702124	2.4mm (3/32")	90mm-150mm	0.40	4.20
702132	3.2mm (1/8")	190mm-300mm	0.60	5.60

PNME CUTTING NOZZLE



- General purpose hand cutting Propane nozzle
- Longer than standard PNM nozzles to give improved backfire resistance and accessibility
- Type 5 18/90

STOCK CODE	NOZZLE SIZE	PLATE THICKNESS	BAR PROPANE	BAR OXYGEN
702308	0.8mm (1/32")	3mm-6mm	0.20	2.10
702312	1.2mm (3/64")	5mm-12mm	0.20	2.10
702316	1.6mm (1/16")	10mm-75mm	0.20	2.80
702320	2.0mm (5/64")	70mm-100mm	0.30	3.50
702324	2.4mm (3/32")	90mm-150mm	0.40	4.20
702332	3.2mm (1/8")	190mm-300mm	0.60	5.60

VVC CUTTING NOZZLE



- High speed machine cutting Propane nozzle
- Designed with chrome plated outers to provide extra protection from spatter build up
- Bar Propane 0.10

STOCK CODE	NOZZLE	PLATE THICKNESS	BAR OXYGEN
703100	5/0	1.5mm	2.75
703101	4/0	6mm	3.45
703102	3/0	9mm	5.17
703103	0	12mm	5.17
703104	0	18mm	6.42
703105	0.5	32mm	6.90
703106	1	64mm	6.90

STOCK CODE	NOZZLE	PLATE THICKNESS	BAR OXYGEN
703107	1.5	75.0mm	6.90
703108	2	127mm	6.90
703109	2.5	150mm	6.90
703110	3	178mm	6.90
703111	4	203mm	6.90
703112	5	225mm	6.42
703113	5.5	254mm	6.42

DIFFERENT CONNECTIONS AVAILABLE
Contact sales for more information

WELDING NOZZLES

LIGHTWEIGHT NOZZLE



- One piece swaged design
- Used with a lightweight shank and mixer

STOCK CODE	NOZZLE	PLATE THICKNESS	BAR ACETYLENE	BAR OXYGEN
704101	1	0.9mm	0.14	0.14
704102	2	1.2mm	0.14	0.14
704103	3	2.0mm	0.14	0.14
704105	5	2.6mm	0.14	0.14
704107	7	3.2mm	0.14	0.14
704110	10	4.0mm	0.21	0.21
704113	13	5.0mm	0.28	0.28

TYPE 2/3/5 SWAGED NOZZLE



- Used with a traditional shank and welding mixer

STOCK CODE	NOZZLE	PLATE THICKNESS	BAR ACETYLENE	BAR OXYGEN
704201	1	0.9mm	0.14	0.14
704202	2	1.2mm	0.14	0.14
704203	3	2.0mm	0.14	0.14
704205	5	2.6mm	0.14	0.14
704207	7	3.2mm	0.14	0.14
704210	10	4.0mm	0.21	0.21
704213	13	5.0mm	0.28	0.28
704218	18	6.5mm	0.28	0.28
704225	25	8.2mm	0.42	0.42

HEATING NOZZLES

HEATING NOZZLE



- Used with Type 5 shank, heating nozzle (Propane) and heating neck

STOCK CODE	NOZZLE	OUTPUT BTU	BAR PROPANE	BAR OXYGEN
705102	2	100,000-85,000	0.21-0.56	1.10-2.50
705103	3	180,000-60,000	0.28-1.10	1.80-5.00
705104	4	235,000-05,000	0.35-1.30	2.50-5.70
705105	5	280,000-15,000	0.85-2.10	3.52-8.70

DIFFERENT CONNECTIONS AVAILABLE
Contact sales for more information

EVERYDAY GAS REGULATORS

SINGLE STAGE PLUGGED



STOCK CODE	DESCRIPTION	MAX OUTLET PRESSURE
E700101	25 Bar – Acetylene	1.5 Bar
E700102	300 Bar – Oxygen	10 Bar
E700104	25 Bar – Propane	4.0 Bar

SINGLE STAGE 1 GAUGE



STOCK CODE	DESCRIPTION	MAX OUTLET PRESSURE
E700113	300 Bar – Gauge Argon	30 lpm flow
E700140	Argon Preset Regulator	3.0 Bar

SINGLE STAGE 2 GAUGE



STOCK CODE	DESCRIPTION	MAX OUTLET PRESSURE
E700121	25 Bar – Acetylene	1.5 Bar
E700122	300 Bar – Oxygen	10 Bar
E700123	300 Bar – Argon	30 lpm flow
E700152	300 Bar – CO ₂ (Side Entry)	4.0 Bar

FEATURES

- Flow rate up to 96m³/h (3389 ft³/h)
- Full 300 bar capability
- Bottom entry design suited for top outlet cylinder valves
- Improved Valve design to reduce gas pressure pulses

FITTINGS

- Fitted with 1/4" G parallel threaded gauges
- Fitted with standard 3/8" BSP outlet
- Fitted with 5/8" BSP inlet connections

DIFFERENT CONNECTIONS AVAILABLE
Contact sales for more information

FLASHBACK ARRESTORS

RESETTABLE FLASHBACK ARRESTOR



Designed to extinguish the flame front and ensure that it does not reach the cylinder or gas supply system. Manufactured to offer the highest level of protection.

STOCK CODE	DESCRIPTION	APPLICATION
709112/W	Flashback Arrestor – Resettable Oxygen	3/8" BSP Male/Female for Connection to Regulator
709114/W	Flashback Arrestor – Resettable Fuel	3/8" BSP Male/Female for Connection to Regulator

FEATURES

- Large sintered flame arrestor element
- Fully guided non-return valve
- Fast acting thermal cut off valve which activates when the heat sensitive element reaches 100°C
- Resettable pressure sensitive control valve
- Inlet dirt filter

FITTINGS

- 3/8" BSP
- H&SE approved
- BAM approved

IN-LINE FLASHBACK ARRESTOR



Manufactured to offer a high level of protection.

STOCK CODE	DESCRIPTION	APPLICATION
709102	Flashback Arrestor – In-line Oxygen	3/8" BSP Male/Female for Connection to Regulator
709104	Flashback Arrestor – In-line Fuel	3/8" BSP Male/Female for Connection to Regulator

FEATURES

- Large sintered element coupled with non return valve
- Includes thermal cut off valve which activates when the heat sensitive element reaches 100°C

FITTINGS

- 3/8" BSP
- H&SE approved
- BAM approved

GAS CONTRACTOR SETS

GAS CONTRACTORS SET A 18/90 Cutting Set – Single Stage 2 Gauge



STOCK CODE	DESCRIPTION
E700121	Regulator 25 Bar Single Stage 2 Gauge Acetylene
E700122	Regulator 300 Bar Single Stage 2 Gauge Oxygen 10 Bar
E708101	Everyday 18/90 NM Cutter
709102	Flashback Arrestor In-line Oxygen
709104	Flashback Arrestor In-line Fuel
761010 (NI)	Fitted Hose (Oxy & Ace) 10mm (3/8") - 3/8" BSP Check Valves 10m
701108	ANM Cutting Nozzle 0.8mm (1/32")
701112	ANM Cutting Nozzle 1.2mm (3/64")
682001	Round Cup Lighter
695001	Combination Spanner

Gas Contractors Set AC Supplied as above inside an Aluminium Case

GAS CONTRACTORS SET B 18/90 Cutting Set – Single Stage Plugged



STOCK CODE	DESCRIPTION
E700101	Regulator 25 Bar Single Stage Plugged Acetylene
E700102	Regulator 300 Bar Single Stage Plugged Oxygen 10 Bar
E708101	Everyday 18/90 NM Cutter
709102	Flashback Arrestor In-line Oxygen
709104	Flashback Arrestor In-line Fuel
761010 (NI)	Fitted Hose (Oxy & Ace) 10mm (3/8") - 3/8" BSP Check Valves 10m
701108	ANM Cutting Nozzle 0.8mm (1/32")
701112	ANM Cutting Nozzle 1.2mm (3/64")
682001	Round Cup Lighter
695001	Combination Spanner

Gas Contractors Set BC Supplied as above inside an Aluminium Case

GAS CONTRACTORS SET C Lightweight Welding & Brazing Set



STOCK CODE	DESCRIPTION
E700121	Regulator 25 Bar Single Stage 2 Gauge Acetylene
E700122	Regulator 300 Bar Single Stage 2 Gauge Oxygen 10 Bar
709102	Flashback Arrestor In-line Oxygen
709104	Flashback Arrestor In-line Fuel
760605 (NI)	Fitted Hose (Oxy & Ace) 6mm (1/4") - 1/4" BSP Check Valves 5m
707202	Lightweight Welding Shank
707203	Lightweight Welding Mixer
704102	Lightweight Weld Nozzle Size 2
704105	Lightweight Weld Nozzle Size 5
682001	Round Cup Lighter
695001	Combination Spanner

Gas Contractors Set CC Supplied as above inside an Aluminium Case

GAS CONTRACTORS SET D Lightweight Cutting and Welding Set



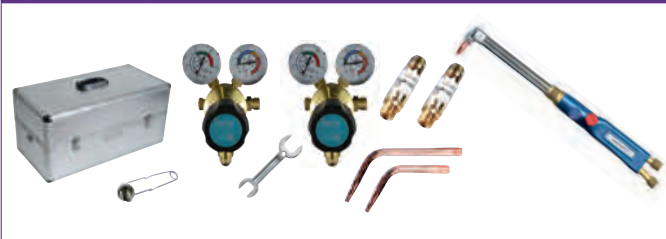
STOCK CODE	DESCRIPTION
E700121	Regulator 25 Bar Single Stage 2 Gauge Acetylene
E700122	Regulator 300 Bar Single Stage 2 Gauge Oxygen 10 Bar
709102	Flashback Arrestor In-line Oxygen
709104	Flashback Arrestor In-line Fuel
760605 (NI)	Fitted Hose (Oxy & Ace) 6mm (1/4") - 1/4" BSP Check Valves 5m
707202	Lightweight Welding Shank
707203 (NI)	Lightweight Welding Mixer
707201	Lightweight Cutting Attachment
705202	AFNM Nozzle 1.2mm (3/64") (not shown)
704102	Lightweight Weld Nozzle Size 2
704105	Lightweight Weld Nozzle Size 5
682001	Round Cup Lighter
695001	Combination Spanner

Gas Contractors Set DC Supplied as above inside an Aluminium Case



GAS CONTRACTOR SETS


GAS CONTRACTORS SET E Type 5 Cutting and Welding Set



STOCK CODE	DESCRIPTION
E700121	Regulator 25 Bar Single Stage 2 Gauge Acetylene
E700122	Regulator 300 Bar Single Stage 2 Gauge Oxygen 10 Bar
709102	Flashback Arrestor In-line Oxygen
709104	Flashback Arrestor In-line Fuel
760805 (NI)	Fitted Hose (Oxy & Ace) 8mm (5/16") – 3/8" BSP Valves 5m
695001	Combination Spanner
682001	Round file cup lighter
707101	Type 5 Cutting Attachment
707102	Type 5 Shank
707103	Type 5 Welding Mixer
704205	Type 2/3/5 Weld Nozzle Size 5
704207	Type 2/3/5 Weld Nozzle Size 7

Gas Contractors Set EC Supplied as above inside an Aluminium Case

GAS CONTRACTORS SET 2 Propane Cutting Set



STOCK CODE	DESCRIPTION
E700102 v	Regulator 230 Bar Single Stage Plugged Oxygen
E700104	Regulator Single Stage Plugged Propane
E708101	18/90 NM Cutter
709102	Flashback Arrestor In-line Oxygen
709104	Flashback Arrestor In-line Fuel
764110 (NI)	Fitted Hose (Oxy & Prop) 10mm (3/8") – 3/8" BSP Check Valves 10m
702108	PNM Nozzle 0.8mm (1/32")
702112	PNM Nozzle 1.2mm (3/64")
682001	Round File Cup Lighter
695001	Combination Spanner

Gas Contractors Set 2C Supplied as above in Aluminium Case

Gas Contractors Set 4 As Gas Contractors Set 2 but with 20 metre hose – 764120

ALUMINIUM CASE

A specially designed aluminium case to suit Contractors Sets



STOCK CODE	DESCRIPTION
ALUCASE	Aluminium case including foam inserts

CUTTING & WELDING HOSES

FEATURES

- Spiral reinforced construction for flexibility
- Ferruled end connections ensure reliability and gas tightness
- Fitted with check valves conforming with EN730
- Built in accordance with EN 1256 and EN 3821
- Hose burst pressure tested to 60 Bar



ACETYLENE WELDING HOSE Coil (No Fittings)



STOCK CODE	HOSE BORE	LENGTH
7606-R	6mm (1/4")	50m
7608-R	8mm (5/16")	50m
7610-R	10mm (3/8")	50m

OXYGEN/ACETYLENE TWIN HOSE Coil (No Fittings)



STOCK CODE	HOSE BORE	LENGTH
7706	6mm (1/4")	50m
7708	8mm (5/16")	50m
7710	10mm (3/8")	50m

PROPANE WELDING HOSE Coil (No Fittings)



STOCK CODE	HOSE BORE	LENGTH
7606-O	6mm (1/4")	50m
7608-O	8mm (5/16")	50m
7610-O	10mm (3/8")	50m

OXYGEN WELDING HOSE Coil (No Fittings)



STOCK CODE	HOSE BORE	LENGTH
7606-B	6mm (1/4")	50m
7608-B	8mm (5/16")	50m
7610-B	10mm (3/8")	50m

ARGON WELDING HOSE Coil (No Fittings)



STOCK CODE	HOSE BORE	LENGTH
7606-A	6mm (1/4")	50m
7610-A	10mm (3/8")	50m

CUTTING & WELDING HOSES SETS

OXYGEN AND ACETYLENE WELDING HOSE SETS Cylinder Fitting - 3/8" BSP



STOCK CODE	HOSE BORE	TORCH FITTING	LENGTH
760605	6mm (1/4")	1/4" BSP Check Valves	5m
760610	6mm (1/4")	1/4" BSP Check Valves	10m
760620	6mm (1/4")	1/4" BSP Check Valves	20m
761605	6mm (1/4")	3/8" BSP Check Valves	5m
761610	6mm (1/4")	3/8" BSP Check Valves	10m
761620	6mm (1/4")	3/8" BSP Check Valves	20m
760805	8mm (5/16")	3/8" BSP Check Valves	5m
760810	8mm (5/16")	3/8" BSP Check Valves	10m
760820	8mm (5/16")	3/8" BSP Check Valves	20m
761005	10mm (3/8")	3/8" BSP Check Valves	5m
761010	10mm (3/8")	3/8" BSP Check Valves	10m
761020	10mm (3/8")	3/8" BSP Check Valves	20m

OXYGEN AND PROPANE WELDING HOSE SETS Cylinder Fitting - 3/8" BSP



STOCK CODE	HOSE BORE	TORCH FITTING	LENGTH
764605	6mm (1/4")	1/4" BSP Check Valves	5m
764610	6mm (1/4")	1/4" BSP Check Valves	10m
764620	6mm (1/4")	1/4" BSP Check Valves	20m
764805	8mm (5/16")	3/8" BSP Check Valves	5m
764810	8mm (5/16")	3/8" BSP Check Valves	10m
764820	8mm (5/16")	3/8" BSP Check Valves	20m
764105	10mm (3/8")	3/8" BSP Check Valves	5m
764110	10mm (3/8")	3/8" BSP Check Valves	10m
764120	10mm (3/8")	3/8" BSP Check Valves	20m

DIFFERENT CONNECTIONS AVAILABLE
Contact sales for more information

CUTTING & WELDING SINGLE HOSE

CUTTING & WELDING SINGLE HOSE Cylinder Fitting - 3/8" BSP



STOCK CODE	HOSE BORE	CHECK VALVES	LENGTH
760605-OX	6mm (1/4")	1/4" BSP	5m
760610-OX	6mm (1/4")	1/4" BSP	10m
760620-OX	6mm (1/4")	1/4" BSP	20m
761605-OX	6mm (1/4")	3/8" BSP	5m
761610-OX	6mm (1/4")	3/8" BSP	10m
761620-OX	6mm (1/4")	3/8" BSP	20m
760805-OX	8mm (5/16")	3/8" BSP	5m
760810-OX	8mm (5/16")	3/8" BSP	10m
760820-OX	8mm (5/16")	3/8" BSP	20m
761005-OX	10mm (3/8")	3/8" BSP	5m
761010-OX	10mm (3/8")	3/8" BSP	10m
761020-OX	10mm (3/8")	3/8" BSP	20m

SINGLE ACETYLENE FITTED HOSE Cylinder Fitting - 3/8" BSP



STOCK CODE	HOSE BORE	CHECK VALVES	LENGTH
760605-AC	6mm (1/4")	1/4" BSP	5m
760610-AC	6mm (1/4")	1/4" BSP	10m
760620-AC	6mm (1/4")	1/4" BSP	20m
761605-AC	6mm (1/4")	3/8" BSP	5m
761610-AC	6mm (1/4")	3/8" BSP	10m
761620-AC	6mm (1/4")	3/8" BSP	20m
760805-AC	8mm (5/16")	3/8" BSP	5m
760810-AC	8mm (5/16")	3/8" BSP	10m
760820-AC	8mm (5/16")	3/8" BSP	20m
761005-AC	10mm (3/8")	3/8" BSP	5m
761010-AC	10mm (3/8")	3/8" BSP	10m
761020-AC	10mm (3/8")	3/8" BSP	20m

SINGLE PROPANE FITTED HOSE Cylinder Fitting - 3/8" BSP



STOCK CODE	HOSE BORE	CHECK VALVES	LENGTH
764605-PR	6mm (1/4")	1/4" BSP	5m
764610-PR	6mm (1/4")	1/4" BSP	10m
764620-PR	6mm (1/4")	1/4" BSP	20m
764805-PR	8mm (5/16")	3/8" BSP	5m
764810-PR	8mm (5/16")	3/8" BSP	10m
764820-PR	8mm (5/16")	3/8" BSP	20m
764105-PR	10mm (3/8")	3/8" BSP	5m
764110-PR	10mm (3/8")	3/8" BSP	10m
764120-PR	10mm (3/8")	3/8" BSP	20m

HOSE CONNECTIONS & FITTINGS

TAILNUTS

- Used with hose tails to terminate hoses.



STOCK CODE	DESCRIPTION
030015	1/4" BSP RH (Barb)
030016	1/4" BSP LH (Barb)
0315011	3/8" BSP RH (Barb)
0315013	3/8" BSP LH (Barb)

TAILS

- Allows the termination of hoses when used with tail nuts.



STOCK CODE	DESCRIPTION
030015 NI	1/4" BSP Nut-5mm (1/4")
030015 NG	1/4" BSP Nut-5mm (1/4")
0315014	3/8" BSP Nut-6mm (1/4")
0315014G	3/8" BSP Nut-6mm (1/4")
0315008	3/8" BSP Nut-8mm (5/16")
0315009	3/8" BSP Nut-10mm (3/8")

HOSE CHECK VALVE

- Used with Propane and Acetylene hoses.



STOCK CODE	DESCRIPTION
DSCV146R	1/4" Nut-1/4" (6mm) Tail-RH
DSCV146L	1/4" Nut-1/4" (6mm) Tail-LH
DSCV386R	3/8" Nut-1/4" (6mm) Tail-RH
DSCV386L	3/8" Nut-1/4" (6mm) Tail-LH
DSCV388R	3/8" Nut-5/16" (8mm) Tail-RH
DSCB388L	3/8" Nut-5/16" (8mm) Tail-LH
DSCV3810R	3/8" Nut-3/8" (10mm) Tail-RH
DSCV3810L	3/8" Nut-3/8" (10mm) Tail-LH

COUPLERS

- Used to extend or adapt hoses.



STOCK CODE	DESCRIPTION
0315066	1/4" - 1/4" BSP Male - RH
0315067	1/4" - 1/4" BSP Male - LH
0315068	1/4" - 3/8" BSP Male - RH
0315069	1/4" - 3/8" BSP Male - LH
0315070	3/8" - 3/8" BSP Male - RH
0315072	3/8" - 3/8" BSP Male - LH

SPLICERS

- Used to join hoses of the same bore size together.



STOCK CODE	DESCRIPTION
SPL06	6mm (1/4") Bore Hose
SPL08	8mm (5/16") Bore Hose
SPL10	10mm (3/8") Bore Hose

CYLINDER ADAPTORS



STOCK CODE	DESCRIPTION
RHCA90	RH Cylinder Adaptor 90°
LHCA90	LH Cylinder Adaptor 90°

SINGLE EAR HOSE CLAMPS



STOCK CODE	DESCRIPTION
B5043	24.5mm (21-23.8mm)
B5044	18.5mm (15.6-17.8mm)
B5045	8.7mm (7.5-8.7mm)
B5047	27.0mm (23.3-26.3mm)
B5048	8.0mm (6.8-8mm)
B5024	9.5mm (8.1-9.5mm)

HOSE CLAMPS



STOCK CODE	DESCRIPTION	HOSE ID
HC10	3/8" (8-11mm)	6mm (1/4")
HC13	1/2" (11-13mm)	5mm (13/64")
HC15	9/16" (13-15mm)	6mm (1/4")
HC16	5/8" (15-17mm)	8mm (5/16")
HC19	3/4" (17-20mm)	10mm (3/8")

FLOW METERS, FLOW TESTERS, DOUBLE OUTLET CONNECTORS

FLOW METER

Manufactured for MIG, TIG and laboratory applications where flow control is required.

STOCK CODE	DESCRIPTION
706101	Flow Meter Mixed Gas 25 lpm (MIG)
706100	Flow Meter Mixed Gas 0-12 lpm (TIG) Argon



FEATURES

- Designed from brass bar whilst the tube and cover are moulded from high quality polycarbonate to ensure high impact resistance and clarity
- Calibrated to operate at an inlet pressure of 30PSi.
- Sensitive needle valve provides easy adjustment and the downward facing outlet connection eliminates hose kinking.

FITTINGS

- Fitted with standard 3/8" BSP inlet and outlet connections

GAS FLOW TESTER



Designed to check gas flow at the front of MIG or TIG Torches.

STOCK CODE	DESCRIPTION
806001	Gasflow Tester 0-25 lpm

DOUBLE OUTLET CONNECTOR



Designed to split a single gas supply to 2 outlets, valve controlled.

STOCK CODE	DESCRIPTION
RHY-1	Double Outlet 3/8" BSP RH-Y Piece with Valves
LHY-1	Double Outlet 3/8" BSP LH-Y Piece with Valves

LIGHTERS, NOZZLE CLEANERS, SPANNERS AND SPINDLE KEYS

PISTOL TYPE LIGHTER



STOCK CODE	DESCRIPTION
683001	Pistol Type Lighter x 10
683002	Pistol Flint Renewals

ROUND CUP LIGHTER



STOCK CODE	DESCRIPTION
682001	Round File Cup Lighter x 10
682003	Cup Flint Renewal x 10

TRI-FLINT LIGHTER



STOCK CODE	DESCRIPTION
681001	Tri-Flint Lighter
681002	Tri-Flint Lighter including 4 replacement flint heads
681003	Tri-Flint Renewal x 10

METAL BOX TIP CLEANER



STOCK CODE	DESCRIPTION
696001	Metal Boxed Tip Cleaner

COMBINATION SPANNER



STOCK CODE	DESCRIPTION
695001	Combination Spanner

SPINDLE KEY



STOCK CODE	DESCRIPTION
695002	Spindle Key

NATIONAL AND INTERNATIONAL STANDARDS

Pressure Regulators BS EN ISO 2503 2009, A1:2015

Manufacturing Requirements	✓
Materials	✓
Design Machining and Assembly	✓
Connections	✓
Characteristics	✓
Marking	✓
Manufacturer Instructions	✓

Flashback Arrestors ISO 5175-1:2017

Design and Materials	✓
Requirements	✓
Tests	✓
Manufacturer Instructions	✓

Hose Assemblies BS EN 1256 2006, EN ISO 3821:2010, ISO 5175-2:2017

Construction	✓
Operational Criteria	✓
Performance Requirements	✓

Rubber Hose BS EN ISO 3821:2010

Materials	✓
Dimensions and Tolerances	✓
Physical Properties	✓
Requirements	✓
Colour Identification and Marking	✓

Manual Cutting and Welding Blowpipes BS EN ISO 5172 2006, A2:2015

Hose Connections	✓
Material	✓
Marking	✓
Safety and Operational Requirements	✓
Tests	✓
Instructions for Use	✓

BE PARWELD PROTECTED

Staying safe and protected is essential when working in any environment, a welding one is no different. Parweld offers a range of hard wearing welding safety equipment ideal for workshop use.



WELDING HOOD

Page 368

PANTHER LEATHER SLEEVE

Page 366

NEW PANTHER LEATHER JACKET

Page 364



NEW XR937H

Page 376

PANTHER APRON

Page 365

PANTHER GAUNTLET

Page 353

PANTHER LEATHER SPAT

Page 366

PANTHER PRO GAUNTLET



NEW



COW GRAIN LEATHER

STOCK CODE P3824

SIZE 10



4244



313X3X

FEATURES

- Fully reinforced palm and thumb
- Reinforced fingers
- Fully Lined
- Minimum palm thickness 1.2mm
- Extra length cuff (180mm)
- A grade leather

STANDARDS

- BS EN 388:2003
- BS EN 420:2003
- BS EN 12477:2001
- BS EN 407:2004



PANTHER PRO LONG SLEEVE GAUNTLET

NEW



COW GRAIN LEATHER

STOCK CODE P3822

SIZE 10



4244



313X3X

FEATURES

- Fully reinforced palm and thumb
- Long sleeve covers
- Covers whole arm for extra protection
- A grade leather
- 480mm cuff length

STANDARDS

- BS EN 388:2003
- BS EN 420:2003
- BS EN 12477:2001
- BS EN 407:2004

PANTHER GAUNTLET



COW SPLIT LEATHER

STOCK CODE P3825

SIZE 10

FEATURES

- Double Kevlar® stitched
- Reinforced palm and thumb
- 'A' grade leather
- Minimum palm thickness 1.2mm
- Fully lined and fully welted
- Extra length cuff (180mm)

STANDARDS

- BS EN 388:2003
- BS EN 420:2003
- BS EN 12477:2001
- BS EN 407:2004



4244



313X3X

UPDATED

Reinforced palm rest



PANTHER ALUMINISED GAUNTLET

NEW



COW SPLIT LEATHER

STOCK CODE P3828

SIZE 10

FEATURES

- Aluminium backing giving enhanced protection against radiated heat
- Kevlar® stitching
- Fully lined

STANDARDS

- BS EN 388:2003
- BS EN 420:2003
- BS EN 12477:2001
- BS EN 407:2004



4244



313X3X



PANTHER PRO TIG GLOVE

NEW



GOAT SKIN WITH COW HIDE CUFF AND REAR

STOCK CODE P3839

SIZE 10



4244



313X3X

FEATURES

- Cow hide rear to give improved heat protection
- Reinforced hand rest for improved durability
- Thumb patch for filler rod feeding
- Elasticated cuff for secure fit

STANDARDS

- BS EN 388:2016
- BS EN 407:2004
- BS EN 12477:2001
- BS EN 420:2003



PANTHER FINGERTIP SENSITIVITY TIG GLOVE



GOAT SKIN WITH COW HIDE CUFF

STOCK CODE P3838

SIZE 10

FEATURES

- Reinforced thumb
- Reinforced wrist patch
- Extra long cuff (150mm)

STANDARDS

- BS EN 388:2016
- BS EN 407:2004
- BS EN 12477:2001
- BS EN 420:2003

UPDATED

Gusseted fingers for improved dexterity



1111 41XX2X



PANTHER DRIVERS GLOVE



COW HIDE GRAIN LEATHER

STOCK CODE P3855

SIZE 10

FEATURES

- Fully lined for extra comfort
- Key set thumb for extra movement and flexibility
- Rolled hem
- Elasticated back

STANDARDS

- BS EN 388:2003



UPDATED

Reinforced palm for extended life.



4133



PANTHER MESH BACK DRIVERS GLOVE

NEW



COW GRAIN LEATHER
STOCK CODE P3854
SIZE 10

FEATURES

- Soft leather palm and finger facing
- Mesh rear for cooling
- Neoprene knuckle guard

STANDARDS

- BS EN 388:2003




4244



313X3X

PANTHER CANADIAN RIGGER GLOVE



COW SKIN AND COTTON
STOCK CODE P3805
SIZE 10

FEATURES

- Premium split cow skin
- 50mm reinforced cuff incorporating vein patch
- Minimum palm thickness 1.2mm
- Hi-Viz strip on knuckle protection

STANDARDS

- BS EN 388:2003



UPDATED

Additional reinforcement around thumb.




4133



REVERSIBLE GAUNTLETS

NEW



COW SPLIT LEATHER

STOCK CODE P3826

SIZE 10

FEATURES

- Double Kevlar® stitched
- Reversible design reduces costs
- Minimum palm thickness 1.2mm
- Fully lined and fully welted

STANDARDS

- BS EN 388:2003
- BS EN 420:2003
- BS EN 12477:2001
- BS EN 407:2004



4244



313X3X

PARWELD GLOVES

WELDERS GAUNTLET - P3820



COW SPLIT
LEATHER
SIZE 10

FEATURES

- One piece back
- Reinforced palm
- Fully lined
- Minimum palm thickness 1.2mm



3244 414X4X

STANDARDS

- BS EN 388:2016
- BS EN 407:2004
- BS EN 12477:2001
- BS EN 420:2003

TIG GLOVE - P3835



GOAT SKIN WITH
COW HIDE CUFF
SIZE 10

FEATURES

- Reinforced thumb
- Reinforced wrist patch
- Extra long cuff (150mm)



1111 212X1X

STANDARDS

- BS EN 388:2016
- BS EN 407:2004
- BS EN 12477:2001
- BS EN 420:2003

UPDATED

Now with gusseted fingers for improved dexterity

TIG GLOVE - P3830



COW HIDE GRAIN
LEATHER
SIZE 10

FEATURES

- Extra long cuff



1111 212X1X

STANDARDS

- BS EN 388:2003
- BS EN 407:2004
- BS EN 12477:2001
- BS EN 420:2003

POWER RIGGER GLOVE - P3802



COW SPLIT
LEATHER
SIZE 10

FEATURES

- Shoulder split leather
- Rubberised cuff
- Elasticated back
- Fully lined for extra comfort



2244

STANDARDS

- BS EN 388:2003
- BS EN 420:2003

DOUBLE PALM RIGGER GLOVE - P3801



COW SPLIT
LEATHER
SIZE 10

FEATURES

- Shoulder split leather
- Double palm finger and thumb
- Rubberised cuff
- Elasticated back
- Fully lined for extra comfort



3242

STANDARDS

- BS EN 388:2016
- BS EN 420:2003

ISO CUT C GLOVE - P3845



13G HPPE YARN
WITH PU PALM
COATING
SIZES 9, 10 & 11

FEATURES

- Enhanced cut protection (5) C
- Perfect for handling hazards within industry
- Light flexible PU palm coating
- Knitted wrist
- Abrasion resistance
- Colour safe identification



4X43C

STANDARDS

- BS EN 388:2016

PU GRIPPER GLOVE - P3860



PU COATED
NYLON 13 G
SIZE 8, 9, 10 & 11

FEATURES

- Ideal for light handling
- PU coating for grip and abrasion resistance
- Knitted wrist
- Light flexible PU palm coating
- Colour safe identification



4x14

STANDARDS

- BS EN 388:2016

NITRILE GRIPPER GLOVE LITE - P3870



NITRILE COATED
NYLON 13 G
SIZE 8, 9, 10 & 11

FEATURES

- Ideal for light handling
- Light flexible nitrile palm coating
- Abrasion resistance
- Double density form nitrile coating
- Knitted wrist
- Oil and grease resistance
- Colour safe identification



3x13

STANDARDS

- BS EN 388:2016

THERMAL GRIPPER LATEX GLOVE - P3840



LATEX
SIZE 8, 9, 10 & 11

FEATURES

- Ideal for outdoor and cold store applications
- Textured latex palm coating for superb grip
- Ribbed knitted wrist
- Brushed terry lining for added comfort and warmth
- General handling
- Knitted wrist
- Abrasion resistance
- Colour safe identification



2x41

STANDARDS

- BS EN 388:2003

MECHANIC GLOVE - P3810



SYNTHETIC
LEATHER
SIZE 10

FEATURES

- Velcro fasten cuff
- Spandex back for snug fit
- Reinforced palm and knuckles
- Finger tip wear pads



4133

FINDING THE CORRECT SIZE

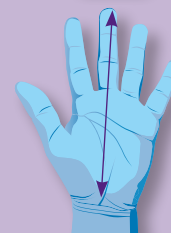
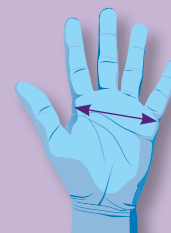
Ordering the right size is important for ensuring the gloves are comfortable and offer the fit for the intended purpose. Tight gloves can promote fatigue, whereas gloves that are too large can impair dexterity. To ensure the best fit please use the sizing chart.

You should always measure the hand you use the most for example if you are right handed measure your right hand using the Guide below to establish your correct size.

Measuring the hand in this way will not guarantee a 100% perfect fit due to all possible variations in hand size. Some workers, for example, may have long fingers, while others will have short fingers.

Workers may find gloves that are one-half or even a full size larger or smaller than the measured hand size fit more comfortably.

It is common to choose a slightly smaller glove when carrying out more dexterous or intricate tasks.



ALUMINISED HAND SHIELD



NEW



SPLIT HIDE LEATHER WITH
ALUMINISED FRONT

STOCK CODE
P3829

FEATURES

- Provides additional protection from reflected heat
- Elasticated straps



PANTHER WELDING JACKET

NEW



STOCK CODE

P3788

Sizes M, L, XL, XXL & XXL

FEATURES

- Worn over garments to protect body and arms from sparks and spatter
- Leather front and shoulders
- Stand up collar
- Adjustable wrists
- Inside pocket
- Side take up straps
- Kevlar® stitched
- 1.2mm thick split cow hide
- Flame retardant cloth back with shoulder vent to improve comfort
- Flame retardant cloth under arm for improved flexibility
- Head phone slot

STANDARDS

- BS EN ISO 11611:2007
- Class 1



PANTHER APRON C/W BUCKLE AND TIES



FEATURES

- Offers protection from sparks and heat generated from welding and industrial applications
- Kevlar® stitched
- Strong cotton webbing
- 1.2mm thick split cow hide

STANDARDS

- BS EN ISO 11611:2007
- Class 1

STOCK CODE

P3725

Size 61 cm x 91 cm (24" x 36")

UPDATED

Fully sealed seam edges.



PANTHER SPARK PROTECTION

PANTHER LEATHER SPAT



FEATURES

- Offers protection for shoes and trousers from sparks and heat generated from welding and industrial applications
- 1.2mm thick split cow hide

STANDARDS

- BS EN ISO 11611:2007
- Class 1

STOCK CODE

P3745

UPDATED

Flame retardant cloth insert to improve flexibility.



PANTHER LEATHER SLEEVE



FEATURES

- Offers protection for clothes and arms from sparks and heat generated from welding and industrial applications
- Kevlar® stitched
- Superior quality split leather
- Elasticised at both ends
- 1.2mm thick split cow hide

STANDARDS

- BS EN ISO 11611:2007
- Class 1

STOCK CODE

P3765

Size 46cm (18")

UPDATED

Flame retardant cloth insert to improve flexibility.



SPARK PROTECTION

RED APRON C/W BUCKLE & TIES - P3720



LEATHER

Size 61cm x 91cm (24" x 36")

FEATURES

- Heavy duty leather apron with reinforced ties
- Offers protection from sparks and heat generated from welding and industrial applications

STANDARDS

- BS EN ISO 11611:2007
- Class 1

RED WELDING JACKET - P3780



LEATHER

Sizes M, L, XL and XXL

FEATURES

- Worn over garments to protect body and arms from sparks and spatter
- Velcro and stud fastening
- Protective flap for fasteners

STANDARDS

- BS EN ISO 11611:2007
- Class 1

RED SLEEVE – 45CM (18") - P3760



LEATHER

FEATURES

- Offers protection for clothes and arms from sparks and heat generated from welding and industrial applications
- Elasticised cuff

STANDARDS

- BS EN ISO 11611:2007
- Class 1

Size 45cm (18")



FLAME PROTECTION

FLAME RETARDANT HOOD - P3940



FEATURES

- Front fastening
- Adjustable
- Lined hood
- Navy blue

335g 100% Cotton fabric with flame retardant treatment

STANDARDS

- BS EN 11612:2008
- BS EN 1161:2007
- BS EN ISO 14116:2008



AX BX CX

X= Level of Protection.



A1 B1 C1

Parweld's range of Flame Retardant apparel protects the user in situations where they are likely to be exposed to heat / or flame. All Parweld Flame Retardant (FR) apparel is tested and certified to EN 11612 and EN 14116.

DEFINITION

BS EN 11612:2008

The product must:

- Offer protection against small splashes of molten metal, and brief contact with flame. The garments certified to this standard are suitable for use in welding and allied processes.
- The garments are tested to withstand at least 15 drops of molten metal, and have a maximum temperature rise of 40°C on the back of the fabric. The test includes limited flame spread.
- Offer protection against brief contact with heat and flame. The heat can be convective, radiant, molten material, or a combination thereof:

The garment is classified for the following parameters:

- (A) Limited Flame Spread
 - (B) Convective Heat, a scale of 1-5 where 5 is the highest
 - (C) Radiant Heat, Scale 1-4, where 4 is the highest
- BS EN 116.

FLAME RETARDANT HOOD LONG - P3950



FEATURES

- Front fastening
- Adjustable
- Lined Hood
- Navy Blue
- Longer Cape

335g 100% Cotton fabric with flame retardant treatment

STANDARDS

- BS EN 11612:2008
- BS EN 1161:2007
- BS EN ISO 14116:2008



A1 B1 C1

EVERYDAY FLAME RETARDANT HOOD - P3942



FEATURES

- Front fastening
- Adjustable
- Navy Blue

335g 100% Cotton fabric with flame retardant treatment

STANDARDS

- BS EN 11612:2008
- BS EN 1161:2007
- BS EN ISO 14116:2008



A1 B1 C1



BANDANA



NEW



DURABLE FLAME TREATED COTTON

STOCK CODE P3960

ONE SIZE ONLY

FEATURES

335g 100% Cotton
fabric with flame
retardant treatment

SPECTACLES

Parweld's range of protective eye wear offers the user a lightweight range whilst ensuring maximum comfort and safety. Features include a moulded nose bridge, fully seamless and soft grips. All eye wear and visors are certified to BS EN 166 tested.

DEFINITION

BS EN 166:2002

The product must:

- Conform to the correct mechanical strength
- The correct use and optical performance
- All Parweld eye wear is impact rated F and Optical Class 1

Eye Protector	Heightened Robustness Impact Velocity 12m/s	Low Energy Impact Velocity 45m/s	Medium Energy Impact Velocity 120m/s	High Energy Impact Velocity 190m/s
Spectacles	✓	✓	x	x
Goggles	✓	✓	✓	x
Face Shield	✓	✓	✓	✓
Classification (lens)	S	F	B	A
Classification (frame)		F	B	A

Eye Protector	Liquid Droplets & Splashes	Large Dust Particles	Gas & Fine Dust Particles	Molten Metal & Hot Solids	Optical Performance
Spectacles	x	x	x	x	1
Goggles	✓	✓	✓	✓	1
Face Shield	✓	x	x	✓	1
Classification (lens)				9	
Classification (frame)	3	4	5	9	

BLACK NYLON FRAME POLYCARBONATE FRAME

FEATURES

- Optical Class 1
- Low Profile
- Wrap Around Sports Design
- Moulded Nose Bridge
- Comfortable Flexible Frame
- 99.9% UV Protection

STOCK CODE

- P3400 - Clear
- P3400A - Amber
- P3400S - Smoked
- P3400-5 - Welding shade 5

STANDARDS

- BS EN166:2002 1F



SPORTS STYLE SPECTACLE - P3442R (RED)/P3442 (BLUE)



FEATURES

- Optical Class 1
- Low profile
- Panoramic vision
- Cushioned side arms
- Moulded nose bridge
- Lightweight
- 99.9% UV protection
- Supplied with neck cord

NYLON FRAME WITH METALLIC PAINT / CLEAR POLYCARBONATE LENS

STANDARDS

BS EN166:2002 1F



CLEAR VISITOR SPECTACLES - P3430



FEATURES

- Optical class 1
- Vented side shields
- Lightweight Polycarbonate lens
- Can be worn over prescription spectacles

STANDARDS

- Conforms to BS EN 166:2002 1FT

Polycarbonate frame & lens

CLEAR SAFETY SPECTACLES - P3420



FEATURES

- Optical Class 1
- Black nylon frame with internal brow guard
- Panoramic vision
- Adjustable arms
- Non-slip nose piece

STANDARDS

- Conforms to BS EN 166:2002 1FT

Black nylon frame clear polycarbonate lens

NYLON BLACK FRAME SPECTACLE



FEATURES

- Optical Class 1
- Low profile, panoramic vision
- Wrap around sports & anti-scratch design
- Cushioned & adjustable side arms
- C/w neck cord

STOCK CODE

- P3410
- P3410A
- P3410S

STANDARDS

- Conforms to BS EN 166:2002 1FT

Nylon frame polycarbonate lens

GOGGLES

PANORAMIC SAFETY GOGGLE DIRECT - P3300D



FEATURES

- Designed for impact protection
- Clear PVC frame With direct ventilation
- Can be worn over prescription spectacles
- Adjustable strap

PVC

STANDARDS

- Conforms to BS EN 166:2002 1-49BT

CLEAR SKI GOGGLE - P3305



FEATURES

- Optical Class 1
- Soft PVC seal for comfort
- Impact rating B
- Indirect ventilation
- Lightweight
- Can be worn over prescription spectacles
- Adjustable strap

POLYCARBONATE LENS PVC SEAL STANDARDS

- Conforms to BS EN 166:2002 1B

PANORAMIC SAFETY GOGGLE INDIRECT - P3300



FEATURES

- Designed for impact protection
- Clear PVC frame with indirect ventilation
- Can be worn over prescription spectacles
- Adjustable strap

PVC

STANDARDS

- Conforms to BS EN 166:2002 1-49BT

SKI TYPE WELDING GOGGLE - P3310



FEATURES

- One piece goggle with soft moulded body
- Spatter resistant acetate lens
- Wide vision
- Shade 5 lens

PVC

STANDARDS

- BS EN 166:2002 & BS EN 169:2002

4 1/4" X 2" (108MM X 50MM) FLIP UP WELDING GOGGLE - P3390



FEATURES

- One piece goggle with soft moulded body
- Flip front design
- Indirect vent PVC housing
- Clear and shade 5 lens

STANDARDS

- BS EN 166:2002, BS EN 175:1997 and BS EN 169:2002

ROUND LENS FLIP UP WELDING GOGGLE - P3330



FEATURES

- One piece goggle with soft moulded body
- Flip front design
- Indirect vent PVC housing
- 50mm Polycarbonate lens
- Clear and shade 5 lens

STANDARDS

- BS EN 166:2002, BS EN 175:1997 and BS EN 169:2002



VISORS

SHADE 3 VISOR - P3260-3



STANDARDS

- BS EN 166:2002 IB, and BS EN 169:2002

Size 8" x 12"

SHADE 5 VISOR - P3260-5



STANDARDS

- BS EN 166:2002 IB, and BS EN 169:2002

Size 8" x 12"

SHADE 5 VISOR - P3261-5



STANDARDS

- BS EN 166:2002 IB, and BS EN 169:2002

Size 8" x 15½"

CLEAR VISOR - P3261



STANDARDS

- BS EN 166:2002 IB

Size 8" x 15½"

BROW GUARD - P3266



VISOR CARRIER WITH POSTS - P3263



For use with a Hard Hat

EAR PROTECTION

EAR DEFENDER - P3590



STANDARDS

- BS EN 352-1:2002

FEATURES:

- Comfortable noise reducing ear defender
- General purpose adjustable headband
- SNR = 24db

FOAM EAR PLUG - P3500



STANDARDS

- BS EN 352-2:2002

FEATURES:

- Cylindrical soft foam, compress to fit, disposable ear plug
- Designed to provide the ultimate in comfort, SNR = 37db

RESPIRATORY PROTECTION

Parweld's range of respirators protects the user from environmental risk against solids, as well as water and oil based aerosols. All Parweld respirators are certified to BS EN 149:2001 and CE certified.

Parweld moulded FFP masks have been designed with a preformed nose bridge and reinforcement strip providing a comfortable fit which eliminates the need for constant adjustment. All masks are fitted with a one way exhaust valve to minimise breathing resistance.

DEFINITION

BS EN 149:2001

There are three classes of protection detailed in EN149:2001: • FFP1, FFP2 & FFP3 and filtering face pieces are classified according to filter efficiency.

FFP1	Low Efficiency	Protection Factor 4
FFP2	Medium Efficiency	Protection Factor 10
FFP3	High Efficiency	Protection Factor 20

FFP3 MOULDED DUST/FUME/MIST RESPIRATOR C/W EXHALATION VALVE - P3130V



STANDARDS

- BS EN 149:2001

FEATURES

- Respiratory protection against low to average toxicity dust & powders
- Respiratory protection for fine particles with active carbon layer offering relief from ozone and low levels of gases and vapours below OEL limits
- Includes an exhalation valve to allow exhaled air to be vented from the mask without compromising protection
- Protection factor 20
- Adjustable head straps and nose piece

FFP1 MOULDED DUST RESPIRATOR C/W EXHALATION VALVE - P3110V



STANDARDS

- BS EN 149:2001

FEATURES

- Respiratory protection against non toxic dusts and powders
- Includes an exhalation valve to allow exhaled air to be vented from the mask without compromising protection
- Protection factor 4
- Adjustable head straps and nose piece

FFP2 MOULDED DUST RESPIRATOR C/W EXHALATION VALVE - P3121V



STANDARDS

- BS EN 149:2001

FEATURES

- Respiratory protection against non toxic dusts and powders
- Includes an exhalation valve to allow exhaled air to be vented from the mask without compromising protection
- Protection factor 10
- Adjustable head straps and nose piece

FFP2 MOULDED ACTIVE CARBON RESPIRATOR C/W EXHALATION VALVE - P3122V



STANDARDS

- BS EN 149:2001

FEATURES

- Respiratory protection against low to average toxicity dust and powders
- Respiratory protection for fine particles with active carbon layer offering relief from ozone & low levels of gases & vapours below OEL limits
- C/w exhalation valve to allow exhaled air to be vented from the mask without compromising protection
- Protection factor 10
- Adjustable head straps and nose piece

HAZARD PROTECTION

Parweld's range of welding blankets & curtains protect the user from accidents caused by welding sparks. All Parweld welding blankets conform to BS EN 1869:1997

DEFINITIONS

BS EN ISO 1869:1997

THE PRODUCT MUST:

- Protect workers whilst having the added benefit of shielding flammable materials, machinery, vehicles & plant & equipment from molten metal globules, spatter, etc. Welding blankets are reusable dependent upon the application.
- Parweld's welding curtains can be used to isolate an area offering protection to workers working outside of the welding area from welding sparks, UV/IR light welding spatter by creating a moveable welding bay.
- Parweld's safety apparel offers the users protection against the hazards in the workplace.

ORANGE PVC WELDING CURTAIN



STOCK CODE

P3646O - Size 1.2m x 1.8m (4ft x 6ft)

P3666O - Size 1.8m x 1.8m (6ft x 6ft)

P3886O - Size 2.4m x 1.8m (8ft x 6ft)

P3610 - Curtain Rings

FEATURES

- Low visibility dark green PVC welding curtain for MIG and TIG welding
- Supplied with eyelets on 4 sides
- UV Stabilised / PVC

STANDARDS

- BS EN ISO 25980:2014

STEEL FRAME



STOCK CODE

P3666FR - Size 1.8m x 1.8m (6ft x 6ft)

P3886FR - Size 2.4m x 1.8m (8ft x 6ft)

FR-EXT - Steel Frame Extension 0.6m (2ft)

FEATURES

- Steel Frame.

GREEN PVC WELDING CURTAIN



STOCK CODE

P3646G - Size 1.2m x 1.8m (4ft x 6ft)

P3666G - Size 1.8m x 1.8m (6ft x 6ft)

P3886G - Size 2.4m x 1.8m (8ft x 6ft)

P3610 Curtain Rings

FEATURES

- Low visibility dark green PVC welding curtain for MIG and TIG welding
- Supplied with eyelets on 4 sides
- UV Stabilised / PVC

STANDARDS

- BS EN ISO 25980:2014

CANVAS WELDING CURTAIN



STOCK CODE

P3646CG - Size 1.2m x 1.8m (4ft x 6ft)

P3666CG - Size 1.8m x 1.8m (6ft x 6ft)

P3886CG - Size 2.4m x 1.8m (8ft x 6ft)

P3610 Curtain Rings

FEATURES

- Low visibility dark green canvas welding curtain for MIG and TIG welding
- Supplied with eyelets on 4 sides
- Green Canvas

STANDARDS

- BS EN ISO 25980:2014

WELDING BLANKET/ROLL

WOVEN GLASS FIBRE WITH THERMAL TREATMENT



600°C

STOCK CODE

P3630

50m x 1m

P3621

2000mm x 1000mm

P3622

2000mm x 2000mm

P3623

3000mm x 2000mm

FEATURES

STANDARDS

- BS EN 1869:1997
- Provides protection from sparks and weld spatter
- 880G/Sq m

1000°C

STOCK CODE

P3631

50m x 1m

P3624

2000mm x 1000mm

P3625

2000mm x 2000mm

FEATURES

- Provides protection from sparks and weld spatter
- 430G/Sq m

XR935H

EVERYDAY LIGHT REACTIVE WELDING AND GRINDING HELMET



FEATURES

- Slim and lightweight
- Automatic light adjustment from light to dark in 1/30,000th of a second
- Shade control from DIN9-13
- Variable sensitivity
- Grinding mode
- Variable delay
- Viewing area 100mm x 41mm (3.94" x 1.62")
- Full face coverage
- Suitable for TIG welding
- Automatic power on/off
- Built in battery
- UV/IR protection up to shade DIN 16
- Confirms to CE and BS EN 379:2003+A1:2009, BS EN 175:1997, EN 166:2002
- 12 months warranty

CONFORMS TO EUROPEAN STANDARDS

The XR935H Light Reactive Helmet is independently certified to BS EN 379 and BS EN 175, EN 166, BS EN 379:2003+A1:2009, BS EN 175:1997, BS EN 166:2002.

TECHNICAL DATA

Viewing Area	100mm x 41mm (3.94" x 1.62")
Cartridge Size	110mm x 90mm (4.33" x 3.54")
UV/IR Protection	Permanent Shade DIN16
Light State	DIN Shade 4
Dark State	DIN Shade 9 to 13 Variable
Power Supply	Solar cells with built in battery
Power On/Off	Fully Automatic
Switching Time Light to Dark	1/30,000 seconds
Dark to Light	0.1-1.0 seconds (Internal variable)
Operating Temp	-10C to +60°C (14°F to 140°F)
Storage Temp	-20°C to +70°C (-4°F to -158°F)
Helmet Material	High Impact Polyamide Nylon
Total Weight	466g
Min Amp Req	10A

SPARES INFORMATION

STOCK CODE	DESCRIPTION
XR935H	Everyday Light Reactive Welding and Grinding Helmet
XR320	Front Cover Lens
XR350	Auto Darkening Filter Cartridge
XR330	Inside Cover Lens
XR370	Sweat Band
XR340	Adjustable Headband

MOULDED CONSTRUCTION

The XR935H is both slim and lightweight in construction. Manufactured from a high impact polyamide nylon material which ensures the helmet provides high levels of comfort and durability.

Full Face Coverage and Solar Powered. A curved design with a clear spatter shield over the optics provides maximum clarity. The helmet is fully adjustable to suit all head and body types. Features full neck coverage, locking headgear and automatic power on/off switch. The helmet is powered by a solar cell, there is no need for external batteries or cables. Internal battery life expectancy is 6 years.

FAST SWITCHING

The auto on wide view lens switches from light to dark in 1/30,000th of a second and offers continuous eye protection against UV and IR radiation, even in the light state mode. The grinding switch is conveniently located on the outside of the helmet. The switch locks the filter in the light state (Shade 4) to enable the helmet to be used as a grinding visor.

FILTERS

The welding filter has 2 sensors that react independently as the welding arc is struck enabling the almost instantaneous darkening of the filter. The switching sensitivity knob is located on the inside of the helmet and allows the helmet to be tuned to work in different ambient light levels. All Parweld filters have a Shade 4 light state, ideal for welding preparation.



XR937H

LARGE VIEW LIGHT REACTIVE WELDING AND GRINDING HELMET

NEW



TECHNICAL DATA

Viewing Area	101mm x 94mm (3.98" x 3.7")
UV/IR Protection	Permanent Shade DIN 16
Light State	Shade DIN 4
Dark State	Shade DIN 5-9 to DIN 9-13 Variable
Power Supply	Solar Cells and Lithium Batteries
Power On/Off	Fully Automatic
Sensitivity	External Variable
Arc Sensors	4
Delay Time (Dark to Light)	0.1-1.0 Seconds Variable
Grinding	Yes, External
ADF Self-Testing	Yes
Lower Battery Alarm	Yes, LED Indicator Light
Operating Temp	-10°C +60°C
Storage Temp	-20°C +70°C
Total Weight	530g

SPARES INFORMATION

STOCK CODE	DESCRIPTION
XR937H	Large View Light Reactive Welding and Grinding - Purple
XR9720	Front Cover Lens
XR9700	Auto Darkening Filter (ADF)
XR9730	Inside Cover Lens
XR9740	Head Band Assembly
XR1012	Sweat Band
XR363	Battery (2 required)

FEATURES:

- Extra large viewing area
- True colour lens
- 4 arc sensors
- All external controls
- Variable shade control DIN 5-9/9-13
- ADF self-testing
- Dual solar cells
- UV/IR protection
- Automatic power fully automatic
- 24 months warranty
- Conforms to EN379, EN175, EN166, ANSI Z87.1

STANDARD LENS:



TRUE COLOUR LENS:



MOULDED CONSTRUCTION

The XR937H is both slim and lightweight in construction. Manufactured from a high impact polyamide nylon material which ensures the helmet provides high levels of comfort and durability. The metallic paint finish ensures maximum heat reflection.

LARGE VIEWING AREA

Allows the user to follow the weld seam with ease and allows extended use for grinding due to improved visibility.

FAST SWITCHING

The auto on, auto darkening, wide view lens switches from light to dark in 1/30,000th of a second and offers continuous eye protection against UV and IR radiation, even when the lens is in the light state mode.

The grinding switch is conveniently located on the outside of the helmet. The switch locks the filter in the light state (Shade DIN 4) to enable the helmet to be used as a grinding visor.

SOLAR POWERED

The helmet is powered by a solar cell with replaceable backup batteries.

FILTERS

The welding filter has 4 sensors that react independently as the welding arc is struck enabling the almost instantaneous darkening of the filter.

The switching sensitivity knob is located on the outside of the helmet and allows the helmet to be tuned to work in different ambient light levels.

All Parweld filters have a Shade DIN 4 light state, ideal for welding preparation.

CONFORMS TO EUROPEAN STANDARDS

The XR937H Large View Light Reactive Welding and Grinding Helmet is independently certified to BS EN 379 and BS EN 175, EN 166, BS EN 379:2003+A1:2009, BS EN 175:1997, BS EN 166:2002.





XR938H

TRUE COLOUR LIGHT REACTIVE WELDING AND GRINDING HELMET



NEW

FEATURES

- True colour lens
- Slim and lightweight
- Automatic light adjustment from light to dark in 1/30,000th of a second
- Shade control from DIN 5-13
- Variable sensitivity
- Grinding mode
- Variable delay
- Viewing area 100 x 53mm (3.94" x 2.08")
- Full face coverage
- Suitable for TIG welding
- Automatic power on/off
- Battery life expectancy 2 years
- UV/IR protection up to shade DIN 16
- 24 months warranty

TECHNICAL DATA

Viewing Area	100 x 53mm (3.94" x 2.08")
Cartridge Size	110mm x 90mm (4.33" x 3.54")
UV/IR Protection	Permanent Shade DIN 16
Light State	DIN Shade 4
Dark State	DIN Shade 5 to 13 Variable
Power Supply	Built in solar cells and replaceable battery
Power On/Off	Fully Automatic
Switching Time Light to Dark	1/30,000 seconds
Dark to Light	0.1-1.0 seconds (External variable)
Operating Temp	-10°C to +60°C (14°F to 140°F)
Storage Temp	-20°C to +70°C (-4°F to -158°F)
Helmet Material	High Impact Polyamide Nylon
Total Weight	470g
Min Amperage Req	5A

SPARES INFORMATION

STOCK CODE	DESCRIPTION
XR938H/P	True Colour Light Reactive Helmet - Purple
XR938H	True Colour Light Reactive Helmet - Silver
XR938H/BL	True Colour Light Reactive Helmet - Blue
XR938H/E	True Colour Light Reactive Helmet - Eagle
XR938H/F	True Colour Light Reactive Helmet - Flame
XR938H/R	True Colour Light Reactive Helmet - Red
XR720	Front Cover Lens
XR380	True Colour ADF 110mm x 90mm
XR730	Inside Cover Lens
XR770	Sweat Band
XR740	Adjustable Headband



XR938H



XR938H/B



XR938H/R



XR938H/P



XR938H/E



XR938H/F

MOULDED CONSTRUCTION

The XR938H is both slim and lightweight in construction. Manufactured from a high impact polyamide nylon material which ensures the helmet provides high levels of comfort and durability. The metallic paint finish ensures maximum heat reflection.

FULL FACE COVERAGE

A curved design with a clear spatter shield over the optics provides maximum clarity. The helmet is fully adjustable to suit all head and body types. Features full neck coverage, locking headgear and automatic power on/off switch.

FAST SWITCHING

The auto on, auto darkening, wide view lens switches from light to dark in 1/30,000th of a second and offers continuous eye protection against UV and IR radiation, even when the lens is in the light state mode.

The grinding switch is conveniently located on the outside of the helmet. The switch locks the filter in the light state (Shade DIN 4) to enable the helmet to be used as a grinding visor.

SOLAR POWERED

The helmet is powered by a solar cell with replaceable backup battery.

FILTERS

The welding filter has 4 sensors that react independently as the welding arc is struck enabling the almost instantaneous darkening of the filter. The switching sensitivity knob is located on the inside of the helmet and allows the helmet to be tuned to work in different ambient light levels. All Parweld filters have a Shade 4 light state, ideal for welding preparation.

CONFORMS TO EUROPEAN STANDARDS

The XR938H True Colour Light Reactive Welding and Grinding Helmet is independently certified to BS EN 379 and BS EN 175, EN 166, BS EN 379:2003+A1:2009, BS EN 175:1997, BS EN 166:2002.

STANDARD LENS:

TRUE COLOUR LENS:



Arc welding generates visible light, infrared and ultra violet radiation, which can damage eyes and skin. The Parweld XR938H True Colour Light Reactive Welding Helmet offers the latest innovative protection for the welder.



XR940A

POWERED AIR PURIFYING RESPIRATOR FOR PARTICULATE ENVIRONMENTS

NEW



TECHNICAL DATA

Air flow rate	170 or 220nl/min
Material	PC + ABS
Motor	Brushless
Fuse	Electronic
Battery	Li-ion 14.8V rechargeable
Battery Charging time	Approx 2.5h
Charging Cycles	>350
Run time	11 hour @ 170nl/min 9 hour @ 220nl/min (min fully charged new battery & filter room temp.)
Noise	Max. 60dB(A)
Voltage/Capacity	14.8V/2.2Ah
Pre filter	Carbon (odour)
Weight	288g (1097g incl. Filter and Battery)
Dimensions	224 x 190 x 70 mm (MAX)
Air hose length	850mm
Master Filter Type	P3 TH3P R SL for TH3P system (Europe)
Standards	EN12941:1998/A1:2003/ A2:2008 TH3 P R SL

SPARES INFORMATION

STOCK CODE	DESCRIPTION
XR940A	Unit with carry bag, large view welding & grinding helmet & universal charger
XR1002	Helmet
XR1003	Blower Unit
XR1004	Filter Cover
XR1005	Spark Arrestor
XR1006	Carbon Pre-filter
XR1007	P3 Hepa filter
XR1008	Waist Belt and Shoulder Harness
XR1009	Air Hose and Connectors
XR1010	FR Hose Cover
XR1011	Head Gear c/w Air Duct
XR1012	Sweat Band
XR1013	Head Gear Fixing Kit
XR1014	Face Seal and Fixings
XR1016	Battery
XR1017	Charger
XR9720	Inside Cover Lens
XR9730	Front Cover Lens

FILTRATION

The unit is fitted with a P3 Particulate main filter coupled with a carbon odour pre filter & a stainless steel spark trap to preserve the filters, all filters are replaceable. Filter lifetime is dependant upon the working environment. The unit is not suitable for operation in areas where the oxygen supply is depleted or risk of toxic gas build up. TH3P Protection factor 500

TH3P FILTER APPLICATIONS

- Metal Grinding & cutting applications
- Welding of Aluminium by MIG or TIG process
- Welding of Stainless Steel MIG & TIG processes
- Welding of steel by MMA, MIG or TIG
- Welding of Zinc coated steel by MIG or TIG

XR940A is a battery powered air purifying respirator for protection against dust and particles. This system is TH3P certified in accordance with European standard EN12941: 1998/A 1:2004/A2:2008 TH3P

FEATURES:

XR940A supplies clean air reducing the effort required to breathe in fume environments. The electronic system for controlling the airflow monitors the blower in order to ensure a constant flow of min.170nl/min*. The operating time of XR940A with a fully charged battery depends on the & filter state but run time on the low setting is normally more than 11 hours & 9 hours on the high setting.

Has enhanced warning signals, optical and audible alarms for low power, clogged filter and reduced airflow. The welding helmet features a multi adjustable headband with enhanced supports to spread the load evenly on the wearers head, vibration warning for low air flow.

Comes with the XR937H true colour cartridge for enhanced clarity.

Support provided by removable shoulder straps.



SIMPLE AND CLEAR STATUS DISPLAY

SMOOTH & ULTRA-QUIET BRUSHLESS MOTOR

VARIABLE AIRFLOW SPEED CONTROL

REMOVABLE LI/ION BATTERY RUN TIME 10HRS+

EASY TO OPERATE CONTROLS

SUPPLIED WITH A P3 MAIN FILTER, ACTIVATED CARBON PRE FILTER AND METAL SPARK ARRESTER

LIGHT WEIGHT, LESS THAN 1.1KG



PARWELD TV
See the XR940A in action on Parweld TV, Parweld's exclusive YouTube Channel



GLASS FILTER LENSES

Designed for use with welding helmets to protect the users eyes. Should always be used in conjunction with a clear cover lens.



STANDARD
BS EN 169:2002,
BS EN 166:2002
Size 108mm x 50mm
(4¼" x 2")



STANDARD
BS EN 169:2002,
BS EN 166:2002
Size 108mm x 82mm
(4¼" x 3¼")



STANDARD
BS EN 169:2002,
BS EN 166:2002
Size 133mm x 114mm
(5¼" x 4½")

STOCK CODE	SHADE
LS0850	8
LS0950	9
LS1050	10
LS1150	11
LS1250	12
LS1350	13

STOCK CODE	SHADE
LS0882	8
LS0982	9
LS1082	10
LS1182	11
LS1282	12
LS1382	13

STOCK CODE	SHADE
LS0813	8
LS0913	9
LS1013	10
LS1113	11
LS1213	12
LS1313	13



STANDARD
BS EN 169:2002, BS
EN 166:2002
Size 108mm x 82mm
(4¼" x 3¼")



STANDARD
BS EN 169:2002,
BS EN 166:2002
Size 110mm x 60mm
(4.3" x 2.4")



STANDARD
BS EN 169:2002,
BS EN 166:2002
Size 110mm x 90mm
(4.3" x 3.5")

STOCK CODE	SHADE
LS0855	8
LS0955	9
LS1055	10
LS1155	11
LS1255	12
LS1355	13

STOCK CODE	SHADE
LS0860	8
LS0960	9
LS1060	10
LS1160	11
LS1260	12
LS1360	13

STOCK CODE	SHADE
LS0890	8
LS0990	9
LS1090	10
LS1190	11
LS1290	12
LS1390	13

CLEAR COVER LENSES



Designed for use with welding helmets to protect the filter lens from spatter.

CLEAR CR39 COVER LENS

STOCK CODE	SIZE
LCR3950	108 x 50mm (4¼ x 2")
LCR3982	108 x 82mm (4¼ x 3¼")
LCR3933	133 x 114mm (5¼ x 4½")

STANDARD

BS EN 166:2002 1S

CLEAR GLASS COVER LENS

STOCK CODE	SIZE
LC0050	108 x 50mm (4¼ x 2")
LC0082	108 x 82mm (4¼ x 3¼")
LC1055	110 x 55mm
LC0133	133 x 114mm (5½ x 4¼")
LC1060	110 x 60mm
LC1090	110 x 90mm

STANDARD

BS EN 166:2002 1

DIOPTER LENS

STOCK CODE	MAGNIFICATION
LD1050	1.0
LD1550	1.5
LD2050	2.0
LD2550	2.5
LD3050	3.0

STANDARD

BS EN 166:2002 1F

CLEAR POLYCARBONATE COVER LENS

STOCK CODE	SIZE
LP0047	103mm x 47mm
LP0050	108 x 50mm (4¼ x 2")
LP0060	110 x 60mm
LP0082	108 x 82mm (4¼ x 3¼")
LP1033	114 x 133mm (4¼ x 5¼")

STANDARD

BS EN 166:2002

MMA



Parweld offers an extensive MMA range, exceeding industry standard expectations at a competitive price.

CABLE PLUGS AND SOCKETS

- Designed to Connect Cables to the Power Source
- Push and Twist Design
- Foolproof Locking System
- EN60974-12

DINSE® PANEL MOUNTED PLUG



STOCK CODE	CABLE SIZE	MAX AMPS	PANEL CUT OUT	OUTER DIAMETER
PP10-25	10-25mm ²	200A	20mm	32mm
PP35-50	35-50mm ²	315A	30mm	42mm
PP50-70	50-70mm ²	400A	30mm	42mm
PP70-95	70-95mm ²	500A	30mm	42mm

DINSE® PANEL MOUNTED SOCKET



STOCK CODE	CABLE SIZE	MAX AMPS	PANEL CUT OUT	OUTER DIAMETER
PS10-25	10-25mm ²	200A	20mm	32mm
PS35-50	35-50mm ²	315A	30mm	42mm
PS50-70	50-70mm ²	400A	30mm	42mm
PS70-95	70-95mm ²	500A	30mm	42mm

MUREX® TYPE CC17 PLUG



STOCK CODE	CABLE SIZE	LENGTH	MAX AMPS
651001	70mm ²	175mm	400A

MUREX® TYPE CC18 SOCKET



STOCK CODE	CABLE SIZE	LENGTH	MAX AMPS
651002	70mm ²	150mm	400A

WESCOL®/BUTCHER BROTHERS® SOCKET



STOCK CODE	CABLE SIZE	LENGTH	MAX AMPS
651004	70mm ²	155mm	450A

WESCOL®/BUTCHER BROTHERS® PLUG



STOCK CODE	CABLE SIZE	LENGTH	MAX AMPS
651003	70mm ²	164mm	450A

DINSE® CABLE PLUG



STOCK CODE	CABLE SIZE	LENGTH	MAX AMPS
CP10-25	10-25mm ²	65mm	150A
CP35-50	35-50mm ²	105mm	315A
CP50-70	50-70mm ²	110mm	400A
CP70-95	70-95mm ²	110mm	500A

DINSE® CABLE SOCKET



STOCK CODE	CABLE SIZE	LENGTH	MAX AMPS
CS10-25	10-25mm ²	65mm	200A
CS35-50	35-50mm ²	105mm	315A
CS50-70	50-70mm ²	110mm	400A
CS70-95	70-95mm ²	110mm	500A



EARTH CLAMPS

- CE BS 638-5
- EN60974-12

200A CROCODILE EARTH CLAMP



STOCK CODE	CABLE SIZE	MAX AMPS	DUTY CYCLE
661200	25mm ²	200A	35%

400A CROCODILE EARTH CLAMP



STOCK CODE	CABLE SIZE	MAX AMPS	DUTY CYCLE
661400	70mm ²	400A	35%

400A CAST STEEL SCREW TYPE EARTH CLAMP



STOCK CODE	CABLE SIZE	MAX AMPS	DUTY CYCLE
662400	95mm ²	400A	35%

600A CAST BRASS SCREW TYPE EARTH CLAMP



STOCK CODE	CABLE SIZE	MAX AMPS	DUTY CYCLE
662600	95mm ²	600A	35%

700A ALL BRASS SCREW TYPE EARTH CLAMP



STOCK CODE	CABLE SIZE	MAX AMPS	DUTY CYCLE
662700	95mm ²	700A	35%

ELECTRODE HOLDERS

• CE EN 60974-11

400A ELECTRODE HOLDER



STOCK CODE	CABLE SIZE	MAX AMPS	MAX ELECTRODE	DUTY CYCLE
655400-2	50mm ²	400A	5mm ²	35%

600A ELECTRODE HOLDER



STOCK CODE	CABLE SIZE	MAX AMPS	MAX ELECTRODE	DUTY CYCLE
655600-2	70mm ²	600A	6.3mm ²	35%

OPTIMUM ELECTRODE HOLDER



STOCK CODE	CABLE SIZE	MAX AMPS	MAX ELECTRODE	DUTY CYCLE
653300-1	35mm ²	300A	4mm	35%
653400-1	50mm ²	400A	5mm	35%

400A MUREX® ELECTRODE HOLDER



STOCK CODE	CABLE SIZE	MAX AMPS	MAX ELECTRODE	DUTY CYCLE
656400	50mm ²	400A	5mm ²	35%

200A CROCODILE ELECTRODE HOLDER



STOCK CODE	CABLE SIZE	MAX AMPS	MAX ELECTRODE	DUTY CYCLE
653200	25mm ²	200A	3.2mm ²	35%

400A CROCODILE ELECTRODE HOLDER



STOCK CODE	CABLE SIZE	MAX AMPS	MAX ELECTRODE	DUTY CYCLE
653400	50mm ²	400A	8mm	35%

600A CROCODILE ELECTRODE HOLDER



STOCK CODE	CABLE SIZE	MAX AMPS	MAX ELECTRODE	DUTY CYCLE
653600	75mm ²	600A	10mm	35%



Murex® trademark is the property of its respective owner, and usage is for reference only. These products are not endorsed by the original manufacturer.



CABLE KITS

• CE EN 60974-12

EARTH CABLE CLAMP KIT



STOCK CODE	SIZE	AMPS	DINSE
CKC203	3m	200A	10-25
CKC203I	3m	200A	35-50
CKC204	4m	200A	10-25
CKC205	5m	200A	10-25
CKC403	3m	400A	35-50
CKC404	4m	400A	35-50
CKC405	5m	400A	35-50

FEATURES

- Single Insulated PVC Welding Cable
- Dinse® Plug
- Crocodile Clamp

ELECTRODE HOLDER CABLE KIT



STOCK CODE	SIZE	AMPS	DINSE
CKE203	3m	200A	10-25
CKE203I	3m	200A	35-50
CKE204	4m	200A	10-25
CKE205	5m	200A	10-25
CKE403	3m	400A	35-50
CKE404	4m	400A	35-50
CKE405	5m	400A	35-50

FEATURES

- Single Insulated PVC Welding Cable
- Dinse® Plug
- Crocodile Electrode Holder

Dinse® trademark is the property of its respective owner, and usage is for reference only. These products are not endorsed by the original manufacturer.

CHIPPING HAMMERS

SPRING HANDLE CHIPPING




STOCK CODE	LENGTH	WEIGHT
671001	265mm	290gms

LARGE WOODEN HANDLE



STOCK CODE	LENGTH	WEIGHT
673001	285mm	550gms

STEEL HANDLE CHIPPING



STOCK CODE	LENGTH	WEIGHT
672001	295mm	380gms

REEL ASSEMBLY

REEL HUB ASSEMBLY



STOCK CODE
807001

FRENCH CHALK

FRENCH CHALK HOLDER AND CHALK



STOCK CODE	DESCRIPTION
684001	Holder and Chalk
684003	French Chalk Flat 125mm x 12mm x 5mm



WIRE BRUSHES

STAINLESS STEEL WIRE BRUSH

16 deep stainless steel, wooden handle, used to clean stainless steel



STOCK CODE	DESCRIPTION
SS2W	2 Rows Wide
SS3W	3 Rows Wide
SS4W	4 Rows Wide

MILD STEEL WIRE BRUSH

16 deep steel, wooden handle, used to clean mild steel, carbon steel bristles



STOCK CODE	DESCRIPTION
MS3W	3 Rows Wide
MS4W	4 Rows Wide

MIG PLIERS

EVERYDAY MULTI-PURPOSE MIG PLIERS



STOCK CODE	NOZZLE DIAMETER
E808000	12-15mm

MULTI-PURPOSE MIG PLIERS



STOCK CODE	NOZZLE DIAMETER
808001	12-15mm
808002	15-18mm

ARC AIR GOUGING

1000A ARC AIR GOUGING TORCH

STOCK CODE	MAX AMPS
GTK4000	1000A

- 1000A gouging torch
- 360° swivel head assembly
- Natural 15° head angle
- Suits 4.0mm to 9.5mm round carbons
- Suits 9.5mm – 15.9mm flat carbons
- 2.1m long reinforced rubber cable
- Rugged construction with ergo grip handle
- Air pressure 80 PSI



ARC AIR GOUGING CARBONS



STOCK CODE	SIZE
AGC 5/32 x 12"	4mm (5/32")
AGC 3/16 x 12"	5mm (3/16")
AGC 1/4 x 12"	6mm (1/4")
AGC 5/16 x 12"	8mm (5/16")
AGC 3/8 x 12"	10mm (3/8")
AGC 1/2 x 12"	13mm (1/2")

ARC AIR JOINTED CARBONS



STOCK CODE	SIZE
AGCJ 5/16 x 17"	8mm (5/16")
AGCJ 3/8 x 17"	10mm (3/8")
AGCJ 1/2 x 17"	13mm (1/2")
AGCJ 5/8 x 17"	16mm (5/8")
AGCJ 3/4 x 17"	19mm (3/4")

CABLE CONNECTORS & FITTINGS

CABLE LUGS



REUSABLE

STOCK CODE	DESCRIPTION
691025	25mm ² 200A
691035	35mm ² 300A
691050	50mm ² 400A
691070	70mm ² 600A

HAMMER TYPE

STOCK CODE	DESCRIPTION
692050	50/70mm ² 400A
692070	75/95mm ² 600A

COPPER CRIMP LUGS



STOCK CODE	SIZE	BOLT
CT25-10	16-25mm	10mm
CT50-12	35-50mm	12mm
CT50-16	35-50mm	16mm
CT70-12	50-70mm	12mm
CT70-16	50-70mm	16mm



ANTI-SPATTER

PROTECT PRE-WELD ANTI-SPATTER



STOCK CODE	SIZE
WR4075	750ml
WR4005	5kg
WR4025	25kg

FEATURES

- High heat resistance.
- Silicon free
- Highly concentrated formula - **3 times more effective**

WATER BASED ANTI-SPATTER



STOCK CODE	SIZE
WR1030	300ml

GALVANISING SPRAY



STOCK CODE	SIZE
WR5040	400ml

NDT DEVELOPER SPRAY



STOCK CODE	SIZE
WR7020	400ml

NDT DYE PENETRANT SPRAY



STOCK CODE	SIZE
WR7030	400ml

NDT CLEANER SPRAY



STOCK CODE	SIZE
WR7010	400ml

NDT KIT SYSTEM



STOCK CODE	SIZE
WR7040	400ml

INCLUDES:

Cleaner, Developer and Dye Penetrant Spray

BULK WATER BASED ANTI-SPATTER FLUID



STOCK CODE	SIZE
WR3025	25kg/25l
WR3005	5kg/5l

FEATURES

- Silicone-free Water-soluble anti-spatter.
- Prevents sticking of spatter to workpieces, jigs, fixtures, MIG nozzles, etc.
- Health and Non-toxic, Environment-friendly.
- Effective on difficult applications such as stainless steel, galvanised steel and aluminium.
- Compatible with painting and galvanising.

TIP DIP



STOCK CODE	SIZE
WR6050	500ml

FEATURES

- Parweld Tip Dip provides effective protection from spatter to welding torch nozzles and tips
- Can be applied to fixtures to provide long term protection from spatter.

ABRASIVES

FLAT SUPER THIN CUTTING DISCS



STOCK CODE	SIZE
CSS1010	Stainless 100x1.0x16mm (4")
CSS1110	Stainless 115x1.0x22mm (4 1/2")
CSS1210	Stainless 125x1.0x22mm (5")
CSS2319	Stainless 230x1.9x22mm (9")

CUTTING DISCS (DPC)



STOCK CODE	SIZE
CS1025	Steel 100x2.5x16mm (4")
CS1125	Steel 115x2.5x22mm (4 1/2")
CS1225	Steel 125x2.5x22mm (5")
CS2330	Steel 230x3.0x22mm (9")
CS3035	Steel 305x3.5x20mm (12") - Flat

GRINDING DISCS (DPC)



STOCK CODE	SIZE
GS1060	Steel 100x6.0x16mm (4")
GS1160	Steel 115x6.0x22mm (4 1/2")
GS1260	Steel 125x6.0x22mm (5")
GS2360	Steel 230x6.0x22mm (9")

FLAP DISCS (ZIRCONIUM)

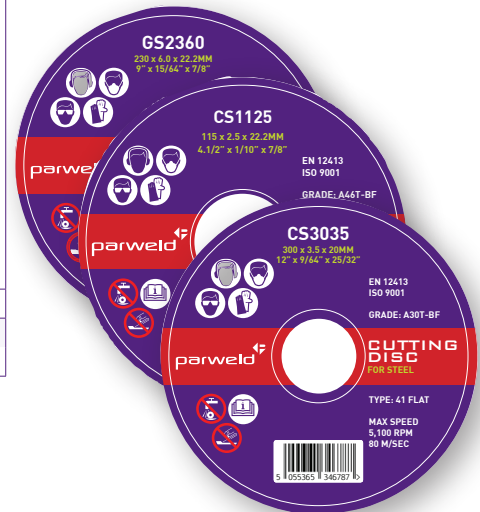


STOCK CODE	SIZE
FZ1140	115mm (4 1/2") P40 Stainless Steel
FZ1160	115mm (4 1/2") P60 Stainless Steel
FZ1180	115mm (4 1/2") P80 Stainless Steel
FZ1240	125mm (5") P40 Stainless Steel
FZ1260	125mm (5") P60 Stainless Steel
FZ1280	125mm (5") P80 Stainless Steel
FZ1840	180mm (7") P40 Stainless Steel
FZ1860	180mm (7") P60 Stainless Steel
FZ1880	180mm (7") P80 Stainless Steel

FLAP DISCS (ALUMINIUM OXIDE)



STOCK CODE	SIZE
FA1140	115mm (4 1/2") P40
FA1160	115mm (4 1/2") P60



FILLER METALS

A large roll of metal wire, likely a filler metal, is shown on a reel. The wire is tightly coiled and has a metallic sheen. The reel is made of dark metal and has several spokes. The background is a plain, light color.

Parweld offers a large variety of welding filler metals, wires and tungsten's that will fit your needs.

STAINLESS STEEL MIG WIRE



308LSI MIG WIRE

STOCK CODE	SIZE
SMW3808	0.8mm x 15kg
SMW3810	1.0mm x 15kg
SMW3812	1.2mm x 15kg
SMW3816	1.6mm x 15kg
SMW38608	0.8mm x 5.0kg
SMW38610	1.0mm x 5.0kg
SMW38612	1.2mm x 5.0kg

KEY FEATURES

- Suitable for welding 18/8 (304, 308, 308L) austenitic stainless steels.
- Provides superior corrosion and crack resistance.

STANDARDS

- EN ISO 14343 - A:2009 W19 9L
- EN ISO 14343 - B:2009 SS 308L
- AWS A5.9-2012 ER 308L

CHEMICAL COMPOSITION																	
	C	Mn	Si	S	P	Cr	Ni	Mo	Cu	Co	Al	Ti	N	Ca	Nb	B	Ce
MIN		1.50	0.65			19.5	10.0	1.50									
MAX	.023	2.40	1.00	.015	.025	20.5	11.0	1.50	0.30	0.20			.060		.050	.003	

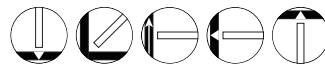
MECHANICAL PROPERTIES (ALL WELD MATERIAL)

Temperature	20°C (-110°C to -196°C)
Yield strength Rp 0.2	390 N/mm ²
Yield strength Rp 1.0	415 N/mm ²
Tensile strength Rm	570 N/mm ²
Elongation A5	35%
Reduction of area Z	40%
Impact energy ISO-V	140J

APPROVAL

TUV
DB
CE
CWB

WELDING POSITIONS



STAINLESS STEEL MIG WIRE

309LSI MIG WIRE

STOCK CODE	SIZE
SMW3908	0.8mm x 15kg
SMW3910	1.0mm x 15kg
SMW3912	1.2mm x 15kg

KEY FEATURES

- Suitable for joining material of similar composition & also dissimilar stainless steels.
- Contains higher Chromium and Nickel. High Silicon levels improve weld pool fluidity.

STANDARDS

- EN ISO 14343 - A:2009
- EN ISO 14343 - B:2009
- AWS A5.9-2012

CHEMICAL COMPOSITION																	
	C	Mn	Si	S	P	Cr	Ni	Mo	Cu	Co	Al	Ti	N	Ca	Nb	B	Ce
MIN		1.50	0.65	.005		23.0	13.0										
MAX	.020	2.00	1.00	.015	.020	24.0	14.0	0.30	0.20	0.20			.060		.050	.003	

MECHANICAL PROPERTIES (ALL WELD MATERIAL)

Temperature	20°C
Yield strength Rp 0.2	460 N/mm ²
Yield strength Rp 1.0	610 N/mm ²
Tensile strength Rm	570 N/mm ²
Elongation A5	35%
Reduction of area Z	52%
Impact energy ISO-V	117J (102J)

APPROVAL

TUV
DB
CE
CWB

WELDING POSITIONS



316LSI MIG WIRE

STOCK CODE	SIZE
SMW3608	0.8mm x 15kg
SMW3610	1.0mm x 15kg
SMW3612	1.2mm x 15kg
SMW3616	1.6mm x 15kg
SMW36608	0.8mm x 5.0kg
SMW36610	1.0mm x 5.0kg
SMW36612	1.2mm x 5.0kg

KEY FEATURES

- Suitable for joining and cladding 316L joints and overlays.
- Contains considerable ferrite for high crack resistance.

STANDARDS RW 310

- EN ISO 14343 - A:2009 G 25 20
- EN ISO 14343 - B:2009 SS 310
- AWS A5.9-2012 ER 310

CHEMICAL COMPOSITION																	
	C	Mn	Si	S	P	Cr	Ni	Mo	Cu	Co	Al	Ti	N	Ca	Nb	B	Ce
MIN		1.50	0.65	.005		18.0	11.0	2.50									
MAX	.030	2.00	1.00	.015	.030	20.0	14.0	3.00	0.30	0.30			.060		.050	.003	

MECHANICAL PROPERTIES (ALL WELD MATERIAL)

Temperature	20°C (-110°C to -196°C)
Yield strength Rp 0.2	450 N/mm ²
Yield strength Rp 1.0	490 N/mm ²
Tensile strength Rm	630 N/mm ²
Elongation A5	33%
Reduction of area Z	46%
Impact energy ISO-V	152

APPROVAL

TUV
DB
CE
CWB

WELDING POSITIONS



STAINLESS STEEL MIG WIRE

310 MIG WIRE

STOCK CODE	SIZE
SMW30608	0.8mm x 5.0kg
SMW30610	1.0mm x 5.0kg
SMW30612	1.2mm x 5.0kg
SMW3008	0.8mm x 15kg
SMW3010	1.0mm x 15kg
SMW3112	1.2mm x 15kg
SMW3116	1.6mm x 15kg

KEY FEATURES

- Suitable for heat-resistant austenitic steels with high 25% Cr / 20% Ni contents.
- Provides a weld deposit that is fully austenitic and therefore requires minimal heat input during welding.

STANDARDS RW 310

- EN ISO 14343 - A:2009 G 25 20
- EN ISO 14343 - B:2009 SS 310
- AWS A5.9-2012 ER 310

CHEMICAL COMPOSITION

	C	Mn	Si	S	P	Cr	Ni	Mo	Cu	Co	Al	Ti	N	Ca	Nb	B	Ce
MIN	.080	1.50	0.30			25.5	20.5										
MAX	.120	2.00	0.60	.015	.015	26.5	21.0	0.30	0.20	0.20			.060		.050	.003	

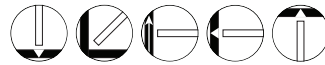
MECHANICAL PROPERTIES (ALL WELD MATERIAL)

Temperature	20°C
Yield strength Rp 0.2	390 N/mm ²
Yield strength Rp 1.0	590 N/mm ²
Tensile strength Rm	630 N/mm ²
Elongation A5	45%
Impact energy ISO-V	175J

APPROVAL

TUV
DB
CE
CWB

WELDING POSITIONS



347 MIG WIRE

STOCK CODE	SIZE
SMW341608	0.8mm x 5.0kg
SMW341612	1.2mm x 5.0kg
SMW341616	1.6mm x 5.0kg
SMW34108	0.8mm x 15kg
SMW34110	1.0mm x 15kg
SMW34112	1.2mm x 15kg
SMW34116	1.6mm x 15kg

KEY FEATURES

- S347 Niobium stabilized stainless steel wire used for the welding of types 347 & 321 stainless and stainless clad steels.
- The addition reduces inter-granular corrosion in severe operating conditions.

STANDARDS RW 347

- EN ISO 14343 - A:2009 G 19 9 Nb
- EN ISO 14343 - B:2009 SS 347
- AWS A5.9-2012 ER 347

CHEMICAL COMPOSITION

	C	Mn	Si	S	P	Cr	Ni	Mo	Cu	Co	Al	Ti	N	Ca	Nb	B	Ce
MIN	.020	1.20	0.30			19.0	9.00								12xC		
MAX	.060	1.80	0.60	.015	.025	20.0	10.0	0.30	0.30	0.30			.060		.850	.003	

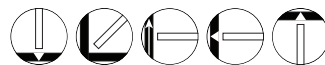
MECHANICAL PROPERTIES (ALL WELD MATERIAL)

Temperature	20°C
Yield strength Rp 0.2	350 N/mm ²
Tensile strength Rm	550 N/mm ²
Elongation A5	25%
Impact energy ISO-V	50J

APPROVAL

TUV
DB
CE
CWB

WELDING POSITIONS



STAINLESS STEEL MIG WIRE

312 MIG WIRE

STOCK CODE	SIZE
SMW3210	1.0mm x 15.0kg
SMW3212	1.2mm x 15.0kg

KEY FEATURES

- Suitable for heat-resistant austenitic steels with high 25% Cr / 20% Ni contents.
- Provides a weld deposit that is fully austenitic and therefore requires minimal heat input during welding.

STANDARDS

- EN ISO 14343 - A:2009
- EN ISO 14343 - B:2009
- AWS A5.9-2012

CHEMICAL COMPOSITION

	C	Mn	Si	S	P	Cr	Ni	Mo	Cu	Co	Al	Ti	N	Ca	Nb	B	Ce
MIN		1.0	0.30			28.0	8.0										
MAX	.15	2.5	0.65			32.0	21.0	10.5									

MECHANICAL PROPERTIES (ALL WELD MATERIAL)

Temperature	20°C
Yield strength Rp 0.2	550 N/mm ²
Tensile strength Rm	750 N/mm ²
Elongation A5	25%
Impact energy ISO-V	>80

APPROVAL

TUV
DB
CE
CWB

WELDING POSITIONS



307SI MIG WIRE

STOCK CODE	SIZE
SMW3708	0.8mm x 5.0kg

KEY FEATURES

- Suitable for heat-resistant austenitic steels with high 25% Cr / 20% Ni contents.
- Provides a weld deposit that is fully austenitic and therefore requires minimal heat input during welding.

STANDARDS

- EN ISO 14343 - A:2009
- EN ISO 14343 - B:2009
- AWS A5.9-2012

CHEMICAL COMPOSITION

	C	Mn	Si	S	P	Cr	Ni	Mo	Cu	Co	Al	Ti	N	Ca	Nb	B	Ce
MIN		4.5	0.65			17.0	7.0										
MAX	.20	7.5	1.0			20.0	10.0										

MECHANICAL PROPERTIES (ALL WELD MATERIAL)

Temperature	20°C
Yield strength Rp 0.2	>350 N/mm ²
Tensile strength Rm	560 N/mm ²
Elongation A5	>45%
Impact energy ISO-V	>100J

APPROVAL

TUV
DB
CE
CWB

WELDING POSITIONS



SG2 MILD STEEL MIG WIRE



MILD STEEL MIG WIRE	
STOCK CODE	SIZE
MW706	0.6mm x 0.7kg
MW708	0.8mm x 0.7kg
MW506	0.6mm x 5.0kg
MW508	0.8mm x 5.0kg
MW510	1.0mm x 5.0kg

MECHANICAL PROPERTIES (ALL WELD MATERIAL)	
Temperature	30°C
Yield strength Rp 0.2	485 N/mm ²
Tensile strength Rm	575 N/mm ²
Elongation A5	27.5%
Impact energy ISO-V	91 J

CHEMICAL COMPOSITION																	
	C	Mn	Si	S	P	Cr	Ni	Mo	Cu	Co	Al	Ti	N	Ca	Nb	B	Ce
MIN	0.06	1.40	0.80														
MAX	0.15	1.85	1.15	.025	.025	.017	0.15	0.15	0.5	0.30							

KEY FEATURES
<ul style="list-style-type: none"> Manufactured to BS2901
STANDARD
<ul style="list-style-type: none"> AWS AS.18 AWS70S-6 AS.18

CURRENT TYPE
<ul style="list-style-type: none"> DC+

WELDING POSITIONS



4043 ALUMINIUM MIG WIRE



4043 ALUMINIUM MIG WIRE

STOCK CODE	SIZE
A4508	0.8mm x 0.5kg
A4510	1.0mm x 0.5kg
A4512	1.2mm x 0.5kg
A4612	1.2mm x 7kg

CHEMICAL COMPOSITION

	C	Mn	Si	S	P	Cr	Mg	Mo	Cu	Co	Ti	N	Ca	Nb	Be	Fe	Zn
MIN			4.5														
MAX		0.05	6.0				0.05	0.15	0.30		0.20				.0003	0.80	0.10

KEY FEATURES

- 5% Silicon Aluminium Wire for General Purpose welding.

STANDARD

- ER4043
- AWS A5.10

CURRENT TYPE

- DC+

SHIELDING GAS

- Pure Argon

WELDING POSITIONS



5356 ALUMINIUM MIG WIRE



5356 ALUMINIUM MIG WIRE

STOCK CODE	SIZE
A5508	0.8mm x 0.5kg
A5510	1.0mm x 0.5kg
A5210	1.0mm x 2.0kg
A5212	1.2mm x 2.0kg
A5608	0.8mm x 7kg
A5612	1.0mm x 7kg

CHEMICAL COMPOSITION

	C	Mn	Si	S	P	Cr	Ni	Mo	Cu	Co	Al	Ti	N	Ca	Nb	B	Ce
MIN			4.5														
MAX		0.05	6.0				0.05	0.15	0.30			0.20				.0003	0.80

KEY FEATURES

- 5% Silicon Aluminium Wire for General Purpose welding.

STANDARD

- ER4043
- AWS A5.10

CURRENT TYPE

- DC+

SHIELDING GAS

- Pure Argon

WELDING POSITIONS





FLUX CORED GASLESS MIG WIRE



FLUX CORED GASLESS MIG WIRE

STOCK CODE	SIZE
MWFC08	0.8mm x 0.45kg
MWFC508	0.8mm x 5.0kg
MWFC09	0.9mm x 0.45kg
MWFC509	0.9mm x 5.0kg

MECHANICAL PROPERTIES (ALL WELD MATERIAL)

Temperature	30°C
Yield strength Rp 0.2	420 N/mm ²
Tensile strength Rm	560 N/mm ²
Elongation A5	27.5%

CHEMICAL COMPOSITION

	C	Mn	Si	S	P	Cr	Ni	Mo	Cu	Co	Al	Ti	N	Ca	Nb	B	Ce
MIN																	
MAX		1.75	0.60	0.03	0.03						1.8						

KEY FEATURES

- Use without gas with electrode negative.

STANDARD

- E71T-GS
- AWS A5.20

CURRENT TYPE

- DC-

SHIELDING GAS

- None Required

WELDING POSITIONS



STAINLESS STEEL TIG RODS



308L TIG ROD

STOCK CODE	SIZE
SR8508	0.8mm x 5.0kg
SR8510	1.0mm x 5.0kg
SR8512	1.2mm x 5.0kg
SR8516	1.6mm x 5.0kg
SR8524	2.4mm x 5.0kg
SR8532	3.2mm x 5.0kg

KEY FEATURES

- Suitable for welding 304L stainless steels.
- Provides a weld deposit with reduced carbon levels, offering increased resistance to inter-granular corrosion.

STANDARDS

RW 308

- EN ISO 14343 - A:2009, W 19 9L
- EN ISO 14343 - B:2009 SS 308L
- AWS A5.9-2012 ER 308L

CHEMICAL COMPOSITION																	
	C	Mn	Si	S	P	Cr	Ni	Mo	Cu	Co	Al	Ti	N	Ca	Nb	B	Ce
MIN		1.00				19.0	9.00										
MAX	0.03	2.50	0.65	0.02	0.03	21.0	11.0	0.50	0.50								

MECHANICAL PROPERTIES (ALL WELD MATERIAL)

Temperature	20°C
Yield strength Rp 0.2	205 MPa
Yield strength Rp 1.0	240 MPa
Tensile strength Rm	510 MPa
Elongation A5	25%

APPROVAL

TUV
DB
CE
CWB

CURRENT TYPE

- DC-

SHIELDING GAS

- Pure Argon

WELDING POSITIONS



STAINLESS STEEL TIG RODS

309L TIG ROD

STOCK CODE	SIZE
SR7510	1.0mm x 5.0kg
SR7512	1.2mm x 5.0kg
SR7516	1.6mm x 5.0kg
SR7524	2.4mm x 5.0kg

KEY FEATURES

- Suitable for joining steels to themselves, to carbon or low alloy steels.
- Can be used at temperatures of up to 371°C.
- Reduced carbon levels offer increased resistance to inter-granular corrosion.

STANDARDS

RW 309L

- EN ISO 14343 - A:2009 623 12L
- EN ISO 14343 - B:2009 SS 309L
- AWS A5.9-2012 ER 309L

CHEMICAL COMPOSITION

	C	Mn	Si	S	P	Cr	Ni	Mo	CU	Co	Al	Ti	N	Ca	Nb	B	Ce
MIN		1.00	0.30			23.00	12.00										
MAX	.023	2.00	0.50	.015	.020	24.00	14.00	0.30	0.20	0.20			.090		.050	.003	

MECHANICAL PROPERTIES (ALL WELD MATERIAL)

Temperature	20°C
Yield strength Rp 0.2	440 N/mm ²
Tensile strength Rm	600 N/mm ²
Elongation A5	40%
Impact Energy iso-V	160 J

APPROVALS

CWB

CURRENT TYPE

- DC-

SHIELDING GAS

- Pure Argon

WELDING POSITIONS



316L TIG ROD

STOCK CODE	SIZE
SR3508	0.8mm x 5.0kg
SR3510	1.0mm x 5.0kg
SR3512	1.2mm x 5.0kg
SR3516	1.6mm x 5.0kg
SR3320	2.0mm x 5.0kg
SR3524	2.4mm x 5.0kg
SR3532	3.2mm x 5.0kg

KEY FEATURES

- Suitable for the nuclear industry and contains low Silicon levels.

STANDARDS

- EN ISO 14343 - A:2009 W 19 12 3 L
- EN ISO 14343 - B:2009 SS 316L
- AWS A5.9-2012 ER 316L

CHEMICAL COMPOSITION

	C	Mn	Si	S	P	Cr	Ni	Mo	CU	Co	Al	Ti	N	Ca	Nb	B	Ce
MIN		1.50	0.30			18.0	12.0	25.0									
MAX	.020	2.00	0.60	.015	.025	19.2	13.0	3.00	0.30	0.20			.060		.050	.002	

MECHANICAL PROPERTIES (ALL WELD MATERIAL)

Temperature	20°C
Yield strength Rp 0.2	450 N/mm ²
Yield strength Rp 1.0	505 N/mm ²
Tensile strength Rm	620 N/mm ²
Elongation A5	35%
Reduction of area z	64%
Impact Energy iso-V	222 J

APPROVAL

TUV
DB
CE
CWB

CURRENT TYPE

- DC-

SHIELDING GAS

- Pure Argon

WELDING POSITIONS



STAINLESS STEEL TIG RODS

312 TIG ROD

STOCK CODE	DESCRIPTION
SR3110	1.0mm x 5.0kg
SR3116	1.6mm x 5.0kg
SR3124	2.4mm x 5.0kg
SR3132	3.2mm x 5.0kg

KEY FEATURES

- Suitable for welding difficult-to-weld steels such as armour plate, austenitic Mn steel, high carbon steel and Cr/Ni steels.
- Applications should be limited to 420°C.

STANDARDS

- EN ISO 14343 - A:2009
- EN ISO 14343 - B:2009

CHEMICAL COMPOSITION																	
	C	Mn	Si	S	P	Cr	Ni	Mo	CU	Co	Al	Ti	N	Ca	Nb	B	Ce
MIN		1				28	8										
MAX	0.15	2.50	1.00	0.02	0.03	32	12	0.30	0.30								

MECHANICAL PROPERTIES (ALL WELD MATERIAL)

Temperature	20°C
Yield strength	610 MPa
Tensile strength	770MPa
Elongation	20%
Impact energy	50 J

APPROVAL

TUV
DB
CE
CWB

CURRENT TYPE

- DC-

SHIELDING GAS

- Pure Argon

WELDING POSITIONS



347 TIG ROD

STOCK CODE	DESCRIPTION
SR3316	1.6mm x 5.0kg
SR3324	2.4mm x 5.0kg

KEY FEATURES

- 347 Niobium stabilized stainless steel electrodes are used for the welding of types 347 and 321 stainless and stainless clad steels.
- The addition reduces inter-granular corrosion in severe operating conditions.

STANDARDS

- EN ISO 14343 - A:2009 WA 9 NB
- EN ISO 14343 - B:2009 SS 347
- AWS A5.9-2012 ER 347

CHEMICAL COMPOSITION																	
	C	Mn	Si	S	P	Cr	Ni	Mo	CU	Co	Al	Ti	N	Ca	Nb	B	Ce
MIN	.020	1.20	0.30			19.0	9.00										12xC
MAX	.060	1.80	0.60	.015	.025	20.0	10.0	0.30	0.30	0.30			.060		.850	.003	

MECHANICAL PROPERTIES (ALL WELD MATERIAL)

Temperature	20°C
Yield strength Rp 0.2	450 N/mm ²
Tensile strength Rm	600 N/mm ²
Elongation A5	30%
Impact Energy iso-V	70 J

APPROVAL

TUV
DB
CE
CWB

CURRENT TYPE

- DC-

SHIELDING GAS

- Pure Argon

WELDING POSITIONS



ALUMINIUM TIG RODS



4043 ALUMINIUM TIG RODS 5% SILICON

STOCK CODE	SIZE
AR4216	1.6mm x 2.5kg
AR4224	2.4mm x 2.5kg
AR4232	3.2mm x 2.5kg

CHEMICAL COMPOSITION																	
	C	Mn	Si	S	P	Cr	Zn	Mg	Cu	Co	Al	Ti	N	Ca	Nb	Be	Fe
MIN			4.5														
MAX		0.05	5.5				0.10	0.05	0.3			0.20				.0008	0.8

KEY FEATURES

- General purpose TIG rod suitable for welding AlMgSi and AlSi alloys
- 5% Silicon

STANDARDS

- ER4043

CURRENT TYPE

- AC

SHIELDING GAS

- Pure Argon

WELDING POSITIONS



ALUMINIUM TIG RODS

5356 ALUMINIUM TIG RODS 5% MAGNESIUM

STOCK CODE	SIZE
AR5216	1.6mm x 2.5kg
AR5220	2.0mm x 2.5kg
AR5224	2.4mm x 2.5kg
AR5232	3.2mm x 2.5kg

CHEMICAL COMPOSITION																	
	C	Mn	Si	S	P	Cr	Zn	Mg	Cu	Co	Al	Ti	N	Ca	Nb	Be	Fe
MIN		0.05				0.05		4.5				0.06					
MAX		0.20	0.25			0.20	0.10	5.5	0.10			0.20				.0003	0.40

KEY FEATURES

- General Purpose TIG Rod Suitable for Welding AlMgSi and AlSi Alloys
- 5% Magnesium

STANDARDS

- ER5356
- AWS A5.10

CURRENT TYPE

- AC

SHIELDING GAS

- Pure Argon

WELDING POSITIONS



5556 ALUMINIUM TIG RODS 5.3% MAGNESIUM

STOCK CODE	SIZE
AR5532	3.2mm x 2.5kg

CHEMICAL COMPOSITION																	
	C	Mn	Si	S	P	Cr	Zn	Mg	Cu	Co	Al	Ti	N	Ca	Nb	Be	Fe
MIN		0.05				0.05		4.5				0.06					
MAX		0.20	0.25			0.20	0.10	5.5	0.10			0.20				.0003	0.40

KEY FEATURES

- General Purpose TIG Rod Suitable for Welding AlMgSi and AlSi Alloys
- 5.3% Magnesium

STANDARDS

- ER5356
- AWS A5.10

CURRENT TYPE

- AC

SHIELDING GAS

- Pure Argon

WELDING POSITIONS





MMA ELECTRODES

E6013 MILD STEEL MMA ELECTRODES



STOCK CODE	SIZE
E6013-20	2.0mm x 300mm-5.0kg
E6013-25	2.5mm x 350mm-5.0kg
E6013-252	2.5mm x 350mm-2.5kg
E6013-32	3.2mm x 350mm-5.0kg
E6013-322	3.2mm x 350mm-2.5kg
E6013-40	4.0mm x 400mm-5.0kg

MECHANICAL PROPERTIES (ALL WELD MATERIAL)	
Temperature	30°C
Yield strength Rp 0.2	443 N/mm ²
Tensile strength Rm	516 N/mm ²
Elongation A5	30%
Impact Energy iso-V	80J

CHEMICAL COMPOSITION																	
	C	Mn	Si	S	P	Cr	Ni	Mo	CU	Co	Al	Ti	N	Ca	Nb	B	Ce
MIN																	
MAX	0.20	1.20	1.00			0.20	0.30	0.30	0.08								

KEY FEATURES

- General purpose electrode good ignition weld properties notably in downhand.

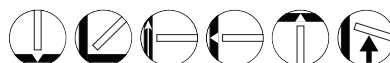
STANDARDS

- AWS A5:1.5

CURRENT TYPE

- AC/DC+

WELDING POSITIONS



TUNGSTEN ELECTRODES

■ 2% THORIATED TUNGSTEN ELECTRODES

- Composition: 98% Tungsten, 2% Thorium.
- Application: DC Welding on Carbon Steel, Stainless Steel, Nickel and Titanium.
- Specialty: AC Welding on thin gauge Aluminum & material less than 1.5mm.
- Note: Thorium is radioactive; Always follow the manufacturer's warnings, instructions, and Material Safety Data Sheet (MSDS).

2% THORIATED TUNGSTEN ELECTRODES 150MM	
STOCK CODE	SIZE
1.0MM 2%	1.0mm x 150mm
1.2MM 2%	1.2mm x 150mm
1.6MM 2%	1.6mm x 150mm
2.0MM 2%	2.0mm x 150mm
2.4MM 2%	2.4mm x 150mm
3.2MM 2%	3.2mm x 150mm
4.0MM 2%	4.0mm x 150mm
4.8MM 2%	4.8mm x 150mm
6.4MM 2%	6.4mm x 150mm

2% THORIATED TUNGSTEN ELECTRODES 175MM	
STOCK CODE	SIZE
1.0MM 2%/175	1.0mm x 175mm
1.2MM 2%/175	1.2mm x 175mm
1.6MM 2%/175	1.6mm x 175mm
2.0MM 2%/175	2.0mm x 175mm
2.4MM 2%/175	2.4mm x 175mm
3.2MM 2%/175	3.2mm x 175mm
4.0MM 2%/175	4.0mm x 175mm
4.8MM 2%/175	4.8mm x 175mm
6.4MM 2%/175	6.4mm x 175mm

■ PURE TUNGSTEN ELECTRODES

- Composition: 99.9% Tungsten.
- Application: AC Welding on Carbon Steel, Stainless Steel, Nickel & Titanium.
- Specialty: A low cost solution for AC welding.
- Note: Not suitable for DC welding & shorter life with AC welding.

PURE TUNGSTEN ELECTRODES 150MM	
STOCK CODE	SIZE
1.6MM P	1.6mm x 150mm
2.0MM P	2.0mm x 150mm
2.4MM P	2.4mm x 150mm
3.2MM P	3.2mm x 150mm

PURE TUNGSTEN ELECTRODES 175MM	
STOCK CODE	SIZE
1.6MM P/175	1.6mm x 175mm
2.0MM P/175	2.0mm x 175mm
2.4MM P/175	2.4mm x 175mm
3.2MM P/175	3.2mm x 175mm

■ LANTHANATED TUNGSTEN ELECTRODES

- Composition: 99% Tungsten, 1% Lanthanum
- Application: DC Welding on Carbon Steel, Stainless Steel, Nickel and Titanium
- Specialty: Maintains a point well and can be used with AC.

1% LANTHANUM TUNGSTEN ELECTRODES 150MM	
STOCK CODE	SIZE
1.6MM L	1.6mm x 150mm
2.0MM L	2.0mm x 150mm
2.4MM L	2.4mm x 150mm

1% LANTHANUM TUNGSTEN ELECTRODES 175MM	
STOCK CODE	SIZE
1.6MM L/175	1.6mm x 175mm
2.0MM L/175	2.0mm x 175mm
2.4MM L/175	2.4mm x 175mm

■ GOLD TUNGSTEN ELECTRODES (LANTHANUM 1.5%)

- Composition: 98.5% Tungsten, 1.5% Lanthanum
- Application: DC Welding on Carbon Steel, Stainless Steel, Nickel and Titanium
- Specialty: Excellent arc striking. Can replace 2% Thoriated without changing welding parameters
- Note: Can be used for AC welding with a pointed tip on square wave and has a high current capacity

GOLD TUNGSTEN ELECTRODES 150MM	
STOCK CODE	SIZE
1.6MM G	1.6mm x 150mm
2.0MM G	2.0mm x 150mm
2.4MM G	2.4mm x 150mm
3.2MM G	3.2mm x 150mm

GOLD TUNGSTEN ELECTRODES 175MM	
STOCK CODE	SIZE
1.6MM G/175	1.6mm x 175mm
2.0MM G/175	2.0mm x 175mm
2.4MM G/175	2.4mm x 175mm
3.2MM G/175	3.2mm x 175mm

□ ZIRCONIATED TUNGSTEN ELECTRODES

- Composition: 99.2% Tungsten, 0.8% Zirconium
- Application: AC Welding on Aluminum & Magnesium alloys
- Specialty: A very stable arc whilst maintaining a balled tip
- Note: Not recommended for DC Welding

■ 0.8% ZIRCONIATED TUNGSTEN ELECTRODES 150MM

STOCK CODE	SIZE
1.0MM Z	1.0mm x 150mm
1.6MM Z	1.6mm x 150mm
2.0MM Z	2.0mm x 150mm
2.4MM Z	2.4mm x 150mm
3.2MM Z	3.2mm x 150mm
4.0MM Z	4.0mm x 150mm
4.8MM Z	4.8mm x 150mm

■ 0.8% ZIRCONIATED TUNGSTEN ELECTRODES 175MM

STOCK CODE	SIZE
1.0MM Z/175	1.0mm x 175mm
1.6MM Z/175	1.6mm x 175mm
2.0MM Z/175	2.0mm x 175mm
2.4MM Z/175	2.4mm x 175mm
3.2MM Z/175	3.2mm x 175mm
4.0MM Z/175	4.0mm x 175mm
4.8MM Z/175	4.8mm x 175mm

■ 2% CERIATED TUNGSTEN ELECTRODES

- Composition: 98% Tungsten, 2% Cerium.
- Application: DC Welding
- Specialty: DC welding at low current settings but can be used fully in AC processes, Orbital tube & pipe fabricating applications, thin sheet metal work & intricate welding.
- Note: Not recommended for High Amperage welding.

■ 2% CERIATED TUNGSTEN ELECTRODES 150MM

STOCK CODE	SIZE
1.6MM C	1.6mm x 150mm
2.0MM C	2.0mm x 150mm
2.4MM C	2.4mm x 150mm
3.2MM C	3.2mm x 150mm
4.0MM C	4.0mm x 150mm
4.8MM C	4.8mm x 150mm

■ 2% CERIATED TUNGSTEN ELECTRODES 175MM

STOCK CODE	DESCRIPTION
1.6MM C/175	1.6mm x 175mm
2.0MM C/175	2.0mm x 175mm
2.4MM C/175	2.4mm x 175mm
3.2MM C/175	3.2mm x 175mm
4.0MM C/175	4.0mm x 175mm
4.8MM C/175	4.8mm x 175mm

■ 3 ELEMENT TUNGSTEN ELECTRODES

- Composition: 98.34% Tungsten, 1.5% Lanthanum, 0.08% Zirconium, 0.08% Yttrium
- Application: AC and DC welding applications.
- Specialty: Repeated arc striking whilst maintaining a point
- Note: Alternative for Thoriated & Zirconiated Tungsten's Electrodes

■ 3 ELEMENT TUNGSTEN ELECTRODES 150MM

STOCK CODE	DESCRIPTION
1.0MM 3	1.0mm x 150mm
1.6MM 3	1.6mm x 150mm
2.0MM 3	2.0mm x 150mm
2.4MM 3	2.4mm x 150mm
3.2MM 3	3.2mm x 150mm

■ 3 ELEMENT TUNGSTEN ELECTRODES 175MM

STOCK CODE	DESCRIPTION
1.0MM 3/175	1.0mm x 175mm
1.6MM 3/175	1.6mm x 175mm
2.0MM 3/175	2.0mm x 175mm
2.4MM 3/175	2.4mm x 175mm
3.2MM 3/175	3.2mm x 175mm

CROSS REFERENCE LISTING

BINZEL®

Binzel® trademarks are the property of their respective owner, and usage is for reference only. These products are not endorsed by the original manufacturer.

BINZEL®	PARWELD	DESCRIPTION
000.0552	B1526	Gun Plug Screw
000.0578	B1513	Handle Screw Kit
001.0009	B1505	Lock Nut
002.0009	B1501	Swan Neck
002.0050	B1503	Insulator
002.0058	B1504	Shroud Spring
002.0078	B1507 L/H	Tip Adaptor M6
002.0107	PRO1500-30ER	Pro-Grip® Torch x 3m
002.0110	PRO1500-40ER	Pro-Grip® Torch x 4m
002.0114	PRO1500-50ER	Pro-Grip® Torch x 5m
002.0348	PRO1500-30ER	Pro-Grip® Torch x 3m
002.0349	PRO1500-40ER	Pro-Grip® Torch x 4m
002.0350	PRO1500-50ER	Pro-Grip® Torch x 5m
002.0449	PRO1500-30ER	Pro-Grip® Torch x 3m
002.0450	PRO1500-40ER	Pro-Grip® Torch x 4m
002.0451	PRO1500-50ER	Pro-Grip® Torch x 5m
003.0013	B2502	Shroud Spring
004.0012	B2501	Swan Neck
004.0032	B2501FX	Swan Neck
004.0104	PRO2500-30ER	Pro-Grip® Torch x 3m
004.0107	PRO2500-40ER	Pro-Grip® Torch x 4m
004.0110	PRO2500-50ER	Pro-Grip® Torch x 5m
004.0200	PRO2500-30ER	Pro-Grip® Torch x 3m
004.0203	PRO2500-40ER	Pro-Grip® Torch x 4m
004.0206	PRO2500-50ER	Pro-Grip® Torch x 5m
004.0312	PRO2500-30ER	Pro-Grip® Torch x 3m
004.0313	PRO2500-40ER	Pro-Grip® Torch x 4m
004.0314	PRO2500-50ER	Pro-Grip® Torch x 5m
005.0003	B2301	Swan Neck
005.0016	B2300-30ER	Torch x 3m Euro Ergo Handle
006.0017	B1502	Insulation Sleeve
006.0018	B1507 L/H	Tip Adaptor
012.0001	B2401	Swan Neck
012.0031	PRO2400-30ER	Pro-Grip® Torch x 3m
012.0032	PRO2400-40ER	Pro-Grip® Torch x 4m
012.0033	PRO2400-50ER	Pro-Grip® Torch x 5m
012.0058	PRO2400-30ER	Pro-Grip® Torch x 3m
012.0059	PRO2400-40ER	Pro-Grip® Torch x 4m
012.0061	PRO2400-50ER	Pro-Grip® Torch x 5m
012.0103	PRO2400-30ER	Pro-Grip® Torch x 3m
012.0104	PRO2400-40ER	Pro-Grip® Torch x 4m
012.0105	PRO2400-50ER	Pro-Grip® Torch x 5m
012.0183	B2405W	Diffuser White
013.0001	B6001	Swan Neck
013.0030	B6002C	Diffuser Ceramic
013.0053	B6000-30ER	Torch x 3m Euro Ergo Handle
013.0054	B6000-40ER	Torch x 4m Euro Ergo Handle
013.0055	B6000-50ER	Torch x 5m Euro Ergo Handle
014.0006	B3603	Swan Neck

BINZEL®	PARWELD	DESCRIPTION
014.0021	B3605W	Diffuser White
014.0026	B3605B	Diffuser Black
014.0040	PRO3600-30ER	Pro-Grip® Torch x 3m
014.0042	PRO3600-40ER	Pro-Grip® Torch x 4m
014.0044	PRO3600-50ER	Pro-Grip® Torch x 5m
014.0071	PRO3600-30ER	Pro-Grip® Torch x 3m
014.0072	PRO3600-40ER	Pro-Grip® Torch x 4m
014.0073	PRO3600-50ER	Pro-Grip® Torch x 5m
014.0095	B3603DR	Swan Neck
014.0143	PRO3600-30ER	Pro-Grip® Torch x 3m
014.0144	PRO3600-40ER	Pro-Grip® Torch x 4m
014.0145	PRO3600-50ER	Pro-Grip® Torch x 5m
015.0001	B4002	Swan Neck
015.0023	B4003C	Diffuser Ceramic
015.0029	B4000-30ER	Torch x 3m Euro Ergo Handle
015.0032	B4000-40ER	Torch x 4m Euro Ergo Handle
015.0034	B4000-50ER	Torch x 5m Euro Ergo Handle
018.0001	B2601	Swan Neck
018.0030	PRO2600-30ER	Pro-Grip® Torch x 3m
018.0031	PRO2600-40ER	Pro-Grip® Torch x 4m
018.0033	PRO2600-50ER	Pro-Grip® Torch x 5m
018.0062	PRO2600-30ER	Pro-Grip® Torch x 3m
018.0063	PRO2600-40ER	Pro-Grip® Torch x 4m
018.0064	PRO2600-50ER	Pro-Grip® Torch x 5m
022.0003	B3501	Swan Neck
022.0034	B5006-30	Cable Assembly Complete x 3m
022.0038	B5006-40	Cable Assembly Complete x 4m
022.0041	B5006-50	Cable Assembly Complete x 5m
023.0001	B2409	Swan Neck
023.0020	PRO2400W-30ER	Pro-Grip® Torch x 3m
023.0021	PRO2400W-40ER	Pro-Grip® Torch x 4m
023.0022	PRO2400W-50ER	Pro-Grip® Torch x 5m
023.0027	PRO2400W-30ER	Pro-Grip® Torch x 3m
023.0028	PRO2400W-40ER	Pro-Grip® Torch x 4m
023.0029	PRO2400W-50ER	Pro-Grip® Torch x 5m
023.0077	PRO2400W-30ER	Pro-Grip® Torch x 3m
023.0078	PRO2400W-40ER	Pro-Grip® Torch x 4m
023.0079	PRO2400W-50ER	Pro-Grip® Torch x 5m
030.0019	B5003	Insulating Washer
030.0037	B5005B	Diffuser Black
033.0001	B4011	Swan Neck
033.0030	PRO4001-50ER	Pro-Grip® Torch x 5m
033.0046	PRO4001-30ER	Pro-Grip® Torch x 3m
033.0047	PRO4001-40ER	Pro-Grip® Torch x 4m
033.0048	PRO4001-50ER	Pro-Grip® Torch x 5m
033.0107	PRO4001-30ER	Pro-Grip® Torch x 3m
033.0108	PRO4001-40ER	Pro-Grip® Torch x 4m
033.0109	PRO4001-50ER	Pro-Grip® Torch x 5m
034.0001	B5002	Swan Neck

BINZEL®	PARWELD	DESCRIPTION
034.0039	PRO5000-30ER	Pro-Grip® Torch x 3m
034.0041	PRO5000-40ER	Pro-Grip® Torch x 3m
034.0044	PRO5000-50ER	Pro-Grip® Torch x 3m
034.0067	PRO5000-30ER	Pro-Grip® Torch x 3m
034.0068	PRO5000-40ER	Pro-Grip® Torch x 3m
034.0069	PRO5000-50ER	Pro-Grip® Torch x 3m
034.0160	PRO5000-30ER	Pro-Grip® Torch x 3m
034.0161	PRO5000-40ER	Pro-Grip® Torch x 3m
034.0162	PRO5000-50ER	Pro-Grip® Torch x 3m
080.0005	B3644	Snap On Head
080.0006	B3647	Spring Cap
080.0007	B3640	Pressure Arm
080.0009	B3667	Printed Circuit Board 42 Volt
080.0010	B3654	Motor
080.0017	B3657	Retaining Washer
080.0019	B3656-08	Drive Roll 0.8mm
080.0021	B3656-10	Drive Roll 1.0mm
080.0022	B3656-12	Drive Roll 1.2mm
080.0023	B3656-16	Drive Roll 1.6mm
080.0026	B3659	Cable Support
080.0032	B3646	Spring
080.0042	B3641	Pressure Roll
080.0043	B3645	Ball Bearing
081.0002	B3638	Straight Neck
081.0003	B3639	Torch Body
081.0017	B3662	Contact Tube
081.0033	PP2600A-80	Push Pull Torch x 8m Euro
083.0014	PP3600A-80	Push Pull Torch x 8m Euro
083.0017	PP3645A-80	Push Pull x 8m c/w 45° Neck
091.0001	B4051-45	Swan Neck
091.0002	B4051	Straight Neck
091.0003	B4046	Torch Body
091.0043	PP4000W-80	Push Pull Torch x 8m Euro
091.0044	PP4045W-80	Push Pull x 8m c/w 45° Neck
092.0001	B2439-45	Swan Neck
092.0007	B2439	Straight Neck
092.0018	PP2400W-80	Push Pull Torch x 8m Euro
092.0019	PP2445W-80	Push Pull x 8m c/w 45° Neck
101.0033	B5010-30	Switch Lead Assembly x 3m
101.0037	B5010-40	Switch Lead Assembly x 4m
101.0041	B5010-50	Switch Lead Assembly x 5m
102.0018	B5013-30	Gas Hose Assembly x 3m
102.0022	B5013-40	Gas Hose Assembly x 4m
102.0025	B5013-50	Gas Hose Assembly x 5m
103.0002	B5012B	Reinforced Blue Hose
103.0035	B5012-30	Water Inlet Hose Assembly x 3m
103.0040	B5012-40	Water Inlet Hose Assembly x 4m
103.0043	B5012-50	Water Inlet Hose Assembly x 5m
103.0079	B5012R	Reinforced Hose Red



CROSS REFERENCE LISTING

BINZEL®

Binzel® trademarks are the property of their respective owner, and usage is for reference only. These products are not endorsed by the original manufacturer.

BINZEL®	PARWELD	DESCRIPTION
103.0082	B5017	Water Outlet Hose O/Braid
105.0013	B1537-30	Cable Assembly Cover x 3m
105.0040	B1537-30	Cable Assembly Cover x 3m
105.0041	B1537-40	Cable Assembly Cover x 4m
107.0004	B5019	Canvas Cover 25mm x 1.5mm
107.0044	B5019-40	Canvas Cover Assembly x 4m
107.0055	B6019	Canvas Cover 28mm x 1.5mm
107.0079	B5019-30	Canvas Cover Assembly x 3m
107.0080	B5019-50	Canvas Cover Assembly x 5m
115.0034	B6015-30	Power Cable Assembly x 3m
115.0039	B6015-40	Power Cable Assembly x 4m
115.0043	B4048-80	Power Cable Assembly x 8m
115.0065	B5015-30	Power Cable Assembly x 3m
115.0070	B5015-40	Power Cable Assembly x 4m
115.0074	B5015-50	Power Cable Assembly x 5m
122.0031	B5033-30	Plain Liner 1.0-1.2mm (.040-.045") x 3m
122.0036	B5033-40	Plain Liner 1.0-1.2mm (.040-.045") x 4m
122.0039	B5033-50	Plain Liner 1.0-1.2mm (.040-.045") x 5m
122.0056	B5034-30	Plain Liner 1.2-1.6mm (.045/1/16") x 3m
122.0060	B5034-40	Plain Liner 1.2-1.6mm (.045/1/16") x 4m
122.0063	B5034-50	Plain Liner 1.2-1.6mm (.045/1/16") x 5m
122.0066	B6033-30	Plain Liner 1.6-2.0mm (1/16-5/64") x 3m
122.0067	B6033-40	Plain Liner 1.6-2.0mm (1/16-5/64") x 4m
122.0068	B6033-50	Plain Liner 1.6-2.0mm (1/16-5/64") x 5m
122.0073	B4033-30	Plain Liner 2.0-2.4mm (5/64-3/32") x 3m
122.0075	B4033-40	Plain Liner 2.0-2.4mm (5/64-3/32") x 4m
122.0076	B4033-50	Plain Liner 2.0-2.4mm (5/64-3/32") x 5m
122.0079	B6034-30	Plain Liner 2.4mm (3/32") x 3m
122.0080	B6034-40	Plain Liner 2.4mm (3/32") x 4m
122.0083	B6035-30	Plain Liner 2.4mm (3/32") x 5m
123.0010	B2524PC	PVC Coated Liner Material
123.0016	B3631PC	PVC Coated Liner Material
124.0001	B1435-30	Steel Liner 0.6-0.8mm (.023-.030") x 3m
124.0011	B1535-30	Steel Liner 0.6-0.9mm (.023-.035") x 3m
124.0012	B1535-40	Steel Liner 0.6-0.9mm (.023-.035") x 4m
124.0015	B1535-50	Steel Liner 0.6-0.9mm (.023-.035") x 5m
124.0041	B3631-30	Steel Liner 1.6mm (1/16") x 3m
124.0042	B3631-40	Steel Liner 1.6mm (1/16") x 4m
124.0044	B3631-50	Steel Liner 1.6mm (1/16") x 5m
124.0051	B4631-30	Steel Liner 2.0-2.4mm (5/64-3/32") x 3m
124.0053	B4631-40	Steel Liner 2.0-2.4mm (5/64-3/32") x 4m
124.0055	B4631-50	Steel Liner 2.0-2.4mm (5/64-3/32") x 5m
124.0059	B1435-40	Steel Liner 0.6-0.8mm (.023-.030") x 4m
124.0060	B1435-50	Steel Liner 0.6-0.8mm (.023-.030") x 5m
125.0001	B1436PS	Nylon Liner Material
125.0004	B1536B	Teflon Liner Material
125.0006	B2513	Teflon Liner Material
125.0007	B2554	Carbon Teflon Liner Material

BINZEL®	PARWELD	DESCRIPTION
125.0008	B2564P	Polyamide Liner Material
25.0017	B3626	Yellow Teflon Liner Material
125.0018	B3554	Carbon Teflon Liner Material
126.0005	B1536-30	Teflon Liner 0.6-0.9mm (.023-.035") x 3m
126.0008	B1536-40	Teflon Liner 0.6-0.9mm (.023-.035") x 4m
126.0011	B1536-50	Teflon Liner 0.6-0.9mm (.023-.035") x 5m
126.0013	B1536-80	Teflon Liner 0.6-0.9mm (.023-.035") x 8m
126.0021	B2513-30	Teflon Liner 1.0-1.2mm (.040-.045") x 3m
126.0026	B2513-40	Teflon Liner 1.0-1.2mm (.040-.045") x 4m
126.0028	B2513-50	Teflon Liner 1.0-1.2mm (.040-.045") x 5m
1126.0030	B2513-80	Teflon Liner 1.0-1.2mm (.040-.045") x 8m
126.0039	B3626-30	Teflon Liner 1.2mm-1.6mm (.045-1/16") x 3m
126.0042	B3626-40	Teflon Liner 1.2mm-1.6mm (.045-1/16") x 4m
126.0045	B3626-50	Teflon Liner 1.2mm-1.6mm (.045-1/16") x 5m
126.0047	B3626-80	Teflon Liner 1.2mm-1.6mm (.045-1/16") x 8m
127.0005	B2554-30	Carbon Teflon Liner 1.0-1.2mm (.040-.045") x 3m
127.0007	B2554-40	Carbon Teflon Liner 1.0-1.2mm (.040-.045") x 4m
127.0008	B2554-50	Carbon Teflon Liner 1.0-1.2mm (.040-.045") x 5m
127.0009	B2554-80	Carbon Teflon Liner 1.0-1.2mm (.040-.045") x 8m
127.0010	B3554-30	Carbon Teflon Liner 1.2-1.6mm (.045-1/16") x 3m
127.0012	B3554-40	Carbon Teflon Liner 1.2-1.6mm (.045-1/16") x 4m
127.0013	B3554-50	Carbon Teflon Liner 1.2-1.6mm (.045-1/16") x 5m
127.0014	B3554-80	Carbon Teflon Liner 1.2-1.6mm (.045-1/16") x 8m
128.0003	B1436-30	Nylon Liner 0.6-0.8mm (.023-.030") x 3m
128.0007	B1436-40	Nylon Liner 0.6-0.8mm (.023-.030") x 4m
128.0012	B1564-30	Polyamide Liner 0.8-1.2mm (.030-.045") x 3m
128.0015	B1564-40	Polyamide Liner 0.8-1.2mm (.030-.045") x 4m
128.0016	B1564-50	Polyamide Liner 0.8-1.2mm (.030-.045") x 5m
128.0019	B1564-80	Polyamide Liner 0.8-1.2mm (.030-.045") x 8m
128.0020	B2564-30	Polyamide Liner 1.2-1.6mm (.045-1/16") x 3m
128.0021	B2564-40	Polyamide Liner 1.2-1.6mm (.045-1/16") x 4m
128.0023	B2564-80	Polyamide Liner 1.2-1.6mm (.045-1/16") x 8m
128.0024	B3564-30	Polyamide Liner 1.6mm-2.0mm (1/16"-5/64") x 3m
128.0030	B2564-50	Polyamide Liner 1.2-1.6mm (.045-1/16") x 5m

BINZEL®	PARWELD	DESCRIPTION
130.0001	B2515	Teflon Liner Collet 4.0mm
130.0008	B2515	Teflon Liner Collet 4.0mm
131.0001	B2515	Teflon Liner Collet 4.0mm
131.0002	B2615	Teflon Liner Collet 4.7mm
140.0002	B1427-06	Contact Tip 0.6mm (.023") M5 Ecu
140.0005	B2504-06	Contact Tip 0.6mm (.023") M6 Ecu
140.0008	B1527-06	Contact Tip 0.6mm (.023") M6 Ecu
140.0037	B1427-08	Contact Tip 0.8mm (.030") M5 Ecu
140.0051	B2504-08	Contact Tip 0.8mm (.030") M6 Ecu
140.0053	B2504-08CR	Contact Tip 0.8mm (.030") M6 Cr Plated
140.0054	B2505-08	Contact Tip 0.8mm (.030") M6 CuCrZr
140.0059	B1527-08	Contact Tip 0.8mm (.030") M6 Ecu
140.0114	B4014-08	Contact Tip 0.8mm (.030") M8 Ecu
140.0117	B4015-08	Contact Tip 0.8mm (.030") M8 CuCrZr
140.0169	B2504-09	Contact Tip 0.9mm (.035") M6 Ecu
140.0172	B2505-09	Contact Tip 0.9mm (.035") M6 CuCrZr
140.0177	B1527-09	Contact Tip 0.9mm (.035") M6 Ecu
140.0214	B4014-09	Contact Tip 0.9mm (.035") M8 Ecu
140.0242	B2504-10	Contact Tip 1.0mm (.040") M6 Ecu
140.0244	B2504-10CR	Contact Tip 1.0mm (.040") M6 Cr Plated
140.0245	B2505-10	Contact Tip 1.0mm (.040") M6 CuCrZr
140.0253	B1527-10	Contact Tip 1.0mm (.040") M6 Ecu
140.0313	B4014-10	Contact Tip 1.0mm (.040") M8 Ecu
140.0315	B4014-10CR	Contact Tip 1.0mm (.040") M8 Cr Plated
140.0316	B4015-10	Contact Tip 1.0mm (.040") M8 CuCrZr
40.0379	B2504-12	Contact Tip 1.2mm (.045") M6 Ecu
140.0381	B2504-12CR	Contact Tip 1.2mm (.045") M6 Cr Plated
140.0382	B2505-12	Contact Tip 1.2mm (.045") M6 CuCrZr
140.0387	B1527-12	Contact Tip 1.2mm (.045") M6 Ecu
140.0442	B4014-12	Contact Tip 1.2mm (.045") M8 Ecu
1140.0444	B4014-12CR	Contact Tip 1.2mm (.045") M8 Cr Plated
140.0445	B4015-12	Contact Tip 1.2mm (.045") M8 CuCrZr
140.0516	B2504-14	Contact Tip 1.4mm (.055") M6 Ecu
140.0533	B4014-14	Contact Tip 1.4mm (.055") M8 Ecu
140.0536	B4015-14	Contact Tip 1.4mm (.055") M8 CuCrZr
140.0555	B2504-16	Contact Tip 1.6mm (1/16") M6 Ecu
140.0558	B2505-16	Contact Tip 1.6mm (1/16") M6 CuCrZr
140.0587	B4014-16	Contact Tip 1.6mm (1/16") M8 Ecu
140.0590	B4015-16	Contact Tip 1.6mm (1/16") M8 CuCrZr
140.0653	B4014-20	Contact Tip 2.0mm (5/64") M8 Ecu
140.1108	B6015-16	Contact Tip 1.6mm (1/16") M10 CuCrZr
140.1109	B6015-24	Contact Tip 2.4mm (3/32") M10 CuCrZr
140.1134	B6015-20	Contact Tip 2.0mm (5/64") M10 CuCrZr
140.1135	B6015-28	Contact Tip 2.8mm (7/64") M10 CuCrZr
140.1136	B6015-32	Contact Tip 3.2mm (1/8") M10 CuCrZr
141.0008	B4014-10A	Contact Tip 1.0mm (.040") M8 Ecu Alu
141.0015	B4014-12A	Contact Tip 1.2mm (.045") M8 Ecu Alu
142.0001	B2506	Tip Adaptor M8

CROSS REFERENCE LISTING

BINZEL®

Binz® trademarks are the property of their respective owner, and usage is for reference only. These products are not endorsed by the original manufacturer.

BINZEL®	PARWELD	DESCRIPTION
142.0003	B2412	Tip Adaptor
142.0005	B3612	Tip Adaptor 28.5mm M6
142.0007	B2612	Tip Adaptor M8
142.0011	B3613	Tip Adaptor 31.5mm M6
142.0020	B3614	Tip Adaptor 28.5mm M8
142.0021	B4005	Tip Adaptor
142.0022	B5001	Tip Adaptor 25mm M8
142.0028	B6003	Tip Adaptor M8
142.0032	B6003M10	Tip Adaptor M10
145.0041	B1529	Cylindrical Nozzle
145.0042	B2507	Cylindrical Nozzle 18mm (5/7")
145.0045	B3615	Cylindrical Nozzle 19mm (3/4")
145.0047	B2415	Cylindrical Nozzle 17mm (11/16")
145.0051	B5027	Cylindrical Nozzle 19mm (3/4")
145.0075	B1530	Conical Nozzle 12mm (15/32")
145.0076	B2508	Conical Nozzle 15mm (19/32")
145.0078	B3616	Conical Nozzle 16mm (5/8")
145.0079	B4017	Conical Nozzle 18mm (5/7")
145.0080	B2416	Conical Nozzle 13mm (1/2")
145.0081	B6004	Conical Nozzle 20mm (25/32")
145.0085	B5028	Conical Nozzle 16mm (5/8")
145.0086	B5028HD	Heavy Duty Conical Nozzle 16mm (5/8")
145.0089	RB4508	Conical Nozzle 15.5 x 67.5
145.0090	RB2408	Conical Nozzle 15.5 x 62
145.0123	B1531	Tapered Nozzle
145.0124	B2509	Tapered Nozzle 12mm (15/32")
145.0126	B3617	Tapered Nozzle 12mm (15/32")
145.0128	B2417	Tapered Nozzle 10mm (3/8")
145.0132	B5029	Tapered Nozzle 14mm (9/16")
145.0143	B1532	Bottle Nozzle 13mm (1/2")
145.0144	B2510	Bottle Nozzle 15mm (19/32")
145.0168	B1533	Spot Welding Nozzle 16mm (5/8")
145.0169	B2511	Spot Welding Nozzle
152.0004	B6008-30	Outer Liner Assembly x 3m
152.0005	B6008-40	Outer Liner Assembly x 4m
153.0028	B5008-80	Outer Liner Assembly x 8m
153.0129	B3673	Power Cable Assembly x 8m
155.0008	B5008-30	Outer Liner Assembly x 3m
155.0009	B5008-40	Outer Liner Assembly x 4m
155.0010	B5008-50	Outer Liner Assembly x 5m
160.0016	B1417-30	Hyperflex™ Cable Assembly x 3m
160.0024	B1417-40	Hyperflex™ Cable Assembly x 4m
160.0065	B1517-30	Hyperflex™ Cable Assembly x 3m
160.0078	B1517-40	Hyperflex™ Cable Assembly x 4m
160.0091	B1517-50	Hyperflex™ Cable Assembly x 5m
160.0128	B2503-30	Hyperflex™ Cable Assembly x 3m
160.0142	B2503-40	Hyperflex™ Cable Assembly x 4m
160.0155	B2503-50	Hyperflex™ Cable Assembly x 5m
60.0169	B2303-30	Hyperflex™ Cable Assembly x 3m

BINZEL®	PARWELD	DESCRIPTION
160.0174	B2303-40	Hyperflex™ Cable Assembly x 4m
160.0181	B2303-50	Hyperflex™ Cable Assembly x 5m
160.0239	B2603-30	Hyperflex™ Cable Assembly x 3m
160.0255	B2603-40	Hyperflex™ Cable Assembly x 4m
160.0267	B2603-50	Hyperflex™ Cable Assembly x 5m
160.0364	B3609-30	Hyperflex™ Cable Assembly x 3m
160.0379	B3609-40	Hyperflex™ Cable Assembly x 4m
160.0391	B3609-50	Hyperflex™ Cable Assembly x 5m
160.0486	B4010-30	Hyperflex™ Cable Assembly x 3m
160.0500	B4010-40	Hyperflex™ Cable Assembly x 4m
160.0513	B4010-50	Hyperflex™ Cable Assembly x 5m
160.0549	B6075-30	Power Cable Assembly x 3m
160.0560	B6075-40	Power Cable Assembly x 4m
165.0002	B1524	Gun Plug 'O' Ring
165.0008	B2518	Teflon Liner 'O' Ring
165.0054	B2518	Teflon Liner 'O' Ring
171.0001	B5024	Water Hose Clamp 9.5mm
171.0002	B5025	Water Hose Clamp 8.7mm
171.0004	B5026	Water Hose Clamp 10.5mm
175.0003	B1523	Gun Plug Terminal
175.0004	B1522	Cable Terminal Male
175.0022	B1521	Cable Terminal
180.0001	B3630	Automatic Handle
180.0017	B1414	Ergo Handle Kit c/w Lock Nut
180.0029	B4514	Ergo Handle c/w Lock Nut
180.0035	B1508	Microswitch Handle Kit c/w Nut
180.0039	B1509	Bladeswitch Handle Kit
185.0005	B1408/B	Bladeswitch Trigger
187.0006	B5922	Potentiometer 2.2 K.Ohm
400.0088	B1511	Handle Spring
400.0089	B1512	Microswitch Trigger
400.0095	B1514	Handle Nut
400.0099	B8012	Ergo Cable Support Large
400.0100	B8011	Ergo Cable Support Small
400.0114	B2519	Hexagonal Fitting
400.0156	B2517	Hanger Hook
400.0189	B5020	Cable Support
501.0003	B1528	Gun Plug Body c/w Spring Pins
501.0005	B3666	Gun Plug Body
501.0014	B1519/BK	Gun Plug Nut - Black
501.0015	B5098	Gun Plug Body c/w Spring Pins
501.0020	B4038	Gun Plug Body c/w Spring Pins
501.0045	B1518/BK	Gun Plug Housing Black c/w Nut
501.0054	B6028	Gun Plug Body c/w Spring Pins
501.0073	B5022	Gun Plug Housing
501.0077	B6029	Gun Plug Body c/w Spring Pins
501.0082	B1525	Liner Nut
501.0114	B5023	Water Hose Nipple
501.0129	B6025	Liner Nut RZ-2

BINZEL®	PARWELD	DESCRIPTION
501.0190	B5034	Snap On Water Connector
600.0050	SAB3693	Fume Nozzle
602.0012	SAB1593	Fume Nozzle
602.0035	SAB1501	Swan Neck
604.0037	SAB2593	Fume Nozzle
604.0079	SAB2501	Swan Neck
612.0001	SAB2493	Fume Nozzle
612.0020	SAB2401	Swan Neck
623.0030	SAB2592	Front Extraction Chamber
623.0031	SAB2409	Swan Neck
634.0036	SAB5002	Swan Neck
902.0007	SAB1507	Tip Adaptor
904.0003	B2520	Auto Straight Neck
904.0021	B2500-20A	Auto Torch x 2m Euro
904.0026	B2500-30A	Auto Torch x 3m Euro
904.0046	B2500-40A	Auto Torch x 4m Euro
914.0002	B3627	Auto Straight Neck
914.0008	B3600-20A	Auto Torch x 2m Euro
914.0013	B3600-30A	Auto Torch x 3m Euro
914.0015	B3600-40A	Auto Torch x 4m Euro
915.0001	B4028	Auto Straight Neck
915.0006	B4000-30A	Auto Torch x 3m Euro
915.0015	B4000-40A	Auto Torch x 4m Euro
923.0001	B2427	Auto Straight Neck
923.0005	B2400W-30A	Auto Torch x 3m Euro
923.0006	B2400W-40A	Auto Torch x 4m Euro
932.0002	B5002A-45	Auto Neck 45 Degree
932.0045	B5000-30A	Auto Torch x 3m Euro
932.0050	B5000-40A	Auto Torch x 4m Euro
934.0001	B5002A	Auto Straight Neck
934.0027	B5000-20A	Auto Torch x 2m Euro
934.0032	B5000-30A	Auto Torch x 3m Euro

INDEX

XP8

Setting Standards in Design & Performance	15
What Makes the XP8 Special?	16
XP8 Key Features	18
NEW XP8 Rotating Neck Key Features	19
NEW How to Order - Rotating Torch Package	20
XP8 MIG Torch Range	21
XP8 200A	22
XP8 300A	24
XP8 320W	26
XP8 350A	28
XP8 400A	30
XP8 450W	32
NEW XP8 Push Pull Key Features	34
NEW How to Order - XP8 Push Pull	36
NEW XP8 Push Pull Torch Range	37
NEW XP8 350A PP	38
NEW XP8 450W PP	40
XP8 Liners	42

BZL

BZL Eco-Grip® Max	43
Eco-Grip Max® Key Features	44
NEW Direct Fit MIG Torches	45
Eco-Grip Max® Torch Range	46
Eco-Grip Max® 150A	48
Eco-Grip Max® 240A	50
Eco-Grip Max® 250A	52
Eco-Grip Max® 360A	54
Eco-Grip Max® 401W	56
Eco-Grip Max® 501W	58
Eco-Grip Max® Liners	60
BZL Pro-Grip Max®	61
BZL Pro-Grip Max® Key Features	62
NEW Pro-Grip Max® Control Handle	64
NEW Pro-Grip Max® Rotating Neck	65
Pro-Grip Max® Torch Range	66
SB 120A	70
SB 140A	72
Pro-Grip Max® 150A	74
Pro-Grip Max® 150A Flex	76
Pro-Grip Max® 240A	78

Pro-Grip Max® 250A	80
Pro-Grip Max® 250A Flex	82
Pro-Grip Max® 260A	84
Pro-Grip Max® 240W	86
Pro-Grip Max® 360A	88
Pro-Grip Max® 350W	90
Pro-Grip® 380A	92
Pro-Grip® 400A	94
Pro-Grip Max® 401W	96
Pro-Grip Max® 400W	98
Pro-Grip Max® 501W	100
Pro-Grip Max® 501W EXT	102
Pro-Grip Max® 550W	104
SB 501W Auto	106
NEW BZL Push Pull Key Features	108
NEW BZL Push Pull - How to Order	109
NEW BZL Push Pull 360A	110
NEW BZL Push Pull 400W	112
Pro-Grip Max® Liners	114

TWC

TWC	115
NEW Pro-Grip Max® & Classic TWC Key Features	116
NEW Pro-Grip Max® & Classic TWC Torch Range	117
PA No 1	118
PA No 2	120
PA No 3	122
PA No 4	124
PA No 5	126
TWC Liners	128

BND

BND	129
NEW Pro-Grip Max® & Classic BND Key Features	130
NEW Pro-Grip Max® & Classic BND Torch Range	131
PEZ 200E	132
PEZ 300E	134
PEZ 400E	136
BND Liners	138

TRG

TRG	139
TRG Key Features	140
TRG Torch Range	141
TRG Liners	141
TRG 300A	142
TRG 400A	144
TRG 500A	146

PNA

PNA	148
PNA Key Features	149
PNA Torch Range	149
PNA Liners	149
PNA 350A	150
PNA 500A	152

PRO-FC

PRO-FC	154
PRO-FC Key Features	155
PRO-FC Torch Range	156
PRO-FC Ordering Guide	157
PRO-FC 350A	158
PRO-FC 450A	160
PRO-FC Swan Necks	162
PRO-FC Direct Pin Connector Liners	163
PRO-FC Liners	163

MIG END CONNECTORS

MIG Torch End Connector Options	164
Modular Power Pin Torch Conversion Kit	165

KMP

KMP Consumables	166
KMP Liners	167

ESB

ESB Consumables	168
ESB Liners	169

INDEX

FRN

FRN Contact Tips	170
------------------	-----

HOSE, SHEATH & CABLE

High Temperature Coaxial Cable	170
Hose	171
Liner Material	171
Sheath	171
Machine Conversion Kits	172
Wire Guide Tubes	172
Bulk Pack Feed Conduit	173

TIG CONSUMABLES

TIG Consumables	174
PRO/ECO/WLD 9, 20, 25 Consumables	175
PRO/ECO/WLD 17, 18, 26 Consumables	177
Back Caps	179
NEW Gas Saver Consumables	180
NEW Swivel Torch Heads	181

PRO-GRIP MAX® TIG

Pro-Grip Max® TIG	182
Pro-Grip Max® TIG Key Features	183
How to Create Your Pro-Grip Max® Stock Code	184
Torch Heads	185
Cables	185
Switches	186
Standard and TGC Cable Terminations	187
Cable Plugs	193
NEW Integrated Power Adaptor	195
Pro-Grip Max® TIG Torch Range Overview	196
PRO9	198
PRO17	200
PRO26	202
Pro-Grip Max® 250AC	204
PRO20	206
NEW PRO20 Hybrid	208
PRO18	210
PRO18SC	212
Pro-Grip Max® 550W	214

ECO-GRIP® TIG

Eco-Grip® TIG	216
Eco-Grip® TIG Key Features	217
Eco-Grip® TIG Torch Range Overview	218
How to Create Your Eco-Grip Max® Stock Code	219
ECO9	220
ECO17	222
ECO25	224
ECO26	226
ECO20	228
ECO18	230
ECO18SC	232

WLD

WLD TIG	234
WLD Key Features	235
WLD TIG Torch Range Overview	236
How to Create your WLD Stock Code	237
NEW Modular Flex Neck System	238
NEW Scratch & Lift TIG Torches	239
WP24	240
WP9	242
WP17	244
WP24W	246
WP25	248
WP26	250
WP20	252
WP18	254
WP18SC	256

MISC TIG

TW 450	258
NEW HCAR Site Construction Torch	260

CABLES, SWITCHES, ADAPTORS & PLUGS

Extension Cables/Switches	261
Snap On Water Connectors	261
Cable Adaptors	262
Power Adaptors	263

PLASMA

Parweld Plasma	264
Cebora® PROF 35HF/50	265
Cebora® PROF 70	266
Cebora® PROF 90/91	267
Cebora® PROF 90/120/150/160	268
NEW Hypertherm® Consumables	269
Hypertherm® HYP 45	274
NEW Hypertherm® HYP 120	275
Panasonic® Consumables	276
Parweld XT4000	277
Trafimet® S45	278
NEW Trafimet® Consumables	279
NEW Trafimet® S105	280
Trafimet® A81	281
Trafimet® A101	282
Trafimet® A141	283
Trafimet® A151	284
Alternate Pin Configurations	285

MACHINES

Machine Key Features	286
Machine Icon Key	287
MMA Inverter Range Overview	288
Plasma Inverter Range Overview	289
TIG Inverter Range Overview	290
MIG Inverter Range	292
MIG Transformer Range	294
Automotive MIG Machine Range	295
NEW XTS 143 MMA Inverter	296
NEW XTS 163 MMA Inverter	297
NEW XTS 163DV MMA Inverter	298
NEW XTS 166RC MMA Inverter	299
NEW XTS 204 MMA Inverter	300
XTS 403 MMA Inverter	301
XTP 40 Inverter Plasma Cutter	302
XTP 63 Inverter Plasma Cutter	303
XTP 103 Inverter Plasma Cutter	304
XTT 182DV TIG Inverter	305
XTT 200 DC Pulsed TIG Inverter	306
NEW XTT 207DV Pulsed TIG Inverter	307
XTT 202P AC/DC Inverter	308

INDEX

XTT 250 DC P Pulsed TIG Inverter	309
XTT 353P AC/DC Inverter	310
XTT 503 AC/DC Inverter	311
NEW XTM 161I MIG Inverter	312
XTM 182I MIG Inverter	313
NEW XTM 201I MIG Inverter	314
NEW XTM 201Di Multi-Process Digital Inverter	316
XTM 252I Synergic MIG Inverter	318
XTM 254I Synergic MIG Inverter	319
XTM 503I Synergic MIG Inverter	320
XTM 304C Professional Three Phase Compact MIG Machine	321
XTM 404S Professional Three Phase Separate MIG Machine	322
XTE 171C Automotive Compact MIG Machine	323
XTE 181C Automotive Compact MIG Machine	324
XTE 201C Automotive Compact MIG Machine	325
XTS 902 Dual Voltage Water Cooler	326
XTS 904/905 Water Cooler	326
NEW Pro Foot Control	327
MMA Inverter Packages Guide	328
Plasma Inverter Packages Guide	328
TIG Inverter Packages Guide	329
MIG Inverter Packages Guide	330
XTM 201Di Packages Guide	330
MIG Transformer Packages Guide	331
Automotive MIG Packages Guide	331
Feed Roll Selector Chart	332
Feed Rolls	333

GAS

Parweld Gas	334
NM Cutting Torches	335
Type 5 Cutting and Welding Torches	336
Lightweight Cutting and Welding Torches	337
Acetylene Cutting Nozzles	338
Propane Cutting Nozzles	339
Welding Nozzles	340
Everyday Gas Regulators	341
Flash Back Arrestors	342
Gas Contractor Sets	343
Cutting & Welding Hose Coils	345
Cutting & Welding Hose Sets	346
Hose Connections and Fittings	347

Flow Meters, Flow Testers, Double Outlet Connectors	348
Lighters, Nozzle Cleaners, Spanners & Spindle Keys	349

PPE

Parweld PPE Features and Benefits	350
NEW Panther Pro Gauntlet	351
NEW Panther Pro Long Gauntlet	352
Panther Gauntlet	353
NEW Panther Aluminised Gauntlet	354
NEW Panther Pro TIG Glove	355
Panther Fingertip Sensitivity TIG Glove	356
Panther Driver Glove	357
NEW Panther Mesh Back Drivers Glove	358
Panther Canadian Rigger Glove	359
NEW Reversible Gauntlet	360
Parweld Gloves	361
NEW Aluminised Hand Shield	363
NEW Panther Welders Jacket	364
Panther Apron c/w Buckle and Ties	365
Panther Leather Spat & Sleeve	366
Red Leatherwear	367
Flame Protection	368
NEW Parweld Bandana	369
Eye Protection	370
Goggles	371
Visors	372
Ear Protection	372
Respiratory Protection	373
Hazard Protection	374
XR935H Everyday Light Reactive Welding & Grinding Helmet	375
NEW XR937H Large View Light Reactive Welding & grinding Helmet	376
NEW XR938H True colour Light Reactive Welding & Grinding Helmet	378
NEW XR940A Powered Air Purifying Respirator For Particulate Environments	380
Standard Glass Filter Lenses	382
Clear Cover Lenses	383

ACCESSORIES & MMA

Parweld MMA	384
Cable Plugs & Sockets	385

Earth Clamps	386
Electrode Holders	387
Cable Kits	388
Chipping Hammers	389
Reel Assembly	389
French Chalk	389
Wire brushes	390
Mig Pliers	390
Arc Air Gouging	391
Hose Connections & Fittings	392
Anti Spatter	393
Abrasives	395

FILLER METALS & TUNGSTENS

Parweld Filler Metals	396
Stainless Steel MIG Wire	397
SG2 Mild Steel MIG Wire	401
4043 Aluminium MIG Wire	402
5356 Aluminium MIG Wire	403
Flux Cored Gasless MIG Wire	404
Stainless Steel TIG Rods	405
Aluminium TIG Rods	408
MMA Electrodes	410
Tungsten Electrodes	411

CROSS REFERENCES

Cross References	413
------------------	-----

DISCLAIMER

Parweld is an independent manufacturer and wholesaler of welding equipment and is no way connected or affiliated with any of the manufacturers referred to in this catalogue.

None of the equipment listed originates from the manufacturer with those product it is compatible.

The use of original equipment manufacturers stock codes and / or the manufacturers registered or unregistered trademarks is only to act as a reference to the original equipment.

Parweld owns full copyright in respect to this catalogue and its reproduction.

No part of this publication may be reproduced by any means including photocopying, electronic copying or otherwise without the prior written consent of Parweld Ltd

PARWELD TV

PARWELD'S EXCLUSIVE YOUTUBE CHANNEL



Visit Parweld TV on YouTube to see our machines in action, with new videos added regularly!





parweld
WELDING THE FUTURE



Parweld Limited

Bewdley Business Park, Long Bank, Bewdley, Worcestershire DY12 2TZ

Tel: **+44 (0)1299 266 800**

UK and Ireland Sales Tel: **01299 269 500**

Export Sales Tel: **+44 (0)1299 269 507**

Email: info@parweld.co.uk Website: www.parweld.com

Edition 1

parweld
WELDING THE FUTURE